

A close-up photograph of a magnolia tree. The image is dominated by large, dark green, glossy leaves with prominent veins. In the center, a large, fully bloomed white magnolia flower is the focal point, showing its five petals and a bright yellow stamen. To the left and right, there are other flowers in various stages of bloom, some partially obscured. The background is a soft-focus red brick wall. The overall lighting is bright, highlighting the textures of the leaves and petals.

*Comprehensive Annual  
Financial Report  
For the year ended December 31, 2012*

*Terrebonne Parish Consolidated Government  
Houma, Louisiana*



### **About the Front and Back Cover**

The magnolia blossom was designated the state flower of Louisiana in 1900. The southern magnolia (*magnolia grandiflora*) is well-known as a traditional tree for Louisiana landscapes. It is often considered essential for creating a “Southern” style garden and is commonly found in Terrebonne Parish’s landscapes.

### **Photographs and Audit Report Layout by:**

Ruby LeCompte

# Comprehensive Annual Financial Report



**For The Year Ended  
December 31, 2012**

**Terrebonne Parish Consolidated Government**

**Houma, Louisiana**

**Prepared by:**

**Finance Department, Division of Accounting**

**COMPREHENSIVE ANNUAL FINANCIAL REPORT**

**Terrebonne Parish Consolidated Government**

December 31, 2012

**TABLE OF CONTENTS**

	<u>Exhibit</u>	<u>Page</u> <u>No.</u>
<b><u>INTRODUCTORY SECTION</u></b>		
Title Page		i
Table of Contents		iii
Letter of Transmittal		vii
Principal Officials		xvi
Organizational Chart		xviii
Certificate of Achievement for Excellence in Financial Reporting		xix
<b><u>FINANCIAL SECTION</u></b>		
INDEPENDENT AUDITOR'S REPORT		1
MANAGEMENT'S DISCUSSION AND ANALYSIS		4
<b>BASIC FINANCIAL STATEMENTS</b>		
Government-wide Financial Statements:		
Statement of Net Position	1	19
Statement of Activities	2	20
Fund Financial Statements:		
Governmental Funds:		
Balance Sheet	3	22
Reconciliation of the Governmental Funds Balance Sheet to the Statement of Net Position	4	24
Statement of Revenues, Expenditures and Changes in Fund Balances	5	26
Reconciliation of the Statement of Revenues, Expenditures and Changes in Fund Balances of Governmental Funds to the Statement of Activities	6	29
Statement of Revenues, Expenditures and Changes in Fund Balances - Budget and Actual:		
General Fund	7	30
Public Safety Fund	8	37
Grant Fund	9	39
Road and Bridge Maintenance Fund	10	41
Drainage Maintenance Fund	11	42
Terrebonne Levee & Conservation District Fund	12	43
Proprietary Funds:		
Statement of Net Position	13	44
Statement of Revenues, Expenses and Changes in Fund Net Assets	14	46
Statement of Cash Flows	15	47
Fiduciary Funds:		
Statement of Fiduciary Net Position	16	49
Statement of Changes in Fiduciary Net Position	17	50
Discretely Presented Component Units:		
Combining Statement of Net Position	18	54
Combining Statement of Activities	19	58
Notes to Financial Statements	20	65

**COMPREHENSIVE ANNUAL FINANCIAL REPORT**

**Terrebonne Parish Consolidated Government**

December 31, 2012

**TABLE OF CONTENTS**

	<u>Exhibit</u>	<u>Page</u> <u>No.</u>
<b><u>FINANCIAL SECTION (continued)</u></b>		
<b>REQUIRED SUPPLEMENTARY INFORMATION SECTION</b>		
Schedule of Funding Progress for the Primary Government OPEB Plan	21	121
Schedule of Funding Progress for Police Pension and Relief Fund	22	122
Schedule of Funding Progress for Firemen's Pension and Relief Fund	23	123
<b>SUPPLEMENTARY INFORMATION SECTION</b>		
<b>Combining and Individual Fund Statements and Schedules:</b>		
<b>Nonmajor Governmental Funds:</b>		
Combining Balance Sheet	A-1	130
Combining Balance Sheet - Road Lighting District Maintenance Funds	A-2	132
Combining Statement of Revenues, Expenditures and Changes in Fund Balances	A-3	134
Combining Statement of Revenues, Expenditures and Changes in Fund Balances - Road Lighting District Maintenance Funds	A-4	136
<b>Schedule of Revenues, Expenditures and Changes in Fund Balances - Budget and Actual:</b>		
Terrebonne Juvenile Detention Fund	A-5	138
G.I.S. Mapping System Fund	A-6	139
Parish Transportation Fund	A-7	140
Sales Tax Capital Improvement Fund	A-8	141
Road District No. 6 Maintenance Fund	A-9	142
Road Lighting District No. 1 Maintenance Fund	A-10	143
Road Lighting District No. 2 Maintenance Fund	A-11	144
Road Lighting District No. 3A Maintenance Fund	A-12	145
Road Lighting District No. 4 Maintenance Fund	A-13	146
Road Lighting District No. 5 Maintenance Fund	A-14	147
Road Lighting District No. 6 Maintenance Fund	A-15	148
Road Lighting District No. 7 Maintenance Fund	A-16	149
Road Lighting District No. 8 Maintenance Fund	A-17	150
Road Lighting District No. 9 Maintenance Fund	A-18	151
Road Lighting District No. 10 Maintenance Fund	A-19	152
Health Unit Fund	A-20	153
Terrebonne ARC Fund	A-21	154
Parishwide Recreation Fund	A-22	155
Mental Health Fund	A-23	156
Criminal Court Fund	A-24	157
<b>Enterprise Funds:</b>		
<b>Schedule of Revenues, Expenses and Changes in Fund Net Position - Budget and Actual:</b>		
Utilities Fund	B-1	160
Sewerage Fund	B-2	161
Sanitation Maintenance Fund	B-3	162
Civic Center Fund	B-4	163

**COMPREHENSIVE ANNUAL FINANCIAL REPORT**

**Terrebonne Parish Consolidated Government**

December 31, 2012

**TABLE OF CONTENTS**

	<u>Statement</u>	<u>Page</u> <u>No.</u>
<b><u>FINANCIAL SECTION (continued)</u></b>		
<b>SUPPLEMENTARY INFORMATION SECTION (continued)</b>		
<b>Internal Service Funds:</b>		
Combining Statement of Fund Net Position	C-1	166
Combining Statement of Revenues, Expenses and Changes in Fund Net Position	C-2	167
Combining Statement of Cash Flows	C-3	168
Schedule of Revenues, Expenses and Changes in Fund Net Position - Budget and Actual:		
Insurance Control Fund	C-4	169
Group Health Insurance Fund	C-5	170
Human Resources Fund	C-6	171
Centralized Purchasing Fund	C-7	172
Information Systems Fund	C-8	173
Centralized Fleet Maintenance Fund	C-9	174
<b>Fiduciary Funds:</b>		
Combining Statement of Fiduciary Net Position:		
Agency Funds	D-1	176
Pension Trust Funds	D-2	177
Combining Statement of Changes in Fiduciary Net Position - Pension Trust Funds	D-3	178
Statement of Changes in Assets and Liabilities - All Agency Funds	D-4	179
<b>Capital Assets Used in the Operation of Governmental Funds:</b>		
Schedule By Source	E-1	182
Schedule By Function and Activity	E-2	183
Schedule of Changes By Function and Activity	E-3	185
	<u>Schedule</u>	
<b>OTHER SUPPLEMENTARY INFORMATION SECTION</b>		
Uniform Financial Reporting Standards for Public Housing Authorities - Financial Data Schedules	1	188
Schedule of Compensation Paid to Council	2	190
Schedule of Property, Plant and Equipment - Utilities Fund	3	191

**COMPREHENSIVE ANNUAL FINANCIAL REPORT**

**Terrebonne Parish Consolidated Government**

December 31, 2012

**TABLE OF CONTENTS**

	<u>Table</u>	<u>Page</u> <u>No.</u>
<b><u>STATISTICAL INFORMATION SECTION (UNAUDITED)</u></b>		
Net Position by Component	1	194
Changes in Net Position	2	196
Governmental Activities Tax Revenues by Source	3	198
Fund Balances of Governmental Funds	4	200
Changes in Fund Balances of Governmental Funds	5	202
Assessed Value and Estimated Actual Value of Taxable Property	6	206
Property Tax Rates	7	207
Principal Property Taxpayers	8	208
Property Tax Levies and Collections	9	209
Sales Tax Revenues	10	210
Ratios of Outstanding Debt by Type	11	211
Ratios of General Bonded Debt Outstanding	12	212
Direct and Overlapping Governmental Activities Debt	13	213
Legal Debt Margin Information	14	214
Pledged-Revenue Coverage	15	215
Demographic and Economic Statistics	16	216
Principal Employers	17	217
Full-time Equivalent Parish Government Employees by Function	18	218
Capital Asset Statistics by Function	19	219
Operating Indicators by Function	20	220
Schedule of Insurance in Force - Utilities Fund	21	222
Schedule of Utility Customers - Urban Services District - Utilities Fund	22	224



P.O. BOX 6097

HOUMA, LOUISIANA 70361

868-5050



P.O. BOX 2768

HOUMA, LOUISIANA 70361

868-3000

## TERREBONNE PARISH CONSOLIDATED GOVERNMENT

---

June 24, 2013

To the Honorable Parish President, Members of the Parish Council  
And the Citizens of Terrebonne Parish, Houma, Louisiana

The Comprehensive Annual Financial Report of the Terrebonne Parish Consolidated Government (Parish Government) for the year ended December 31, 2012, is hereby submitted as mandated by the Home Rule Charter. The Home Rule Charter requires that the Council shall provide for an annual independent post audit and such additional audits as it deems necessary, of the accounts and other evidence of financial transactions of the Parish Government, including those of all Parish Government departments, offices or agencies. Audits may be performed by the State or the Council may designate a private auditor to perform such audits.

Responsibility for both the accuracy of the data, and the completeness and fairness of the presentation, including all disclosures, rests with management. To the best of our knowledge and belief, the enclosed data is accurate in all material respects and is reported in a manner that presents fairly the financial position and results of operations of the various governmental and business-type activities, funds, and component units of the Terrebonne Parish Consolidated Government in accordance with Generally Accepted Accounting Principles in the United States of America (GAAP). All disclosures necessary to enable the reader to gain an understanding of the Terrebonne Parish Consolidated Government's activities have been included.

The Terrebonne Parish Consolidated Government and certain component units of the Parish financial statements have been audited by Bourgeois Bennett, LLC, a firm of licensed certified public accountants. Component unit financial statements audited by other auditors were furnished to Bourgeois Bennett, LLC, with their opinion, herein, insofar as it relates to the amounts included for these entities is based on the reports of the other auditors. In the opinion of Bourgeois Bennett, LLC, based on their audit and the reports of other auditors, that there was a reasonable basis for rendering an unqualified opinion that the Terrebonne Parish Consolidated Government financial statements for the year ended December 31, 2012, are fairly presented in conformity with GAAP. The independent auditor's report is located at the front of the financial section of this report.

The Terrebonne Parish Consolidated Government is required to provide for an annual single audit in conformity with the provisions of the Single Audit Act and the U.S. Office of Management and Budget's Circular A-133, *Audits of States, Local Governments and Non-Profit Organizations*. Information related to this single audit, including a schedule of expenditures of federal awards, and the independent auditor's reports on internal controls and compliance with applicable laws and regulations is included in a separately issued Single Audit Supplementary Financial Report.

Management's discussion and analysis (MD&A) immediately follows the independent auditor's report and provides a narrative introduction, overview, and analysis of the basic financial statements. This letter of transmittal is designed to complement the MD&A and should be read in conjunction with it.



## PROFILE OF THE GOVERNMENT

The Territorial Legislature defined Louisiana counties in April 1805, where Terrebonne was originally part of the County of Lafourche. On April 6, 1822, at the home of Alexandre Dupre, acting on a petition of 12 inhabitants and an order of election from Parish Judge Francis M. Guyol, there was a meeting to form a Police Jury for Terrebonne Parish. On March 16, 1848, the City of Houma was incorporated. The separate forms of local government continued until the consolidation election of July 11, 1981, when the voters approved a Home Rule Charter form of government, now known as the Terrebonne Parish Consolidated Government. Subject to the Charter, the Parish is authorized to exercise any power and perform any function necessary, requisite or proper for the management of its local affairs. The plan of government provided by this Home Rule Charter is known as the "President-Council" form of government.

Terrebonne Parish is the second largest parish in Louisiana, and is situated in the southern part of the state, in the heart of Cajun country. Terrebonne Parish has a total area of 2,067 square miles consisting of 987 squares miles of land and 1,080 miles of water. The U.S. Census estimated the 2012 population to be 111,893, an increase of 303 (.3%) over 2010.

The Terrebonne Parish Consolidated Government includes a full range of services, including police and fire protection within the incorporated city limits of Houma; an urban electric system and parish gas utility system. Parishwide services include public works, coastal restoration and preservation, recreation programs, planning and zoning, public transportation, housing and human services, a civic center, solid waste, sewerage, emergency preparedness, and general administrative services.

***The Management:*** The legislative power of the parish government consists of nine members elected to a four (4) year term, with a maximum of three consecutive terms. One (1) council member is elected from each district. The Parish President is an elected official serving as the chief executive officer over all departments, offices and agencies of the parish government, except as otherwise provided by the Charter. The President is elected at large for a four-year term, with a maximum of two consecutive terms.

For the year ended December 31, 2012, the Parish President appointed department heads subject to the approval of the Parish Council for the following major departments, and served at the pleasure of the President:

Administration	Legal	Coastal Restoration & Preservation
Finance	Parks and Recreation	Risk Management/Human Resources
Civic Center	Public Safety	Housing and Human Services
Utilities	Public Works	Planning and Zoning

## LOCAL ECONOMY

### Economic Condition and Outlook

In 2003, the Parish Council approved an agreement with the Houma-Terrebonne Chamber of Commerce and the South Central Industrial Association (SCIA) for an organizational assessment to implement an Economic Development Strategic Plan. As part of the implementation of the Strategic Plan, the creation of Terrebonne Economic Development Authority (TEDA) was completed and became active in 2005. Beginning below is an article prepared by TEDA on the Parish Economic Condition.

*In January of 2013, the Terrebonne Economic Development Authority outlined goals and objectives for 2013 at a Strategic Planning Retreat conducted at Fletcher's new campus on Highway 311. The primary goals related to Business Retention more so than Business Recruitment with additional emphasis on new business start-ups.*

*In February, TEDA launched a major initiative involving two of its major allies (SLEC and South Central Planning) in reaching out to 26 cities across Louisiana and Mississippi in an attempt to highlight available jobs. Some 820 jobs were showcased involving 39 local employers, primarily members of SCIA. This initiative consumed most of February and was considered a "huge" success as both LED and LA Workforce Commission applauded the undertaking. The primary reason for this was (and is) the difficulties in hiring locally. With the April, 2013 unemployment for the Houma MSA at 4.4% which is the 21st lowest in the US, the available labor force is being challenged. TEDA received tremendous cooperation from area employers throughout Terrebonne Parish in compiling this data. In 2011, TEDA opened a new website [www.TerrebonnesHiringnow.org](http://www.TerrebonnesHiringnow.org) to showcase the many available excellent paying jobs and available opportunities.*

*New business start-ups in the Parish are "alive and well" partly due to TEDA's emphasis in this area. Through May of 2013, 346 "new businesses" have opened in the Parish compared to the exact same number in 2012. TEDA conducts regular training workshops focusing on the many aspects of Entrepreneurship. In addition, in January of this year, TEDA recommended to LED to host the inaugural statewide Louisiana Entrepreneurship Fest in Houma. LED concurred with the event taking place on June 20-21 at the Houma-Terrebonne Civic Center. Thirty six presenters (experts in their field) will be conveying valuable information and insights to the attendees which numbers 311 as of June 5th. The Fest is targeting individuals who have an idea for a new business as well as existing business owners interested in the latest technologies and information available to enhance their profitability. Should the Fest be considered a success, there is a good possibility that Houma could become the permanent home of the event and be recognized as "The Entrepreneurship Capital of Louisiana".*

*With the expansion of Deepwater rigs in the Gulf, the ripple effect on Terrebonne's economy is showing numerous positive signs. Major employers in the oil and gas industry have already been announcing major expansion plans including PHI Helicopters. TEDA attends two major Tradeshows annually in this industrial sector, OTC in Houston in May and the Workboat Tradeshow in New Orleans in the November-December timeline. The OTC event was well represented with an apparent increase in foreign companies and potential investment.*

*TEDA initiated a formal economic alliance in 2012 with Weihai, China and will be returning there in July to continue to explore and discuss Chinese investment opportunities. In addition, TEDA will have one of its own employees working out of the Weihai Foreign Affairs Office during the months of July through September. This is unprecedented in Economic Development. China is Louisiana's largest trading partner with prospects for increased activity very encouraging.*

*Terrebonne's commercial activity is also doing well as new strip centers and national chains continue to arrive. Each year TEDA attends the largest Tradeshow nationally in this regard (the ICSC....Int'l Council of Shopping Centers) held each May at the Las Vegas Convention Center. TEDA meets with prospective developers as well as national chains while there. In May, a new national restaurant chain, Twin Peaks, opened in Houma on MLK.*

*In summary and conclusion, Terrebonne Parish is excelling in its economic outlook but could be restricted because of these areas of concern....A. Expansion of the workforce. B. Available/Affordable Housing and C. Increased costs of operations due to hurricane protection and storm surge. These are all "real" issues and are problematic in that short term solutions are not readily apparent.*

*Additional information on the economy in Terrebonne Parish, please visit the Terrebonne Parish Economic Development Authority at <http://www.tpeda.org>*

**Economic Indicators:**

Some of the economic indicators below have reflected the past growth and future potential growth of our Parish.

Year	Accounts Registered				Gross Sales Tax Collections	Annual % Growth
	Sales Tax Permits	Annual % Growth	Occupational Licenses	Annual % Growth		
2003	7,237		5,169		72,948,912	
2004	7,319	1.13%	5,408	4.62%	74,854,942	2.6%
2005	7,517	2.71%	5,625	4.01%	86,367,981	15.4%
2006	7,954	5.81%	5,967	6.08%	107,076,357	24.0%
2007	8,340	4.85%	6,067	1.68%	108,937,998	1.7%
2008	8,587	2.96%	6,268	3.31%	111,588,521	2.4%
2009	8,031	-6.47%	6,284	0.26%	104,636,527	-6.2%
2010	8,317	3.56%	6,130	-2.45%	98,508,673	-5.9%
2011	8,563	2.96%	6,286	2.54%	100,914,024	2.4%
2012	8,885	3.76%	6,212	-1.18%	107,484,695	6.5%

According to the Louisiana Department of Labor, the annual average rate of local unemployment within Terrebonne Parish decreased to an average of 4.8% in 2012 and the average labor force increased to 54,664 as reflected in the following table and chart.

Year	Average Labor Force *	Unemployment Rate *
2003	50,600	3.80%
2004	50,250	4.10%
2005	45,920	6.60%
2006	52,509	3.30%
2007	53,945	2.60%
2008	56,284	3.60%
2009	51,919	4.90%
2010	54,300	5.30%
2011	53,749	5.40%
2012	54,664	4.80%

Source: \*Louisiana Department of Labor

**Major Initiatives in 2012/2013**

Terrebonne Parish has several major active initiatives in the Parish, which includes funding carried forward from 2011 and new funding in 2012 and 2013. These projects have been funded through bond proceeds, federal and state grants, sales taxes dedicated to capital improvements and non-recurring excess funds from operations, which will have a significant impact on the quality of life for the citizens of our Parish.

**Drainage Improvements: \$100.7 million**

The Parish has made an aggressive effort to improve the gravity and forced drainage systems throughout the populated areas. As a parish adjacent to the Gulf of Mexico, essential levee systems in the lower reaches of the parish continually need improvements, in lieu of a major Hurricane Levee System. Some of the major projects have been in partnership with the Terrebonne Levee and Conservation District.

**Road and Bridge Improvements: \$32.6 million**

Many of these projects have been funded to add critical roadways, extending thoroughfares and installing major turning lanes to minimize the impact and lessen the inconveniences resulting from our recent population growth; as well as to prepare us for future shifts in population as identified within the Comprehensive Master Plan. Using Federal Stimulus grants, the Parish removed and replaced damaged concrete panels and widened existing roadways to add turn lanes at several major intersections. In March of 2013, the Parish approved the sale and issuance of \$11.285 million of Public Improvement Bonds to continue the efforts of major road infrastructure.

**Sewerage Improvements: \$22.5 million**

The sewerage improvements will enable the receipt of flows from an industrial corridor. In addition, the Parish received \$1.6 million in Federal EDA ARRA Funds for a Wastewater Line Extension, which includes an industrial park and port facilities. In 2010, the Parish issued \$17.0 million in Sewer Revenue Bonds (Build America bond and Recovery Zone Economic Development) for the purpose of converting 6 lift stations to submersible pumps, mitigation of 4 lift stations in the South Treatment Plant service area and renovation of 11 other lift stations throughout the Parish and renovations of 2 treatment plants.

**Long-Term Financial Planning**

**Morganza-to-the-Gulf Hurricane-Protection Project:** On November 17, 2001, the voters of Terrebonne Parish supported a quarter-cent sales tax to fund a hurricane protection project. Collections began July 1, 2002 and have generated about \$49.4 million to date. Terrebonne Parish Consolidated Government and Terrebonne Levee and Conservation District have an Intergovernmental Agreement to provide for the funding of the Morganza to the Gulf Project. This Project is to provide a system of levees and floodgates to protect the citizens of Terrebonne Parish from any tidal surges from a tropical weather condition. The mission of the Terrebonne Levee and Conservation District is to protect lives and property during times of emergency by using the available manpower and equipment in a safe and timely sequence, while maintaining the integrity of the levee systems and flood control structures. The project purpose is to protect infrastructure and the remaining fragile marsh from hurricane storm surge. The area is significantly affected by tides emanating from the Gulf of Mexico. Terrebonne Levee and Conservation District shall engage in flood control works as it relates to hurricane protection, tidal flooding, saltwater intrusion and conservation. The Parish and the District are jointly participating in this project to provide for the acquisition, construction, improvement, maintenance and operation of new and existing facilities for the furtherance of the statutorily authorized purposes of the District.

The proposed work is located in coastal Louisiana approximately 60 miles southwest of New Orleans, and includes portions of Terrebonne and Lafourche Parishes. The area is bounded on the west by Bayou Dularge and State Highway 311 and on the east by Bayou Lafourche with the east and west boundaries forming an apex at Thibodaux, LA. The southern boundary is the Gulf of Mexico. The recommended hurricane protection plan consists of approximately 72-miles of earthen levee with 12-floodgate structures proposed for the navigable waterways, 12-environmental structures for environmental enhancement, and a lock structure in the Houma Navigation Canal measuring 200-ft wide by 1200-ft long. The structural features are integrated into the levee alignment to provide flood protection, drainage, environmental benefit, and navigational passage. Construction of this plan is to be cost shared 65% Federal/ 35% non-federal with the Louisiana Department of Transportation and Development and the Terrebonne Levee and Conservation District as the local sponsors. It will take 15 to 16 years to build the entire system, which would be maintained by the Terrebonne Levee & Conservation District. The Army Corps of Engineers will likely operate the massive set of locks in the Houma Navigation Canal and Gulf Intracoastal Waterway water control structures. In 2011, the Parish sold \$49 million of Public Improvement Bonds to participate in the financing of the Houma Navigation Canal Receiving Structure, which is now 87% complete.

**Hurricanes Gustav/Ike Disaster Community Development Block Grant (CDBG) Allocation:** In late 2008, Terrebonne Parish was impacted by Hurricanes Gustav and Ike. Terrebonne Parish has been named as a recipient of a Hurricane Gustav/Ike Disaster Community Development Block Grant Allocation. The State of Louisiana was allocated an estimated \$800 million, of which an estimated \$144 million for Terrebonne Parish. The contract for the first allocation of \$77 million was awarded in mid-2009, a second allocation in 2010 for \$57 million and \$10 million in 2012. To date, the parish has expended \$35.0 million, which includes \$9.0 for the Port. The following categories have been proposed to the State for individual approval:

- **Housing Programs (\$26.2 million):** Terrebonne Parish is the second fastest growing metropolitan area in the country. Prior to Hurricanes Gustav and Ike the rental market was well beyond the available units and the housing prices were above the means of many workforce residents. The hurricanes have exacerbated these challenges. To expedite the growth of the rental market, Terrebonne Parish will be providing support to first time homebuyers (approved in early 2010), but also provide infrastructure for mixed-income rental and single-family home developments. In 2012 the State allocated \$10.0 million to the Parish specifically for affordable rental properties.
- **Infrastructure (\$104 million):** The Parish is using the recovery dollars to improve pump stations and increase the effectiveness of the levee system and coastal barriers to surge intrusion and erosion losses. There is also an urgent need for a new Juvenile Detention Facility and expansion into the Gray area for sewerage. Growth plans include encouraging building homes in the northern part of the parish to supply homes for those who are not required to live down the bayou to have quick access to water-dependent industry or assets. These projects will be administered by the Parish rather than opting for state administration.
- **Economic Development (\$10.0 million):** The Parish entered into a \$10.0 million sub-grant agreement with the Port to construct a dry dock facility with the approximate dimensions of 320 feet by 126 feet and a lift capacity of approximately 9,000 short tons. The total cost of this project is \$29.5 million, which includes other federal and state grants.

## FINANCIAL INFORMATION

### **Internal Control**

The Parish Administration is responsible for establishing and maintaining an internal control designed to ensure that the assets of the government are protected from loss, theft or misuse and to ensure that adequate accounting data is compiled to allow for the preparation of financial statements in conformity with accounting principles generally accepted in the United States of America. The internal control is designed to provide reasonable, but not absolute, assurance that these objectives are met. The concept of reasonable assurance recognizes that: the cost of a control should not exceed the benefits likely to be derived; and the valuation of costs and benefits requires estimates and judgments by management.

As a recipient of federal, state and local financial assistance, the Parish is also responsible for ensuring that an adequate internal control is in place to ensure and document compliance with applicable laws and regulations related to these programs.

### **Budgetary Controls**

The Parish maintains extensive budgetary controls, including an encumbrance system for interim periods only, with legal provisions embodied in the annual operating budget and five-year capital outlay budget, approved by the Parish Council. Activities of the General Fund, special revenue funds, Debt Service Fund, Capital Projects Fund, and proprietary funds are included in the annual appropriated operating budget. Capital and long-term projects are prepared for the five-year capital outlay budget.

Budget-to-actual comparisons are not presented for the Debt Service and Capital Project Funds in the accompanying financial statements enclosed. The budgetary data adopted for the Debt Service Fund is controlled by the provisions of the various bond issues. The Capital Project Fund present cumulative as opposed to annual budget amounts.

The level of budgetary control under the Parish President allows the transfer of part or all of any unencumbered appropriation within departments. Any amendment involving the transfer of monies from one department to another or exceeding amounts estimated must be approved by the Council. Further explanations can be found in the Notes to the Financial Statements (No. 1, "Summary of Significant Accounting Policies").

### **Financial Policies**

The Parish complies with accounting principles generally accepted in the United States of America (GAAP). GAAP includes all relevant Governmental Accounting Standards Board (GASB) pronouncements. In 2012, the Parish implemented GASB No. 63, "Financial Reporting of Deferred Outflows of Resources, Deferred Inflows of Resources, and Net Position"; and early implemented GASB Statement No. 65, "Items previously reported as Assets and Liabilities. The accounting and reporting framework and the more significant accounting policies are discussed in the Notes to the Financial Statements (Exhibit 20, No. 1, "Summary of Significant Accounting Policies").

### **FIDUCIARY OPERATIONS**

***Pension Trust Fund Operations:*** Employees of the Parish, except for policemen and firemen of the City of Houma, are members of the Parochial Employees' Retirement System, Plan B. On October 1, 1983, the City of Houma policemen joined the Municipal Police Employees' Retirement System (MPERS) of the State of Louisiana. The Parish maintained a Trust Fund (Police Pension and Relief Fund), for the policemen hired prior to October 1, 1983, through December 31, 2012. At December 31, 2012 all police retirees are part of the MPERS plan, therefore remaining plan assets were distributed back to the Parish in accordance with state law. Effective January 1, 1980, new firemen are covered under the Firefighters' Retirement System of the State of Louisiana. The Parish maintains a Trust (Firemen's Pension and Relief Fund) for firemen hired prior to January 1, 1980. On March 26, 1996, the City of Houma Firemen's Pension Plan entered into a merger agreement with the Firefighter's Retirement System of the State of Louisiana, which was effective July 1, 1995. Additional information can be found in the Notes to the Financial Statements (No. 20, "Pension Plans").

### **DEBT ADMINISTRATION**

The Parish had a number of debt issues outstanding at year-end including the following:

Public Improvement	\$ 86,510,000
General Obligation	18,425,000
Revenue Bonds	9,211,295

Further disclosure information can be found in the Notes to the Financial Statements (No. 10, "Long-Term Debt").

### **CASH MANAGEMENT**

The investment objectives of the Parish are to obtain the most favorable rate of return while maintaining enough liquidity to meet the operating requirements of the Government. Primary emphasis is placed upon the safety of such funds in an effort to minimize risk while earning maximum returns.

For investment purposes the Parish uses the following: demand deposits, certificates of deposit, Federal Home Loan Bank Notes, Federal Home Loan Mortgage Corporation Notes, Federal National Mortgage Association Notes, Federal Farm Credit Bank Notes and Louisiana Asset Management Pool for short-term available cash. The year 2012 generated interest earnings of \$1,193,345 with an average investment rate of .7%. In 2011, interest earnings totaled \$1,284,021 with an average investment rate of .7% on investments.

The Parish's cash resources were divided between cash and investments as follows:

	2012		2011	
	Amount	Average Percent	Amount	Average Percent
Cash on hand	\$ 10,121	0.01%	\$ 10,707	0.01%
Cash and certificates of deposit in banks	52,742,654	29.65%	38,459,090	18.01%
Investments	125,142,303	70.35%	175,117,993	81.99%
Totals	<u>\$177,895,078</u>	<u>100.00%</u>	<u>\$ 213,587,790</u>	<u>100.00%</u>

All funds managed and invested by the Parish are done so in accordance with Louisiana Revised Statutes, Title 39, Chapter 7, and the Terrebonne Parish Consolidated Government Home Rule Charter, section 4-04. Any institution issuing certificates of deposits or maintaining an interest bearing checking account in excess of the FDIC insurance will be required to pledge collateral to secure the investments. The collateral pledged investments must be held by a third party bank serving as custodian. Further explanations and details can be found in the Notes to the Financial Statements (No. 4, "Deposits and Investments").

#### INDEPENDENT AUDIT

The Parish's Home Rule Charter requires a comprehensive annual audit to be performed by the state or the Council may designate a private certified public accountant or firm of such accountants. The Parish financial statements have been audited by Bourgeois Bennett, L.L.C., a firm of licensed certified public accounts. The financial statements have received an "unqualified opinion" indicating that in all material respects, the Parish's basic financial statements are presented fairly and in conformity with accounting principles generally accepted in the United States of America.

In addition, the audit also meets the requirements of the Federal Single Audit Act of 1984 and related OMB Circular A-133, audits of States, Local Governments and Non-Profit Organizations. The auditor's reports related specifically to a single audit are issued under separate cover.

#### AWARDS

The Government Finance Officers Association of the United States and Canada (GFOA) awarded a Certificate of Achievement for Excellence in Financial Reporting to the Terrebonne Parish Consolidated Government for its comprehensive annual financial report for the fiscal year ended December 31, 2011. This was the fifteenth consecutive year that the Parish has achieved this prestigious award. In order to be awarded a Certificate of Achievement, government must publish an easily readable and efficiently organized comprehensive annual financial report. This report must satisfy both generally accepted accounting principles and applicable legal requirements.

A Certificate of Achievement is valid for a period of one year only. We believe that our current comprehensive annual financial report continues to meet the Certificate of Achievement Program's requirements and we are submitting it to the GFOA to determine its eligibility for another certificate.

The Parish has received the Distinguished Budget Presentation Award from the Government Finance Officers Association of the United States and Canada for the years 2003 through 2012 Annual Operating Budget. In order to qualify for the Distinguished Budget Presentation Award, the Parish's budget document was judged to be proficient in several categories, including as a policy document, a financial plan, an operations guide, and a communication device.

#### ACKNOWLEDGMENTS

We wish to express our appreciation to all departments of the Parish who assisted and contributed to the preparation of this report. Special acknowledgment is due to the staff of the Accounting and Information Technology Divisions of the Finance Department and audit staff of Bourgeois Bennett, LLC, whose dedicated efforts resulted in the successful completion of this report.

In addition, we express our appreciation to the Parish President Michel H. Claudet and the Parish Council Members for their interest and support in planning and conducting the financial affairs of the Parish in a responsible and progressive manner during their terms in office.

Respectfully submitted,

A handwritten signature in black ink, appearing to read "Jamie J. Elfert". The signature is written in a cursive style with a large initial "J" and "E".

Jamie J. Elfert  
Chief Financial Officer  
Finance Department



**TERREBONNE PARISH CONSOLIDATED GOVERNMENT  
2012  
PRINCIPAL OFFICIALS**

**Parish President**

Parishwide

Michel H. Claudet

**Parish Council Members**

District 1

John Navy

District 2

Chairwoman

Arlanda Williams

District 3

Capt. Greg C. Hood, Sr. (Ret.)

District 4

Beryl A. Amedée

District 5

Christa M. Duplantis-Prather

District 6

Russell "Red" Hornsby

District 7

Danny Babin

District 8

Dirk Guidry

District 9

Vice Chairman

Peter Lambert

Council Clerk

Charlette Poche'

**Administration Staff**

Parish Manager

Al Levron

Chief Financial Officer

Jamie J. Elfert

Public Works Director

Greg Bush, Ret. Lt. Col.

Utilities Director

Thomas K. Bourg

Risk Management/HR Director

J. Dana Ortego

Planning & Zoning Director

T. Pat Gordon

Public Safety:

Fire Chief

Todd Dufrene

Police Chief

Todd Duplantis

Juvenile Detention Director

Jason Hutchinson

Emergency Preparedness

Earl Eues

Parks and Recreation Director

Sterling Washington

Civic Center Director

Janel Ricca

Housing & Human Services

Darrel Waire

Parish Attorney

Courtney Alcock

**TERREBONNE PARISH CONSOLIDATED GOVERNMENT**

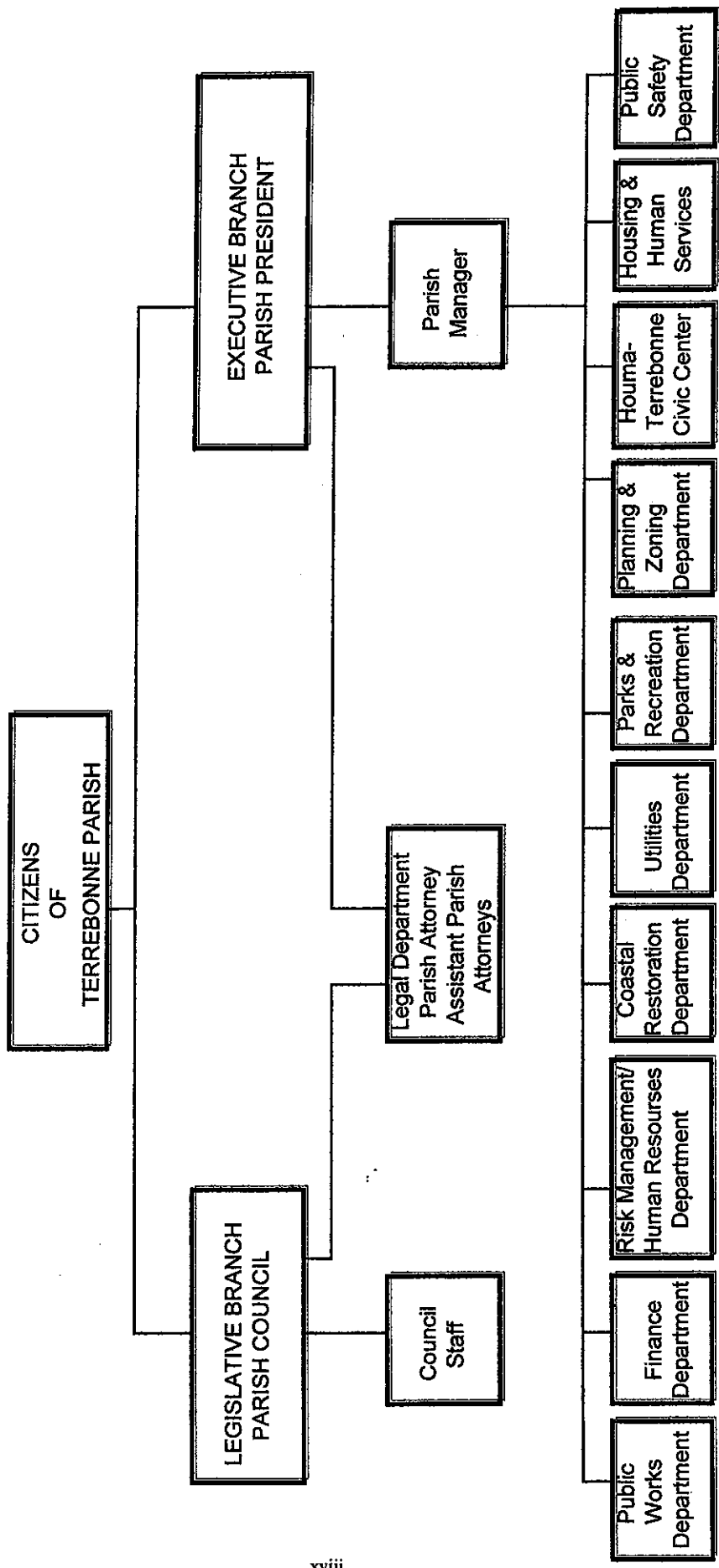
**Finance Department**

Chief Financial Officer	Jamie J. Elfert
Executive Secretary	Ruby LeCompte
Accounting / Comptroller	Donald Picou
Information Technology Manager	Ben Smith
Customer Service Manager	Edward Lawson
Warehouse Manager	Mary Crochet
Purchasing Manager	Angela Guidry

**Accounting Division**

Comptroller	Donald Picou
Accounting Manager	Kayla Dupre
Investment Officer	Sonja Labat
Accounting Supervisor	Paulette Garrett, CPA
Accountant I (Contracts)	Jill Becnel
Accountant I (Budget Assistant)	Peggy Pitre
Accountant I (Grants)	Susan Cadiere/Janice Hutchinson
Accountant I	Debbie Bourg
Accounting Specialist II (Payroll)	Felicia Aubert
Accounting Specialist II (Accounts Receivable)	Sondra Corbitt/Melissa Bourgeois
Accounting Specialist I (Accounts Receivable)	Ava Fontenot
Accounting Specialist I (Accounts Payable)	Mona Kramer/Kristi Doucet
Accounting Specialist I (Accounts Payable)	Rhonda Samanie
Accounting Specialist I (Accounts Payable)	Antoine Foret/Kristi Doucet
Accounting Specialist I (Cash/Investments)	Melissa Bourgeois/Tammy Foret
Accounting Specialist I (Cash/Investments)	Kristi Doucet/Sondra Harris
Accounting Clerk (Grants/Fixed Assets)	Jan Theriot
Accounting Specialist I (Grants)	Daphne Porche/Tanya Ridley
Accounting Specialist I (Interns)	Janice Hutchinson
Accounting Specialist I (Interns)	Logan Coriell/Meri Matthews

# TERREBONNE PARISH CONSOLIDATED GOVERNMENT



# Certificate of Achievement for Excellence in Financial Reporting

Presented to

Terrebonne Parish  
Consolidated Government  
Louisiana

For its Comprehensive Annual  
Financial Report  
for the Fiscal Year Ended  
December 31, 2011

A Certificate of Achievement for Excellence in Financial Reporting is presented by the Government Finance Officers Association of the United States and Canada to government units and public employee retirement systems whose comprehensive annual financial reports (CAFRs) achieve the highest standards in government accounting and financial reporting.



*Christopher P. Moynell*

President

*Jeffrey R. Enos*

Executive Director

INDEPENDENT AUDITOR'S REPORT

To the Parish President and the  
Terrebonne Parish Council,  
Houma, Louisiana.

**Report on the Financial Statements**

We have audited the accompanying financial statements of the governmental activities, the business-type activities, the aggregate discretely presented component units, each major fund, and the aggregate remaining fund information of the Terrebonne Parish Consolidated Government, State of Louisiana (the Parish) as of and for the year ended December 31, 2012, and the related notes to the financial statements, which collectively comprise the Parish's basic financial statements as listed in the table of contents.

**Management's Responsibility for the Financial Statements**

Management is responsible for the preparation and fair presentation of these financial statements in accordance with accounting principles generally accepted in the United States of America; this includes the design, implementation, and maintenance of internal control relevant to the preparation and fair presentation of financial statements that are free from material misstatement, whether due to fraud or error.

**Auditor's Responsibility**

Our responsibility is to express opinions on these financial statements based on our audit. We did not audit the financial statements of the Terrebonne General Medical Center, Houma-Terrebonne Airport Commission, Houma Area Convention and Visitors Bureau, Terrebonne Parish Port Commission, Terrebonne Economic Development Authority, Houma-Terrebonne Regional Planning Commission, Houma-Terrebonne Public Trust Financing Authority, City Court of Houma, District Attorney of the Thirty-Second Judicial District, Clerk of Court, Assessor, Terrebonne Parish Fire Districts No. 5 and 6, Bayou Cane Fire Protection District, Coteau Fire Protection District, Terrebonne Parish Recreation Districts No. 2/3, 3, 6, 7 and 8, Terrebonne Parish Veterans' Memorial District, Terrebonne Parish Communications District, Firemen's Pension and Relief Fund and Thirty-Second Judicial District Court which represent 55% of the assets and deferred outflows of resources of the aggregate discretely presented component units. Furthermore, the above listed component units represent 72% of the revenues of the aggregate discretely presented component units. In addition, the financial statements of the aforementioned component units represent 100% and 100%, respectively, of the assets and additions of fiduciary funds. Those financial statements were audited by other auditors whose reports have been furnished to us, and our opinion, insofar as it relates to the amounts included for these entities, is based solely on the reports of the other auditors.

We conducted our audit in accordance with auditing standards generally accepted in the United States of America and the standards applicable to financial audits contained in Government Auditing

Standards, issued by the Comptroller General of the United States. Those standards require that we plan and perform the audit to obtain reasonable assurance about whether the financial statements are free of material misstatement.

An audit involves performing procedures to obtain audit evidence about the amounts and disclosures in the financial statements. The procedures selected depend on the auditor's judgment, including the assessment of the risks of material misstatement of the financial statements, whether due to fraud or error. In making those risk assessments, the auditor considers internal control relevant to the Parish's preparation and fair presentation of the financial statements in order to design audit procedures that are appropriate in the circumstances, but not for the purpose of expressing an opinion on the effectiveness of the Parish's internal control. Accordingly, we express no such opinion. An audit includes evaluating the appropriateness of accounting policies used and the reasonableness of significant accounting estimates made by management, as well as evaluating the overall presentation of the financial statements.

We believe that the audit evidence we have obtained is sufficient and appropriate to provide a basis for our audit opinions.

## **Opinions**

In our opinion, based on our audit and the reports of other auditors, the financial statements referred to above present fairly, in all material respects, the respective financial position of the governmental activities, the business-type activities, the aggregate discretely presented component units, each major fund and the aggregate remaining fund information of the Parish, as of December 31, 2012, and the respective changes in financial position and, where applicable, cash flows thereof and the respective budgetary comparison for the General Fund and the major special revenue funds for the year then ended in accordance with accounting principles generally accepted in the United States of America.

## **Other Matters**

### *Required Supplementary Information*

Accounting principles generally accepted in the United States of America require that Management's Discussion and Analysis and the Schedules of Funding Progress for the Primary Government's OPEB Plan, Police Pension and Relief Fund and Firemen's Pension and Relief Fund on pages 4 through 15 and 121 through 123, respectively, be presented to supplement the basic financial statements. Such information, although not a part of the basic financial statements, is required by the Governmental Accounting Standards Board, who considers it to be an essential part of financial reporting for placing the basic financial statements in an appropriate operational, economic, or historical context. We have applied certain limited procedures to the required supplementary information in accordance with auditing standards generally accepted in the United States of America, which consisted of inquiries of management about the methods of preparing the information and comparing the information for consistency with management's responses to our inquiries, the basic financial statements, and other knowledge we obtained during our audit of the basic financial statements. We do not express an opinion or provide any assurance on the information because the limited procedures do not provide us with sufficient evidence to express an opinion or provide any assurance.

## *Other Information*

Our audit was conducted for the purpose of forming opinions on the financial statements that collectively comprise the Terrebonne Parish Consolidated Government, Louisiana's basic financial statements. The introductory section, supplementary information section (combining and individual fund financial statements), other supplementary information section and statistical information section are presented for purposes of additional analysis and are not a required part of the basic financial statements.

The supplementary information section (combining and individual fund financial statements), and other supplementary information section is the responsibility of management and was derived from and relates directly to the underlying accounting and other records used to prepare the basic financial statements. Such information has been subjected to the auditing procedures applied in the audit of the basic financial statements and certain additional procedures, including comparing and reconciling such information directly to the underlying accounting and other records used to prepare the financial statements or to the financial statements themselves, and other additional audit procedures in accordance with auditing standards generally accepted in the United States of America. In our opinion, the information is fairly stated in all material respects in relation to the basic financial statements taken as a whole.

The introductory section and statistical information section have not been subjected to the auditing procedures applied in the audit of the basic financial statements and, accordingly, we express no opinion or provide assurance on them.

### **Other Reporting Required by Government Auditing Standards**

In accordance with Government Auditing Standards, we have also issued our report dated June 24, 2013 on our consideration of the Terrebonne Parish Consolidated Government, Louisiana's internal control over financial reporting and our tests of its compliance with certain provisions of laws, regulations, contracts and grant agreements and other matters. The purpose of that report is to describe the scope of our testing of internal control over financial reporting and compliance and the results of that testing, and not to provide an opinion on the internal control over financial reporting or on compliance. That report is an integral part of an audit performed in accordance with Government Auditing Standards in considering the Parish's internal control over financial reporting and compliance.

*Bourgeois Bennett, L.L.C.*

Certified Public Accountants.

Houma, Louisiana,  
June 24, 2013.

## TERREBONNE PARISH CONSOLIDATED GOVERNMENT

### MANAGEMENT'S DISCUSSION AND ANALYSIS

The Finance Department, Accounting Division is responsible for the overview and analysis of the financial activities of the Terrebonne Parish Consolidated Government (the Parish) for the year ended December 31, 2012. The explanation provided is designed to introduce the financial highlights and offer an overview of our financial statements.

Management's Discussion and Analysis (MD&A) is designed to focus on the current year's activities, resulting changes and facts known to date. This narrative includes a government-wide financial analysis of revenues, expenses, and changes in the net position. Further detail offers our readers a financial analysis of the Parish's funds consisting of the governmental fund types and proprietary funds. We encourage our readers to consider the information presented here in conjunction with additional information that we have furnished in our letter of transmittal, which can be found on pages vii through xv of this report.

### FINANCIAL HIGHLIGHTS

Assets and deferred outflows of resources of the Parish, the primary government, exceeded its liabilities and deferred inflows of resources at the close of the most recent fiscal year by \$487.2 million (net position). Of this amount, \$20.7 million (unrestricted net assets) may be used to meet the Parish's ongoing obligations to citizens and creditors.

The Parish's total net assets increased by \$7.9 million during 2012. Governmental activities' net assets decreased \$1.6 million during 2012. The business-type net assets increased by approximately \$9.5 million in 2012.

At the end of our current fiscal year, the Parish's governmental funds reported combined ending fund balances of \$135.2 million, an decrease of \$31.1 million in comparison with the prior year. Approximately 45.7% of this total amount, \$61.8 million, is funds not restricted or committed for special purposes or in a non-spendable form.

At year-end, the portion of the fund balance not restricted or committed for special purposes in the general fund was \$11.6 million, or 54.3% of total 2012 General Fund expenditures.

### OVERVIEW OF THE FINANCIAL STATEMENTS

This discussion and analysis is intended to serve as an introduction to the Terrebonne Parish Consolidated Government's basic financial statements. The Terrebonne Parish Consolidated Government's basic financial statement comprise of three components: 1) government-wide financial statements, 2) fund financial statements, and 3) notes to the financial statements. This report also contains supplementary information in addition to the basic financial statements themselves.

#### Government-Wide Financial Statements

The government-wide financial statements reported in Exhibits 1 and 2 are designed to provide readers with a broad overview of the Terrebonne Parish Consolidated Government's finances, in a manner similar to a private-sector business. The statements combine all governmental funds' current financial resources with capital assets and long-term obligations. Also presented in the government-wide financial statements is a total column for the business-type activities of the primary government. Component units are separate legal governmental entities to which the Parish may be obligated to provide financial assistance and are presented as a separate column in the government-wide statements and as individual activities in Exhibits 18 and 19.

The Statement of Net Position reported in Exhibit 1 presents information on all the Parish's assets, deferred outflows of resources, liabilities and deferred inflows of resources, with the difference reported as net position. Over time, increases or decreases in net position may serve as useful indicator of whether the financial position of the Parish is improving or deteriorating.



The Statement of Activities reported in Exhibit 2 presents information showing how the government's net position changed during the most recent fiscal year. All changes are reported as soon as the underlying event giving rise to the change occurs, regardless of the timing of the related cash flows. Thus, revenues and expenses are reported in this statement for some items that will only result in cash flows in future fiscal periods. For example, uncollected taxes and earned but unused vacation leave result in cash flows for future periods. The focus of the Statement of Activities is on both the gross and net cost of various activities, which are funded by the government's general tax and other revenues. This is intended to summarize information and simplify the user's analysis of cost of various governmental services and/or subsidy to various business-type activities and component units.

The government wide financial statements distinguish functions of the Parish that are principally supported by taxes and intergovernmental revenues (governmental activities) from other functions that are intended to recover all or a significant portion of their costs through user fees and charges (business-type activities). The governmental activities of the Parish include the financial activities of the General Government, Parish Legislative and Administration Services, Public Works (Government Buildings, Engineering, Centralized Fleet Maintenance, Drainage, Roads and Bridges and Public Transit), Public Safety (City Police, City Fire, Juvenile Detention, Adult Jail and Emergency Preparedness), Finance (Accounting, Customer Service, Information Systems and Purchasing / Warehouse), Parks and Recreation, Planning and Zoning, Risk Management, Human Resources, Housing and Human Services, and Legal. The business-type activities of the Parish include an electric generation and distribution operation, natural gas distribution, a sewerage collection system, sanitation maintenance system and operations of a civic center.

### **Fund Financial Statements**

A fund is a grouping of related accounts that is used to maintain control over resources that have been segregated for specific activities or objectives. Terrebonne Parish Consolidated Government, like other state and local governments, uses fund accounting to ensure and demonstrate compliance with finance-related legal requirements. All the funds of the Parish can be divided into three categories: governmental funds, proprietary funds and fiduciary funds.

**Governmental Funds** are used to account for essentially the same functions reported as governmental activities in the government-wide financial statements. The governmental major fund presentation in Exhibits 3 through 12 is presented on a modified accrual basis. This is the manner in which the financial budget is typically developed. Unlike the government-wide financial statements, governmental fund financial statements focus on near-term outflows of spendable resources, as well as on balances of spendable resources available at the end of the fiscal year. Such information may be useful in evaluating a government's current financing requirements. The Parish has presented the following major funds: General Fund, Public Safety Fund, Grant Fund, Road and Bridge Maintenance Fund, Drainage Maintenance Fund, Terrebonne Levee and Conservation District Fund and the Capital Projects Fund.

All non-major governmental funds are presented in one column, titled Other Governmental Funds. Combining financial statements of the non-major funds can be found in the Combining and Individual Fund Statements and Schedules that follow the basic financial statements.

**Proprietary Funds** report both enterprise and internal service funds on the fund financial statements. Enterprise funds are used to report the same functions presented as business-type activities in the government-wide financial statement. The intent is that costs of goods or services to the general public on a continuing basis be financed primarily through user charges. The Parish uses enterprise funds to account for its Utility System (electric and gas), Sewer System, Sanitation Maintenance Fund and Civic Center operations. The internal service funds are an accounting device used to accumulate and allocate costs internally among the Parish's various functions. The government uses internal service funds to account for the financing of goods or services provided by the Risk Management (self-insurance, group benefits), Human Resources Administration (self-funded employment plan), Centralized Purchasing/Warehouse, Information Systems and Centralized Fleet Maintenance Departments. Because these services predominantly benefit governmental rather than business-type functions, they have been included within the governmental activities section in the government-wide financial statements. Combining statements of the individual internal service funds can be found in the Combining and Individual Fund Statements following the basic financial statements.

***Fiduciary Funds*** are used to account for resources held for the benefit of parties outside the Parish. While these funds represent a trust responsibility, these assets are restricted in purpose and do not represent discretionary assets of the government. Therefore, these assets are not presented as part of the government-wide financial statements. The basic fiduciary fund financial statements can be found on Exhibits 16 and 17.

While the total column on the business-type fund financial statements for enterprise funds (see Exhibit 13 and 14) is the same as the business-type column at the government-wide financial statement, the governmental major funds total column requires a reconciliation because of the different measurement focus which is reflected on the page following each statement (see Exhibits 4 and 6). The flow of current financial resources reflects bond proceeds and interfund transfers as other financial sources as well as capital expenditures and bond principal payments as expenditures. The reconciliation eliminates these transactions and incorporates the capital assets and long-term obligations into the Governmental Activities column in the government-wide statements.

### **Capital Assets**

General capital assets include land, improvements to land, easements, buildings, vehicles, machinery and equipment, infrastructure, and all other tangible assets that are used in operations and that exceed the Parish's capitalization threshold explained in Note 1D, Exhibit 20. The Parish has capitalized all general capital assets. All infrastructure projects completed and acquired since year 1980 have been capitalized.

### **Other Information**

#### ***Notes to the Financial Statements***

The notes provide additional information that is essential to a full understanding of the data provided in the government-wide and fund financial statements. The notes to the financial statements are a required part of the basic financial statements and can be found in Exhibit 20 of this report.

#### ***Required Supplementary Information***

The required supplementary information presented immediately following the notes to financial statements in Exhibit 21 presents the funding progress on the Parish's Other Postemployment Benefit Plan (OPEB) and Police and Firemen's Retirement Trust Funds, presented in Exhibits 22 and 23, respectively. January 1, 2012 was the date of the (OPEB) Plan's fourth actuarial valuation. The latest actuarial valuation for the Firemen's Pension and Relief Fund was December 31, 2012. Because the Board for the Police Pension and Relief Fund believe Parish contributions and investment earnings have fully funded the actuarial liability, the latest actuarial valuation was December 31, 2004.

#### ***Supplementary Information***

The combining statements referred to earlier in connection with the non-major governmental and proprietary funds are presented immediately following the notes to the financial statements. Combining and individual fund statements and schedules include Statements A-1 through E-3 of the report.

Other supplementary financial information can be found in Schedules 1 through 3 of this report. The Statistical Section (Tables 1 through 22) is included for additional information and analysis and does not constitute a part of the audited financial statements.

The Office of Management and Budget Circular A-133 Single Audit auditor reports, findings and schedules are included in a separately issued Single Audit Supplementary Financial Report.

### **Government-Wide Financial Analysis**

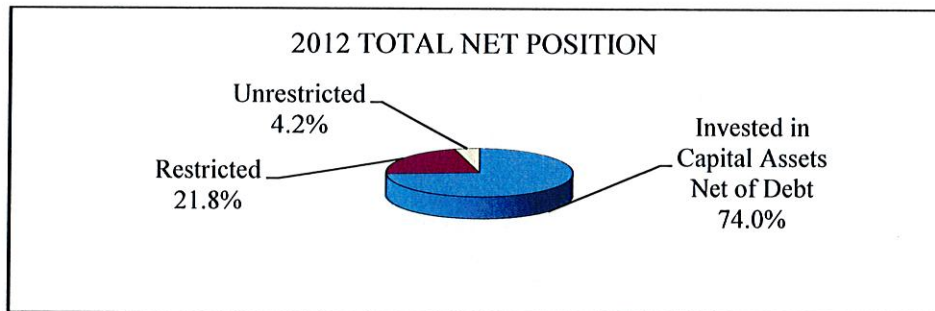
The table on the following page reflects the condensed Statement of Net Position for 2012, with comparative figures from 2011.

Terrebonne Parish Consolidated Government  
Condensed Statements of Net Position  
December 31, 2012 and 2011  
(in millions)

	<u>Governmental Activities</u>		<u>Business-Type Activities</u>		<u>Total</u>	
	<u>2012</u>	<u>2011*</u>	<u>2012</u>	<u>2011*</u>	<u>2012</u>	<u>2011*</u>
<b>Assets:</b>						
Current and Other Assets	\$200.4	\$231.7	\$ 63.4	\$ 58.6	\$263.8	\$290.3
Restricted Assets	0.5	0.2	4.7	2.6	5.2	2.8
Capital Assets	280.6	253.0	141.9	130.9	422.5	383.9
<b>Total Assets</b>	<b>481.5</b>	<b>484.9</b>	<b>210.0</b>	<b>192.1</b>	<b>691.5</b>	<b>677.0</b>
 Deferred Outflows of Resources	 0.2	 0.3			 0.2	 0.3
<b>Liabilities:</b>						
Current Liabilities	30.1	27.3	7.1	7.4	37.2	34.7
Long-Term Liabilities	118.0	121.3	13.3	5.4	131.3	126.7
<b>Total Liabilities</b>	<b>148.1</b>	<b>148.6</b>	<b>20.4</b>	<b>12.8</b>	<b>168.5</b>	<b>161.4</b>
 Deferred Inflows of Resources	 26.5	 27.9	 9.4	 8.7	 35.9	 36.6
<b>Net Position:</b>						
Invested in Capital Assets	227.9	198.1	132.7	129.6	360.6	327.7
Restricted	59.0	64.6	47.0	40.4	106.0	105.0
Unrestricted	20.2	46.0	0.5	0.6	20.7	46.6
<b>Total Net Position</b>	<b>\$307.1</b>	<b>\$308.7</b>	<b>\$180.2</b>	<b>\$170.6</b>	<b>\$487.3</b>	<b>\$479.3</b>

\* Restated for GASB No. 65 implementation.

For more detailed information see Exhibit 1, Statement of Net Position.



Approximately 74.0% of the Parish's total net position as of December 31, 2012, reflects the Parish's investment in capital assets (land, buildings, infrastructure, machinery and equipment net of accumulated depreciation) less any related outstanding debt used to acquire those assets that is still outstanding. The Parish uses these capital assets to provide services to citizens; consequently, these assets are not available for future spending. Another 21.8% of the government's net position is subject to external restrictions as to their use.

The remaining unrestricted net position of 4.2% is available for future use as directed by the Parish President and Parish Council to meet ongoing obligations of the government to citizens and creditors.

The table below provides a summary of the changes in net position for the year ended December 31, 2012, with comparative figures from 2011:

Terrebonne Parish Consolidated Government  
Condensed Statements of Changes in Net Position  
For the Years Ended December 31, 2012 and 2011  
(in millions)

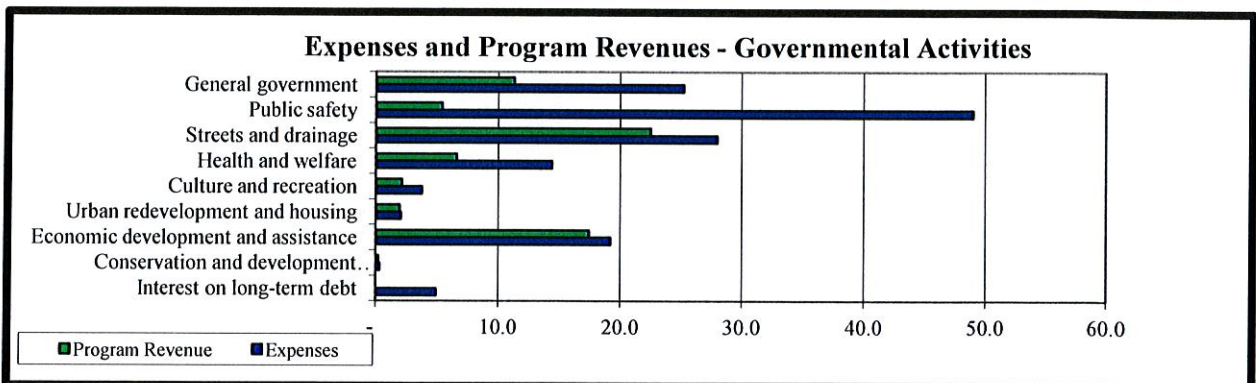
	Governmental Activities		Business-Type Activities		Total	
	<u>2012</u>	<u>2011*</u>	<u>2012</u>	<u>2011*</u>	<u>2012</u>	<u>2011*</u>
<b>Revenues:</b>						
Program Revenue:						
Charges for Services	\$ 12.4	\$ 13.4	\$ 54.6	\$ 58.5	\$ 67.0	\$ 71.9
Operating Grants and Contributions	32.9	39.9	1.3	0.5	34.2	40.4
Capital Grants and Contributions	22.0	15.7	0.8	1.3	22.8	17.0
General Revenues:						
Property Taxes	28.0	24.3	9.8	8.3	37.8	32.6
Sales Taxes	39.6	37.2			39.6	37.2
Other Taxes	1.5	1.3	0.3	0.3	1.8	1.6
Grants and Contributions Not						
Restricted to Specific Programs	8.7	9.9			8.7	9.9
Other	1.5	1.3	0.3	0.3	1.8	1.6
Total Revenues	<u>146.6</u>	<u>143.0</u>	<u>67.1</u>	<u>69.2</u>	<u>213.7</u>	<u>212.2</u>
<b>Expenses:</b>						
General Government	25.2	24.6			25.2	24.6
Public Safety	49.0	48.0			49.0	48.0
Streets and drainage	28.0	29.7			28.0	29.7
Health and Welfare	14.5	13.0			14.5	13.0
Culture and Recreation	3.6	2.6			3.6	2.6
Urban Redevelopment and Housing	2.0	2.9			2.0	2.9
Economic Development and Assistance	19.2	12.4			19.2	12.4
Conservation and Development	0.3	0.3			0.3	0.3
Interest on Long-Term Debt	4.9	4.8			4.9	4.8
Electric & Gas			35.1	39.5	35.1	39.5
Sewerage			8.5	8.2	8.5	8.2
Sanitation			13.3	12.5	13.3	12.5
Civic Center			2.2	2.2	2.2	2.2
Total Expenses	<u>146.7</u>	<u>138.3</u>	<u>59.1</u>	<u>62.4</u>	<u>205.8</u>	<u>200.7</u>
Increase in Net Position Before Transfers	(0.1)	4.7	8.0	6.8	7.9	11.5
Transfers	<u>(1.5)</u>	<u>(0.3)</u>	<u>1.5</u>	<u>0.3</u>	<u>-</u>	<u>-</u>
Increase (Decrease) in Net Position	(1.6)	4.4	9.5	7.1	7.9	11.5
Net Position, January 1	308.7	304.3	170.6	163.5	479.3	467.8
Net Position, December 31	<u>\$ 307.1</u>	<u>\$ 308.7</u>	<u>\$ 180.1</u>	<u>\$ 170.6</u>	<u>\$ 487.2</u>	<u>\$ 479.3</u>

\* Restated for GASB No. 65 implementation.

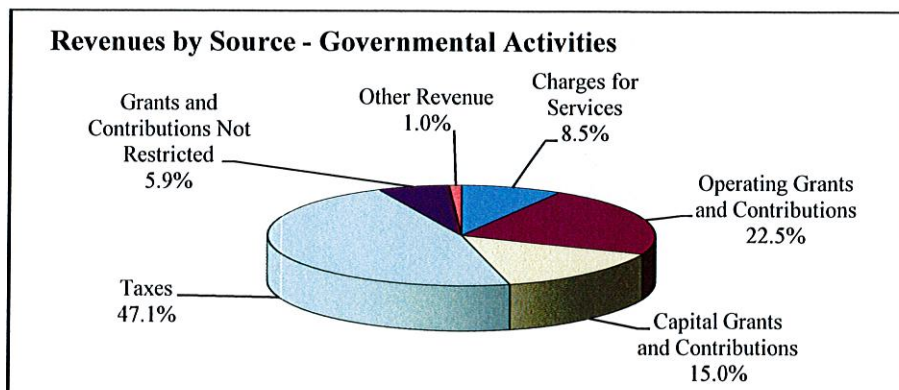
The government's net position increased by \$7.9 million during the current fiscal year.

*Governmental Activities* net position decreased \$1.6 million in 2012, a decrease of \$6.0 from 2011, primarily due to:

1. A net increase in total revenues collected of \$3.6 million, represented largely by a change in the following areas:
  - Charges for services, decrease of \$1.0 million
  - Grants and contributions, decrease of \$8.2 million
  - Capital grants and contributions, increase of \$6.3 million
  - Property Taxes, increase \$3.7 million
  - Sales Taxes, increase \$2.4 million, and a
2. Net increase in expenses of \$8.4 million, the majority represented by changes in the following:
  - Public Safety, \$1.0 million net increase. The City Police and Fire have had substantial increases in retirement costs and grant programs for specialized public safety prevention.
  - Streets and Drainage, \$1.7 million decrease in non-recurring drainage activity from 2011 preparations made for a major Mississippi Flood Event.
  - Health and Welfare, \$1.5 million increase. In 2012, the Parish of Terrebonne partnered with the our neighboring Lafourche Parish Government and the local Terrebonne General Medical Center to provide \$2.0 million of non-recurring assistance to the State of Louisiana's Chabert's Charity Hospital until such time Oschner's Hospital could take over its operations in mid 2013.
  - Economic Development and Assistance, \$6.8 million net increase from a pass-through grant to the Port for major expansions offset by a reduction in the parish severe repetitive programs.
  - Culture and Recreation, \$1.0 increase from a three year tourism grant through the State of Louisiana Recovery Program.



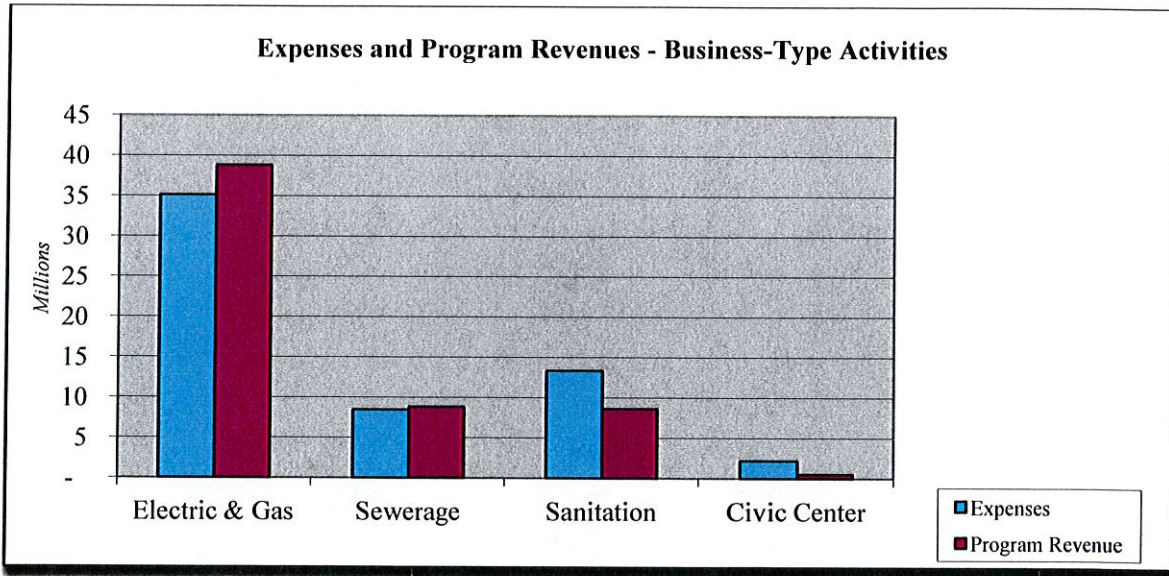
As shown below, 47.1% of the revenues generated by Governmental Activities are taxes, made up primarily of property and sales taxes. Grants represent 43.4% of the total revenue source for Governmental Activities.



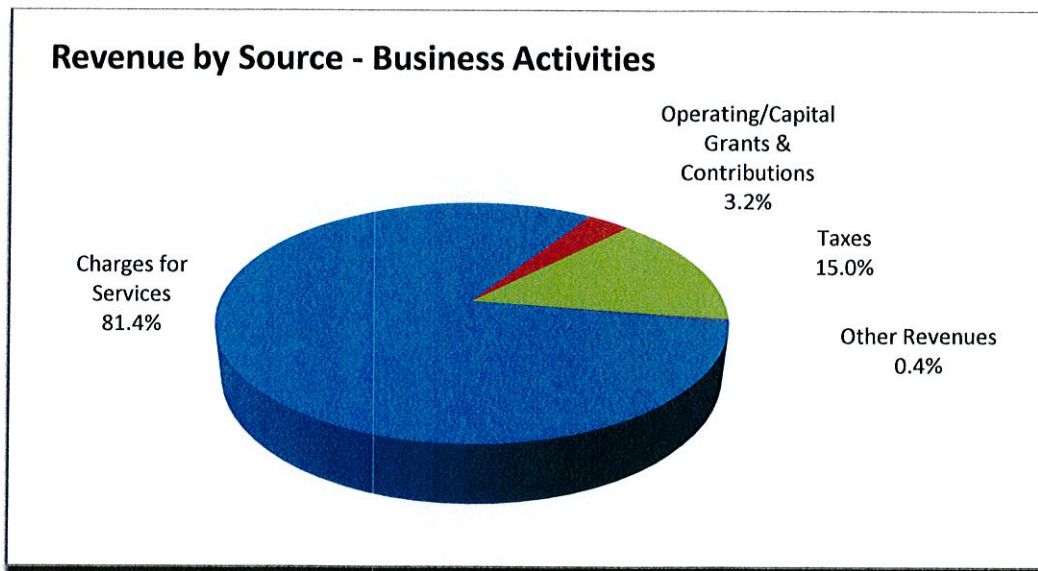
*Business-Type Activities* net position increased by approximately \$9.5 million in 2012, compared to \$7.1 million as restated for 2011. The primary reasons for the increase in net position were as follows:

- Utilities Fund, \$1.6 million increase in net position, compared to \$1.9 million increase in 2011.
- Sewerage Fund, \$3.0 million increase in net position, compared to \$2.6 million increase as the restated.
- Sanitation Fund, \$5.6 million increase in net position, compared to \$3.1 million. The significant difference related to additional property taxes collected from growth and reappraisals in 2012; and a decrease in operational expenses.

The following graph compares program income to the operating expenses of each activity. See Exhibit 2 for a detail of the activity.



The chart below breaks down the business activities revenue by source:



## Financial Analysis of the Government's Funds

*Governmental Funds:* The focus of the Parish's governmental funds is to provide information on near-term inflows, outflows, and balances of spendable resources. Such information is useful in assessing the Parish's financing requirement. In particular, unreserved fund balance may serve as a useful measure of a government's net resources available for spending at the end of the fiscal year.

The combined fund balances of the Parish's governmental funds at December 31, 2012 was \$135.2 million as compared to \$166.3 million at January 1, 2012, a decrease of \$31.1 million. Approximately 50.7% of total fund balance represents restricted amounts that can be spent only for specific purposes; 3.6 % is committed; 40.4% is assigned; and 5.3% is unassigned. Each of these classifications is defined in Note 1D, Exhibit 20.

The General Fund is the chief operating fund of the Parish, with a \$14.4 million fund balance at the end of 2012 compared to \$20.2 million in 2011. The net decrease of \$5.8 million is substantially due to excess sales taxes and state mineral royalties not anticipated in 2011, used in 2012. Approximately 14.9% of the fund balance total represents restricted amounts that can be spent only for specific purposes; 4.6% is committed ; 30.5% is assigned; 50.0% is unassigned; and .1% is in a nonspendable form.

Major funds represented by the Public Safety Fund (Police and Fire within the city limits of Houma), Grant Fund, Road and Bridge Maintenance Fund, Drainage Maintenance Fund, Terrebonne Levee District Fund and Capital Projects Fund had a combined net decrease in their fund balances of \$27.8 million. The significant increases or decreases are as follows: Road and Bridge and Drainage Funds had several major projects on going and completed at year end which reduced funds carried forward from prior years; Terrebonne Levee & Conservation District Fund had significant expenditures to the Terrebonne Levee and Conservation District for major long-term projects; and the Capital Projects Fund is for multi-year projects, which results in fluctuating fund balances depending on the stages of construction in progress.

*Proprietary Funds:* The Parish's proprietary funds provide the same type of information found in the government-wide financial statements, but in more detail.

Unrestricted net position of the Utilities Fund at December 31, 2012, reflected \$28.3 million. This fund is used to account for electricity and gas services to certain areas of the Parish. This fund is self-supporting from charges for service revenues. This fund encompasses all operations associated with electric generation and distribution and gas distribution. Investment in capital assets of the Utility Fund, at the end of the current fiscal year totaled \$46.0 million.

The Sewerage Fund of the Parish had unrestricted net position of \$4.6 million at December 31, 2012. This fund encompasses all assets associated with sewerage operations, maintenance, and capital improvements held by the Parish. Investment in capital assets of the Sewerage Fund at the end of the current fiscal year totaled \$62.8 million.

The Sanitation Maintenance Fund had unrestricted net position of \$12.6 million. The investment in capital assets at the end of current fiscal year totaled \$10.8 million. The revenues include user fees supplemented by an ad valorem tax. The increase in net position includes \$1.5 million for future repayment of limited liability bonds for major liquid waste projects in 2013. The largest increase in the net position related to additional property tax collections during a reappraisal year.

The Civic Center Fund had \$13.1 million of net assets invested in capital assets and \$.5 million unrestricted net assets. A general fund supplement of \$.9 million in 2012 was required for the operations and maintenance of the facility in addition to the revenues generated by sales and service charges.

### General Fund Budgetary Highlights

The difference between the original General Fund budget and the final amended budget was \$1.0 million revenue increase; \$4.2 million expenditure increase; an increase of \$2.8 million transfers out to other funds.

During the year, budget amendments to revenues were prepared to account for receipt of Federal and State grants totaling \$1.0 million.

Material differences between actual results and final budgeted amounts in the general fund were primarily related to the following:

- Multi-year state and federal grant programs were not completed at the end of the calendar year, which reflected large differences in both the intergovernmental revenues and related expenditures in the Planning Department.
- Sales tax revenues in excess of the budget, \$1.2 million resulted in a wind-fall of collections continuing in 2012 following the BP Oil Spill in 2010, when thousands of contractors were stationed in our Parish during critical months. In addition, projects initiated to protect the Parish from the 2011 Mississippi Flood; large on-going construction projects from the \$133 million CDBG Recover Grant (Hurricanes Gustave and Ike); and \$66.0 million in bond financed projects have injected economic development growth in excess of projections. Due to the non-recurring nature of these variables, the parish administration waited until the actual sales taxes could be determined and used them in the 2013 Budget.

### **Capital Asset and Debt Administration**

**Capital Assets:** The Terrebonne Parish Consolidated Government's investment in capital assets for its governmental and business type activities as of December 31, 2012, amounts to \$422.5 million (net of accumulated depreciation). This investment in capital assets includes land, buildings and system improvements, machinery and equipment, gas and electric utility systems, civic center, landfill, sewer system facilities, roads, highways, bridges, and drainage systems. consisting of street and drainage projects accepted into the Parish maintenance during years 1980 through 2001. The net increase in the Parish's investment in capital assets for the current fiscal year was \$38.5 million as compared to the beginning net assets. There was a 10.9% net increase for governmental activities capital assets and 8.3% net increase for business-type activities capital assets.

Major capital asset events during the current fiscal year included the following completed projects:

- SCADA Drainage Pump Station (infrastructure), \$1.1 million
- Westside Boulevard Extension to MLK (infrastructure), \$3.7 million
- Thompson Road Levee/Drainage (infrastructure), \$9.0 million
- Government Tower Air Handler System, (mechanical equipment), \$1.0 million
- Savanne Road Drainage (infrastructure), \$.8 million
- Valhi Road Extension (infrastructure), \$6.2 million
- Turning Lanes/Stimulus Project (infrastructure), \$1.2 million
- Operation Boat Launches (infrastructure), \$1.0 million
- Downtown Parking (infrastructure), \$1.0 million

In addition, the capitalization of major projects still in progress during the current fiscal year included the following:

- Drainage Pump Station Fuel Containment (infrastructure), Phase II, \$1.9 million
- Concord Road Levee (infrastructure), \$1.5 million
- Parish Maintained Levee Improvements (infrastructure), \$.7 million
- Hollywood Road Widening South (infrastructure), \$5.9 million
- Country Drive Widening (infrastructure), \$2.0 million
- Systems Channels Project 1-1B Forced Drainage, Various Phases (infrastructure), \$2.3 million
- Susie Canal & Suzie Canal Extension (infrastructure), \$.5 million
- Bayou Gardens Extension / Wetlands (infrastructure), \$1.6 million
- Parish Sports Park Complex, \$2.1 million
- Buquet St. Drainage, \$.9 million
- Ward 7 Levee Elevation, \$.9 million
- Ashland Drainage Project, \$4.4 million
- Summerfield Pump Station, \$2.9 million
- Baroid Bayou LaCarpe Drainage System, \$2.7 million
- Automatic Bar Screen HMGP, \$2.6 million
- Valhi Road to Savanne Extension, \$3.7 million



Terrebonne Parish Consolidated Government  
Capital Assets  
(Net of Depreciation)  
December 31, 2012 and 2011  
(in millions)

	Governmental Activities		Business-Type Activities		Total	
	2012	2011	2012	2011	2012	2011
Land	\$ 5.0	\$ 4.1	\$ 3.6	\$ 3.6	\$ 8.6	\$ 7.7
Buildings	28.3	28.5			28.3	28.5
Infrastructure	185.9	166.6			185.9	166.6
Machinery and equipment	21.0	21.1	2.4	2.5	23.4	23.6
Electric system and buildings			29.7	29.7	29.7	29.7
Gas distributions system and buildings			15.4	14.7	15.4	14.7
Sewer system and buildings			57.2	55.5	57.2	55.5
Landfill buildings and improvements			6.3	6.5	6.3	6.5
Civic Center buildings and equipment			11.9	12.3	11.9	12.3
Construction in progress	40.4	32.7	15.4	6.2	55.8	38.9
<b>Total</b>	<b>\$ 280.6</b>	<b>\$ 253.0</b>	<b>\$ 141.9</b>	<b>\$ 131.0</b>	<b>\$ 422.5</b>	<b>\$ 384.0</b>

Additional information on the Parish's capital assets can be found in Note 8, Exhibit 20 of this report.

**Long-term Debt:** At the end of the current fiscal year, the Parish had total bonded debt outstanding of \$114.1 million compared to the prior year of \$111.3 million, which is reflected below.

Terrebonne Parish Consolidated Government  
Summary of Outstanding Debt at Year-end  
December 31, 2012 and 2011  
(in millions)

	Governmental Activities:		Business-type Activities		Total Outstanding	
	2012	2011	2012	2011	2012	2011
Public Improvement	\$ 86.5	\$ 90.2			\$ 86.5	\$ 90.2
General Obligation	18.4	19.8			18.4	19.8
Revenue Bonds			\$ 9.2	\$ 1.3	9.2	1.3
<b>Total Outstanding</b>	<b>\$ 104.9</b>	<b>\$ 110.0</b>	<b>\$ 9.2</b>	<b>\$ 1.3</b>	<b>\$ 114.1</b>	<b>\$ 111.3</b>

During 2011, the Parish issued public improvement bonds funded by the net collections of sales and use taxes levied by the Parish. New bonds cannot be issued if the highest future year's principal and interest payment will exceed 75% of the anticipated revenues of the tax securing the bonds for the year the bonds are sold. Debt service due within one year for Public Improvement Bonds is \$3.9 million, which is 33.3% of the budgeted 2013 Capital Improvement Sales Tax and Morganza to the Gulf Hurricane Protection Sales Tax revenues.

The Parish's general obligation bond debt may not exceed 10% of the assessed value of all property of the Parish for any one purpose. These bonds are secured by unlimited ad valorem taxation. The assessed value of the Parish for 2012 was \$989.8 million, making the debt limit for 2012 at \$99.0 million. The Parish has issued and outstanding five general obligation bond issues totaling \$18.4 million, which is within 18.6% of the debt limit.

Additional information on the Parish's long-term debt can be found in Note 10, Exhibit 20 of this report.

As of December 31, 2012, the Parish bonds are rated by major rating services as follows:

	Underlying Ratings		Insured
	Standard and Poor's	Fitch Ratings	Standard and Poor's
<b>Public Improvement Bonds:</b>			
Series ST-1998A	AA-	AA-	AA-
Sewer Refunding Bonds, Series ST-1998B	AA-	AA-	AA-
Series ST-2000	AA-	AA-	AA-
Refunding Bonds, Series ST-2003	AA-	AA-	AA-
Series ST-2005	AA-	AA-	AA-
Series ST-2008	AA-	AA-	AA-
Series ST-2009	AA-	AA-	AA-
Series ST-2011, Morganza Levee	AA-		AA-
Series ST-2011	AA-		AA-
<b>General Obligation:</b>			
Refunding Bonds, Series 2003	AA-	AA-	AA-
Series 2005, Drainage/Paving	AA-	AA-	AA-
Refunding Bonds, Series 2005	AA-	AA-	AA-
Series 2007, Drainage/Paving	AA-	AA-	AA-
Series 2008, Drainage/Paving/Sewerage	AA-	AA-	AA-

### Economic Factors and Next Year's Budget and Rates

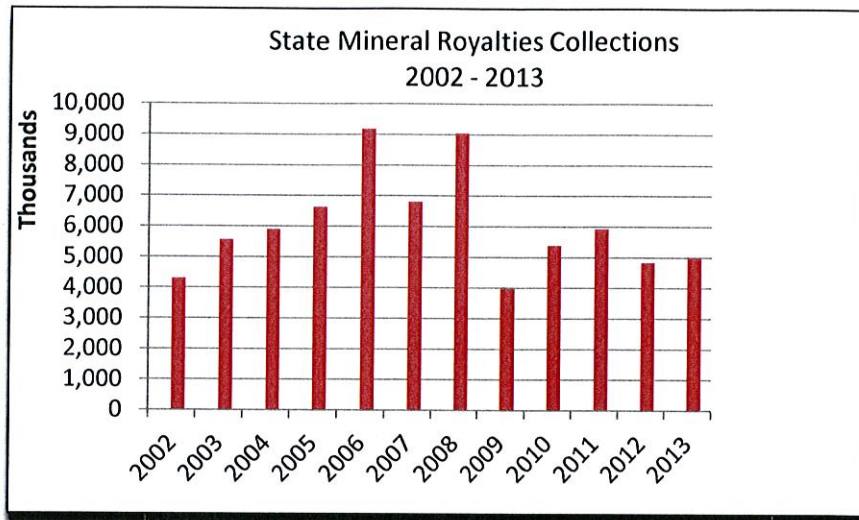
**Sales Taxes:** On April 20, 2010, the Deepwater Horizon Drilling Rig owned by British Petroleum exploded off the coast of Louisiana, triggering the largest spill in history ("BP Spill"). Although still too early to predict the future impact on our sales tax and state mineral royalties, the Parish continues to monitor the monthly collections for signs of a downward trend. For the 2013 Budget, the Parish increased expected sales tax revenues by 5% over the prior year budget and will use any 2013 excesses in the 2014 Budget after the assurance of their collections.

**State Mineral Royalties:** It has been the practice of Terrebonne Parish to use a portion of State Mineral Royalties for recurring operations and excess funds from non-recurring or special projects. The collections depend on the price of oil, production volume and the number of wells, which have all been heavily influenced by various hurricanes, oil spills and government regulations. The revenues for 2012 reflected a 18.6% drop, or \$1.1 million under 2011. Over the last ten years, the Parish has collected as high as \$9.18 million and as low as \$3.97 million. With this in mind, the Parish has cautiously budgeted \$5.0 million for 2013 and continues to monitor the current oil and gas market.

On the following page is a past history of the State Mineral Royalty collections and estimates for 2013. Any royalties received in excess of \$5.0 million in 2013 will be budgeted after an assurance of their collection and used in the 2014 Budget Year.

**State Mineral Royalties**

Year	Collections
2002	\$ 4,308,077
2003	5,573,056
2004	5,907,425
2005	6,632,181
2006	9,184,432
2007	6,812,116
2008	9,055,810
2009	3,973,217
2010	5,389,015
2011	5,940,899
2012	4,835,883
2013	5,000,000



**General property taxes** are expected to continue the modest growth experienced in the last several years. In 2013 the Parish estimated the Parish wide collections to be 5% higher than 2012. The special districts vary in growth depending on the area. The total collections for 2013 were estimated to be \$34.5 million.

Property is reassessed every four years, with 2012 the most recent year of reassessment. The next regular scheduled reassessment is for the year 2016. Property subject to taxation is assessed as a percentage of its fair market value. Residential properties and all land are assessed at 10%, other property and electric cooperative properties, excluding land, are assessed at 15%, and public service properties, excluding land, are assessed at 25% of fair market value. The assessor completes the current year tax roll after the budget is submitted to the Council for approval with adjustments other than nominal made during the year.

**Video Poker Proceeds:** Video Poker revenue began in 1993 and has steadily grown from the first year collections of \$332,000 to the collections in 2012 of \$2.4 million. Based on the assumption this revenue being difficult to predict, we have budgeted \$2.4 million for 2013 and will continue to watch the monthly collections. Excess collections will be budgeted after assurance of collections and used in 2014 Budget Year.

**Labor:** The 2012 unemployment rate for Terrebonne Parish averaged 4.8% compared to 5.4% in 2011.

### Requests for Information

This financial report is designed to provide a general overview of the Terrebonne Parish Consolidated Government's finances for all those with an interest in the government's finances. Questions concerning any of the information provided in this report or requests for additional financial information should be addressed to the Finance Department, Chief Financial Officer, P. O. Box 2768, Houma, La. 70361. General information relating to the Parish can be found at the Parish website, [www.tpcg.org](http://www.tpcg.org).



## **BASIC FINANCIAL STATEMENTS**



**STATEMENT OF NET POSITION****Terrebonne Parish Consolidated Government**

December 31, 2012

ASSETS	Primary Government			Component Units
	Governmental Activities	Business-type Activities	Total	
Cash and cash equivalents	\$ 31,713,817	\$ 22,327,923	\$ 54,041,740	\$ 65,908,446
Investments	102,986,377	15,323,727	118,310,104	188,332,107
Receivables	7,654,372	6,359,123	14,013,495	36,471,937
Internal balances	(5,781,608)	5,781,608	-	
Due from other governments	60,533,456	11,495,422	72,028,878	32,283,980
Due from component units	3,787		3,787	153,969
Inventories	1,857,592	22,176	1,879,768	4,368,965
Other assets	1,411,028	1,257,490	2,668,518	12,763,303
Restricted assets:				
Cash and cash equivalents	501,726	1,749,115	2,250,841	13,604,837
Investments		1,039,920	1,039,920	
Receivables		7,132	7,132	
Due from other governments		1,898,332	1,898,332	
Investment in joint venture		810,580	810,580	
Capital assets:				
Non-depreciable	45,396,351	18,920,368	64,316,719	66,896,176
Depreciable, net	235,210,235	122,954,124	358,164,359	522,890,154
<b>Total assets</b>	<b>481,487,133</b>	<b>209,947,040</b>	<b>691,434,173</b>	<b>943,673,874</b>
<b>Deferred Outflows of Resources</b>	<b>191,544</b>		<b>191,544</b>	<b>382,864</b>
<b>LIABILITIES</b>				
Accounts payable and other current liabilities	25,898,463	4,647,828	30,546,291	38,576,249
Accrued interest payable	1,376,112		1,376,112	
Due to other governments	1,119,170	96,002	1,215,172	2,174,375
Due to component units	153,969		153,969	3,787
Grant Advancement	1,532,927		1,532,927	
Liabilities payable from restricted assets	92,917	2,387,913	2,480,830	
Non-current liabilities:				
Due within one year	6,457,079	1,230,460	7,687,539	5,946,469
Due in more than one year	111,476,686	12,062,048	123,538,734	100,218,058
<b>Total liabilities</b>	<b>148,107,323</b>	<b>20,424,251</b>	<b>168,531,574</b>	<b>146,918,938</b>
<b>Deferred Inflows of Resources</b>	<b>26,485,926</b>	<b>9,364,622</b>	<b>35,850,548</b>	<b>25,301,367</b>
<b>NET POSITION</b>				
Invested in capital assets, net of related debt	227,942,443	132,663,197	360,605,640	487,010,366
Restricted for:				
General government	264,702		264,702	
Streets and drainage	11,927,894		11,927,894	
Capital projects	23,253,921		23,253,921	24,632,203
Debt service	15,838,844	1,534,573	17,373,417	8,643,191
Health and welfare	4,352,354		4,352,354	
Economic development and assistance	753,047		753,047	
Urban redevelopment and assistance	2,464,942		2,464,942	
Utilities		28,313,730	28,313,730	
Sewerage		4,627,414	4,627,414	
Sanitation		12,551,773	12,551,773	
Other purposes				9,464,629
Unrestricted	20,287,281	467,480	20,754,761	242,086,044
<b>Total net position</b>	<b>\$ 307,085,428</b>	<b>\$ 180,158,167</b>	<b>\$ 487,243,595</b>	<b>\$ 771,836,433</b>

**STATEMENT OF ACTIVITIES**

**Terrebonne Parish Consolidated Government**

For the year ended December 31, 2012

	Expenses	Charges for Services	Program Revenue	
			Operating Grants and Contributions	Capital Grants and Contributions
<b>Primary Government:</b>				
Governmental activities:				
General government	\$ 25,241,244	\$ 10,099,187	\$ 712,403	\$ 487,795
Public safety	49,019,745	2,161,367	3,101,821	138,155
Streets and drainage	27,982,942	56,545	2,452,731	19,979,957
Health and welfare	14,439,856		6,353,865	251,948
Culture and recreation	3,640,893	100,927	971,253	1,001,313
Education	76,462			
Urban redevelopment and housing	1,955,779		1,858,859	
Economic development and assistance	19,209,346		17,433,395	
Conservation and development	286,262			171,096
Interest on long-term debt	4,858,999			
<b>Total governmental activities</b>	<b>146,711,528</b>	<b>12,418,026</b>	<b>32,884,327</b>	<b>22,030,264</b>
Business-type activities:				
Electric & Gas	35,117,160	38,607,061	189,167	
Sewerage	8,477,688	7,825,056	165,183	850,605
Sanitation	13,352,149	7,668,876	971,677	
Civic Center	2,186,508	515,516	3,494	
<b>Total business-type activities</b>	<b>59,133,505</b>	<b>54,616,509</b>	<b>1,329,521</b>	<b>850,605</b>
<b>Total primary government</b>	<b>\$ 205,845,033</b>	<b>\$ 67,034,535</b>	<b>\$ 34,213,848</b>	<b>\$ 22,880,869</b>
<b>Component Units:</b>				
General government	\$ 3,087,388	\$ 1,141,560	\$ 180,432	
Judicial services	12,499,353	7,944,018	3,640,850	
Public safety	23,272,006	1,721,889	3,399,151	\$ 57,070,078
Health and welfare services	184,026,253	178,347,160	1,341,502	467,107
Culture and recreation	11,840,364	668,651	331,230	
Economic development and assistance	7,379,234	673,491	2,454,009	23,720,188
Utilities	14,192,951	15,454,931		721,426
<b>Total component units</b>	<b>\$ 256,297,549</b>	<b>\$ 205,951,700</b>	<b>\$ 11,347,174</b>	<b>\$ 81,978,799</b>

General revenues:  
Taxes:  
Property  
Sales and use  
Franchise  
Occupancy  
Grants and contributions not restricted to specific programs  
Unrestricted investment earnings  
Miscellaneous  
Transfers

Total general revenues and transfers

Change in net position

Net position - beginning, as restated

Net position - ending

See notes to financial statements.

\* As restated



Net (Expense) Revenue and Changes in Net Position			
Governmental Activities	Primary Government		Component Units
	Business-type Activities	Total	
\$ (13,941,859)		\$ (13,941,859)	
(43,618,402)		(43,618,402)	
(5,493,709)		(5,493,709)	
(7,834,043)		(7,834,043)	
(1,567,400)		(1,567,400)	
(76,462)		(76,462)	
(96,920)		(96,920)	
(1,775,951)		(1,775,951)	
(115,166)		(115,166)	
(4,858,999)		(4,858,999)	
<u>(79,378,911)</u>		<u>(79,378,911)</u>	
	\$ 3,679,068	3,679,068	
	363,156	363,156	
	(4,711,596)	(4,711,596)	
	<u>(1,667,498)</u>	<u>(1,667,498)</u>	
	<u>(2,336,870)</u>	<u>(2,336,870)</u>	
<u>(79,378,911)</u>	<u>(2,336,870)</u>	<u>(81,715,781)</u>	
			\$ (1,765,396)
			(914,485)
			38,919,112
			(3,870,484)
			(10,840,483)
			19,468,454
			<u>1,983,406</u>
			<u>42,980,124</u>
28,016,809	9,811,534	37,828,343	29,924,051
39,558,954		39,558,954	5,932,911
1,438,450		1,438,450	
	296,071	296,071	1,563,218
8,681,247		8,681,247	4,284,488
351,937	295,233	647,170	8,358,052
1,182,240		1,182,240	1,148,927
(1,484,494)	1,484,494	-	
<u>77,745,143</u>	<u>11,887,332</u>	<u>89,632,475</u>	<u>51,211,647</u>
(1,633,768)	9,550,462	7,916,694	94,191,771
<u>308,719,196 *</u>	<u>170,607,705 *</u>	<u>479,326,901</u>	<u>677,644,662 *</u>
<u>\$ 307,085,428</u>	<u>\$ 180,158,167</u>	<u>\$ 487,243,595</u>	<u>\$ 771,836,433</u>

**BALANCE SHEET**  
**GOVERNMENTAL FUNDS**

Terrebonne Parish Consolidated Government

December 31, 2012

	General Fund	Public Safety Fund	Grant Fund	Road and Bridge Maintenance Fund
<b>Assets</b>				
Cash and cash equivalents	\$ 13,609,071	\$ 73,699	\$ 2,716,500	\$ 94,154
Investments	8,775,122	2,637,550	1,019,301	1,757,575
Receivable (net, where applicable of allowances for uncollectibles):				
Taxes	197,443	486,483		
Accounts	522,859	9,411	132,092	1,030
Other	113		383	
Economic loans			2,541,444	
Due from other funds	26,331,664		1,708,194	231,759
Due from other governmental units	7,171,723	5,168,865	14,841,982	1,234,783
Due from component units	3,787			
Other assets	3,420		650	40
Restricted assets:				
Cash and cash equivalents	71,143		430,583	
Total assets	\$ 56,686,345	\$ 8,376,008	\$ 23,391,129	\$ 3,319,341
<b>Liabilities</b>				
Accounts payable and accrued expenditures	\$ 1,595,404	\$ 237,857	\$ 2,242,108	\$ 316,491
Liability for work completed on contracts	14,109		5,101	
Grant advancements			4,073,381	
Due to other funds	37,481,590	442,456	12,433,055	371,837
Due to other governmental units	597,641	4,095	205,036	604
Due to component units	153,969			
Payable from restricted assets:				
Tenents' escrow accounts			92,917	
Total liabilities	39,842,713	684,408	19,051,598	688,932
<b>Deferred Inflows of Resources</b>	2,417,371	4,052,072		
<b>Fund Balances</b>				
Nonspendable:				
Long-term receivables	9,403			
Restricted for:				
Dedicated emergency	2,075,839			
Broadmoor trees	71,143			
Grants			2,764,154	
Capital projects				
Drainage				
Levee and conservation				
Debt service				
Other special purposes				
Committed for:				
Capital projects	660,675			
Other special purposes				
Assigned for:				
Subsequent year's expenditures	2,600,340			
Parish prisoners	459,229			
City marshal	239,185			
Coastal restoration	1,096,937			
Public safety		3,639,528		
Capital projects				
Grants			1,575,377	
Road and bridge				2,630,409
Drainage				
Other special purposes				
Unassigned	7,213,510			
Total fund balances	14,426,261	3,639,528	4,339,531	2,630,409
Total liabilities, deferred inflows and fund balances	\$ 56,686,345	\$ 8,376,008	\$ 23,391,129	\$ 3,319,341

See notes to financial statements.

Drainage Maintenance Fund	Terrebonne Levee & Conservation District Fund	Capital Projects Fund	Other Governmental Funds	Total Governmental Funds
\$ 941,811 4,700,739	\$ 8,269,765 13,023,015	\$ 259,905 48,761,467	\$ 1,450,596 21,142,952	\$ 27,415,501 101,817,721
539,506 6,961			1,091,947 24,125 135,514	2,315,379 696,478 136,010 2,541,444
159,119 7,597,779	417,132 1,074,458	8,166,056 9,145,869	4,656,727 14,032,927	41,670,651 60,268,386 3,787 4,110
				501,726
<u>\$ 13,945,915</u>	<u>\$ 22,784,370</u>	<u>\$ 66,333,297</u>	<u>\$ 42,534,788</u>	<u>\$ 237,371,193</u>
\$ 251,149	\$ 2,992,968	\$ 1,597,678 3,167,411 990	\$ 346,670 5,000	\$ 9,580,325 3,191,621 4,074,371
672,680 340		4,699,466 54,742	1,423,389 252,433	57,524,473 1,114,891 153,969
				92,917
<u>924,169</u>	<u>2,992,968</u>	<u>9,520,287</u>	<u>2,027,492</u>	<u>75,732,567</u>
<u>6,106,636</u>			<u>13,909,847</u>	<u>26,485,926</u>
				9,403
				2,075,839 71,143 2,764,154 16,441,140 1,565,023 19,791,402 14,469,540 11,307,507
1,565,023	19,791,402	16,441,140	14,469,540 11,307,507	19,791,402 14,469,540 11,307,507
		3,858,206	317,774	4,518,881 317,774
			61,715	2,662,055 459,229 239,185 1,096,937 3,639,528 36,513,664 1,575,377 2,630,409 5,350,087 440,913
5,350,087		36,513,664	440,913	7,213,510
<u>6,915,110</u>	<u>19,791,402</u>	<u>56,813,010</u>	<u>26,597,449</u>	<u>135,152,700</u>
<u>\$ 13,945,915</u>	<u>\$ 22,784,370</u>	<u>\$ 66,333,297</u>	<u>\$ 42,534,788</u>	<u>\$ 237,371,193</u>

**RECONCILIATION OF THE GOVERNMENTAL FUNDS BALANCE SHEET  
TO THE STATEMENT OF NET POSITION**

**Terrebonne Parish Consolidated Government**

December 31, 2012

<b>Fund Balances - Governmental Funds</b>		<b>\$ 135,152,700</b>
Amounts reported for governmental activities in the statement of net position are different because:		
Capital assets used in governmental activities are not financial resources and, therefore, are not reported in the governmental funds.		
Governmental capital assets	\$ 397,719,973	
Accumulated depreciation	<u>(117,613,135)</u>	280,106,838
Other assets used in governmental activities are not financial resources and, therefore, are not reported in governmental funds.		
Deferred bond premium	(74,155)	
Accrued interest receivable	165,147	
Net pension asset	<u>589,082</u>	680,074
Unearned revenues represent future collections of revolving loan fund receivables that will be accounted for as increases in net position in the government-wide financial statements.		
		2,541,444
Long-term liabilities, including bonds payable, are not due and payable in the current period and therefore are not reported in the governmental funds.		
Compensated absences payable	(1,058,981)	
Bonds payable	(104,935,000)	
Other postemployment benefit obligations	(10,233,734)	
Accrued interest payable	<u>(1,376,112)</u>	(117,603,827)
Internal service funds are used by management to charge the costs of certain activities, such as insurance and purchasing functions, to individual funds. The assets and liabilities of certain internal service funds are included in governmental activities in the statement of net position.		
		<u>6,208,199</u>
<b>Net Position of Governmental Activities</b>		<b><u>\$ 307,085,428</u></b>

See notes to financial statements.



**STATEMENT OF REVENUES, EXPENDITURES AND CHANGES IN FUND BALANCES**  
**GOVERNMENTAL FUNDS**

**Terrebonne Parish Consolidated Government**

For the year ended December 31, 2012

	General Fund	Public Safety Fund	Grant Fund	Road and Bridge Maintenance Fund
<b>Revenues</b>				
Taxes	\$ 11,890,765	\$ 11,687,054		\$ 5,932,911
Licenses and permits	2,753,058	1,118,682		
Intergovernmental	10,027,932	1,363,211	\$ 26,599,812	281,661
Charges for services	451,747		190,730	
Fines and forfeitures	525,605	108,607		
Miscellaneous	744,076	403,786	1,603,834	37,641
	<hr/>	<hr/>	<hr/>	<hr/>
Total revenues	26,393,183	14,681,340	28,394,376	6,252,213
<b>Expenditures</b>				
Current:				
General government	12,691,308	502,276		
Public safety	4,655,752	15,155,175	2,183,835	
Streets and drainage	114,569			6,940,196
Health and welfare	948,922		6,259,744	
Culture and recreation	607,940		920,128	
Education	76,462			
Urban redevelopment and housing			1,955,779	
Conservation and development	277,824			
Economic development and assistance	1,594,347		17,517,411	
Debt service:				
Principal retirement				
Interest and fiscal charges				
Capital outlay	393,193	397,770	134,141	518,055
Intergovernmental				
	<hr/>	<hr/>	<hr/>	<hr/>
Total expenditures	21,360,317	16,055,221	28,971,038	7,458,251
Excess (deficiency) of revenues over expenditures	<hr/>	<hr/>	<hr/>	<hr/>
	5,032,866	(1,373,881)	(576,662)	(1,206,038)
<b>Other Financing Sources (Uses)</b>				
Transfers in	3,197,270	1,800,000	1,386,132	1,045,000
Transfers out	(14,129,434)	(521,487)		(152,507)
Proceeds of capital asset dispositions	75,928	24,469	4,825	33,137
	<hr/>	<hr/>	<hr/>	<hr/>
Total other financing sources (uses)	(10,856,236)	1,302,982	1,390,957	925,630
<b>Net Change in Fund Balances</b>	(5,823,370)	(70,899)	814,295	(280,408)
<b>Fund Balances</b>				
Beginning of year	20,249,631	3,710,427	3,525,236	2,910,817
	<hr/>	<hr/>	<hr/>	<hr/>
End of year	\$ 14,426,261	\$ 3,639,528	\$ 4,339,531	\$ 2,630,409

See notes to financial statements.

<u>Drainage Maintenance Fund</u>	<u>Terrebonne Levee &amp; Conservation District Fund</u>	<u>Capital Projects Fund</u>	<u>Other Governmental Funds</u>	<u>Total Governmental Funds</u>
\$ 12,316,813	\$ 5,932,910		\$ 21,055,245	\$ 68,815,698
911,382		\$ 20,071,755	1,545,567	3,871,740
56,545			250,733	60,801,320
			3,639,833	949,755
26,658	137,991	511,910	221,998	4,274,045
<u>13,311,398</u>	<u>6,070,901</u>	<u>20,583,665</u>	<u>26,713,376</u>	<u>142,400,452</u>
327,705			6,202,690	19,723,979
	22,209,707	52,654	2,889,942	47,147,065
9,709,057		584,594	2,273,287	19,621,703
		186,888	6,990,166	14,198,832
			1,469,759	3,184,715
				76,462
				1,955,779
		42		277,824
				19,111,800
			5,100,000	5,100,000
			4,894,468	4,894,468
1,296,818		34,264,004	15,738	37,019,719
		24,992		24,992
<u>11,333,580</u>	<u>22,209,707</u>	<u>35,113,174</u>	<u>29,836,050</u>	<u>172,337,338</u>
<u>1,977,818</u>	<u>(16,138,806)</u>	<u>(14,529,509)</u>	<u>(3,122,674)</u>	<u>(29,936,886)</u>
110,365		9,324,799	12,747,834	29,611,400
(15,000)	(3,290,951)	(5,856,436)	(7,126,567)	(31,092,382)
129,566			3,077	271,002
<u>224,931</u>	<u>(3,290,951)</u>	<u>3,468,363</u>	<u>5,624,344</u>	<u>(1,209,980)</u>
2,202,749	(19,429,757)	(11,061,146)	2,501,670	(31,146,866)
4,712,361	39,221,159	67,874,156	24,095,779	166,299,566
<u>\$ 6,915,110</u>	<u>\$ 19,791,402</u>	<u>\$ 56,813,010</u>	<u>\$ 26,597,449</u>	<u>\$ 135,152,700</u>





**RECONCILIATION OF THE STATEMENT OF REVENUES,  
EXPENDITURES AND CHANGES IN FUND BALANCES OF  
GOVERNMENTAL FUNDS TO THE STATEMENT OF ACTIVITIES**

**Terrebonne Parish Consolidated Government**

For the year ended December 31, 2012

<b>Net Change in Fund Balance - Total Governmental Funds</b>		<b>\$ (31,146,866)</b>
Amounts reported for governmental activities in the statement of activities are different because:		
Governmental funds report capital outlays as expenditures. However, in the statement of activities, the cost of those assets is allocated over their estimated useful lives and reported as depreciation expense.		
Capital outlay	\$ 37,019,719	
Depreciation expense	<u>(11,156,724)</u>	25,862,995
The net effect of various miscellaneous transactions involving capital assets, such as sales, trade-ins and donations, is to increase net assets.		
Donated capital assets	1,967,608	
Other adjustments and transactions	<u>(201,510)</u>	1,766,098
Some revenues reported in the statement of activities do not provide current financial resources and therefore are not reported as revenues in the governmental funds.		
Interest revenue		64,780
Revolving loan transactions are reported as revenue and expenditures in the governmental funds. In the government-wide financial statements, these transactions are accounted for as increases/ decreases in net position.		
		(130,754)
The issuance of long-term debt provides current financial resources to governmental funds, while the repayment of the principal of long-term debt consumes the current financial resources of governmental funds. Neither transaction, however has any effect on net position. Also, governmental funds report the effect of premiums, discounts and similar items when debt is first issued, whereas these amounts are deferred and amortized in the statement of activities.		
Principal payments		5,100,000
Some expenditures and other financing uses are reported in the governmental fund which do not effect net position.		
Increase in net pension asset		47,971
Some expenses reported in the statement of activities do not require the use of current financial resources and, therefore, are not reported as expenditures in the governmental funds.		
Amortization of deferred bond premium	(9,262)	
Decrease in accrued interest expense	44,731	
Other postemployment benefits obligations	(1,437,731)	
Increase in compensated absences payable	<u>(58,192)</u>	(1,460,454)
Internal service funds are used by management to charge the costs of certain activities, such as insurance, human resources, purchasing, information systems and fleet maintenance to individual funds. The net revenue (expense) of the internal service funds is reported with governmental activities.		
		<u>(1,737,538)</u>
<b>Change in Net Position of Governmental Activities</b>		<b><u>\$ (1,633,768)</u></b>

See notes to financial statements.

**STATEMENT OF REVENUES, EXPENDITURES AND CHANGES IN FUND BALANCES - BUDGET AND ACTUAL  
GENERAL FUND**

**Terrebonne Parish Consolidated Government**

For the year ended December 31, 2012

	Budgeted Amounts		Actual	Variance with Final Budget Positive (Negative)
	Original	Final		
<b>Revenues</b>				
Taxes:				
Ad valorem	\$ 2,094,581	\$ 2,094,581	\$ 2,427,661	\$ 333,080
Franchise	1,150,000	1,150,000	1,438,450	288,450
Sales and use	6,811,000	6,811,000	8,024,654	1,213,654
	<u>10,055,581</u>	<u>10,055,581</u>	<u>11,890,765</u>	<u>1,835,184</u>
Licenses and permits:				
Insurance licenses	400,000	400,000	493,882	93,882
Occupational licenses	1,080,496	1,080,496	1,154,609	74,113
Beer and liquor permits	56,200	56,200	63,307	7,107
Building permits	635,000	635,000	901,864	266,864
Plumbing permits	11,840	11,840	7,000	(4,840)
Electric permits	117,000	117,000	94,300	(22,700)
Parade permits	2,600	2,600	2,550	(50)
Other	3,500	3,500	35,546	32,046
	<u>2,306,636</u>	<u>2,306,636</u>	<u>2,753,058</u>	<u>446,422</u>
Intergovernmental:				
Federal Government:				
FEMA reimbursement			44,482	44,482
CDGB		195,962	68,288	(127,674)
Local Government Assistance Program		233,377	113,962	(119,415)
Dept of Natural Resources	35,260	35,260	35,260	
Office of Emergency Preparedness	40,000	214,339	185,661	(28,678)
State of Louisiana:				
Supplemental pay	69,600	69,600	68,394	(1,206)
Mineral royalties	4,500,000	4,500,000	4,835,884	335,884
Severance taxes	900,000	900,000	953,668	53,668
Revenue sharing	66,000	66,000	64,893	(1,107)
South Central Louisiana Human Services Authority		143,390	143,390	
State beer tax	160,000	160,000	149,066	(10,934)
Hotel/motel tax		225,000	225,000	
Video draw poker	2,356,000	2,356,000	2,443,541	87,541
Local Government				
Terrebonne Parish Sheriff	587,375	587,375	696,443	109,068
	<u>8,714,235</u>	<u>9,686,303</u>	<u>10,027,932</u>	<u>341,629</u>
Charges for services:				
Grass cutting fees	50,000	50,000	109,014	59,014
Sale of miscellaneous services and items	4,500	4,500	4,526	26
Animal shelter fees	50,000	50,000	84,751	34,751
Waterlife museum fees	10,000	10,000	12,813	2,813
Charges for services	152,000	152,000	215,204	63,204
Other	17,000	17,000	25,439	8,439
	<u>283,500</u>	<u>283,500</u>	<u>451,747</u>	<u>168,247</u>
Fines and forfeitures:				
Criminal court fees	88,000	88,000	92,076	4,076
Commissions on garnishments	100,000	100,000	132,903	32,903
Court fines	287,600	287,600	253,096	(34,504)
Other	6,000	6,000	47,530	41,530
	<u>481,600</u>	<u>481,600</u>	<u>525,605</u>	<u>44,005</u>
Miscellaneous:				
Investment earnings	12,150	12,150	102,495	90,345
Rent	461,920	461,920	522,446	60,526
Mineral royalties	30,000	30,000	36,971	6,971
Other	50,000	100,136	82,164	(17,972)
	<u>554,070</u>	<u>604,206</u>	<u>744,076</u>	<u>139,870</u>
<b>Total revenues</b>	<u>22,395,622</u>	<u>23,417,826</u>	<u>26,393,183</u>	<u>2,975,357</u>

See notes to financial statements.

**STATEMENT OF REVENUES, EXPENDITURES AND CHANGES IN FUND BALANCES - BUDGET AND ACTUAL  
GENERAL FUND**

**Terrebonne Parish Consolidated Government**

For the year ended December 31, 2012

Expenditures	Budgeted Amounts		Actual	Variance with Final Budget Positive (Negative)
	Original	Final		
Current:				
<b>GENERAL GOVERNMENT</b>				
<b>Legislative</b>				
Parish Council:				
Personal services	\$ 229,960	\$ 229,960	\$ 184,547	\$ 45,413
Supplies and materials	26,050	26,050	22,161	3,889
Other services and charges	116,551	116,501	59,480	57,021
Repairs and maintenance	6,100	6,150	564	5,586
Allocated expenditures - services performed for other departments	(295,220)	(295,220)	(204,709)	(90,511)
	<u>83,441</u>	<u>83,441</u>	<u>62,043</u>	<u>21,398</u>
Council Clerk:				
Personal services	350,988	350,988	307,727	43,261
Supplies and materials	34,800	34,800	5,624	29,176
Other services and charges	30,720	30,720	21,719	9,001
Repairs and maintenance	3,300	3,300		3,300
Allocated expenditures - services performed for other departments	(337,996)	(337,996)	(227,422)	(110,574)
	<u>81,812</u>	<u>81,812</u>	<u>107,648</u>	<u>(25,836)</u>
Legislative - Other:				
Supplies	75,000	75,000		75,000
Other services and charges	300,920	303,337	208,531	94,806
Allocated expenditures - services performed for other departments	(296,975)	(296,975)	(183,608)	(113,367)
	<u>78,945</u>	<u>81,362</u>	<u>24,923</u>	<u>56,439</u>
<b>Total Legislative</b>	<u>244,198</u>	<u>246,615</u>	<u>194,614</u>	<u>52,001</u>
<b>Judicial</b>				
City Court:				
Personal services	795,342	795,342	704,217	91,125
Supplies and materials			158	(158)
Other services and charges	22,614	22,614	23,724	(1,110)
	<u>817,956</u>	<u>817,956</u>	<u>728,099</u>	<u>89,857</u>
District Court:				
Personal services	466,224	466,224	474,796	(8,572)
Supplies and materials	25,000	25,000	17,508	7,492
Other services and charges	112,432	112,432	98,764	13,668
Repairs and maintenance	4,000	4,000		4,000
	<u>607,656</u>	<u>607,656</u>	<u>591,068</u>	<u>16,588</u>

See notes to financial statements.

**STATEMENT OF REVENUES, EXPENDITURES AND CHANGES IN FUND BALANCES - BUDGET AND ACTUAL  
GENERAL FUND**

**Terrebonne Parish Consolidated Government**

For the year ended December 31, 2012

	Budgeted Amounts		Actual	Variance with Final Budget Positive (Negative)
	Original	Final		
<b>Expenditures (Continued):</b>				
Current (Continued):				
<b>GENERAL GOVERNMENT (Continued):</b>				
<b>Judicial (Continued):</b>				
District Attorney:				
Personal services	\$ 793,007	\$ 793,007	\$ 799,368	\$ (6,361)
Other services and charges	15,100	15,100	16,297	(1,197)
	<u>808,107</u>	<u>808,107</u>	<u>815,665</u>	<u>(7,558)</u>
Clerk of Court:				
Supplies and materials	92,055	92,055	66,494	25,561
Other services and charges	56,620	71,860	60,477	11,383
	<u>148,675</u>	<u>163,915</u>	<u>126,971</u>	<u>36,944</u>
Ward Courts:				
Personal services	342,889	342,889	349,825	(6,936)
Other services and charges	14,308	14,308	13,845	463
	<u>357,197</u>	<u>357,197</u>	<u>363,670</u>	<u>(6,473)</u>
City Marshal:				
Personal services	711,565	711,565	716,845	(5,280)
Supplies and materials	36,300	36,300	33,423	2,877
Other services and charges	91,558	91,558	88,948	2,610
Repairs and Maintenance	11,600	17,250	12,135	5,115
Allocated expenditures for services performed by other departments	7,025	7,025	8,032	(1,007)
	<u>858,048</u>	<u>863,698</u>	<u>859,383</u>	<u>4,315</u>
Judicial - Other:				
Other services and charges	100,000	100,000	102,925	(2,925)
Total Judicial	<u>3,697,639</u>	<u>3,718,529</u>	<u>3,587,781</u>	<u>130,748</u>
<b>Executive</b>				
Personal services	484,050	484,050	513,461	(29,411)
Supplies and materials	22,150	22,150	14,807	7,343
Other services and charges	64,148	87,982	64,474	23,508
Repairs and maintenance	3,300	3,300	2,446	854
Allocated expenditures - services performed for other departments	(453,180)	(453,180)	(405,769)	(47,411)
Total Executive	<u>120,468</u>	<u>144,302</u>	<u>189,419</u>	<u>(45,117)</u>
<b>Elections</b>				
Personal services	159,448	159,448	155,117	4,331
Supplies and materials	4,000	4,000	1,774	2,226
Other services and charges	38,859	38,859	27,471	11,388
Repairs and maintenance	500	500	165	335
Total Elections	<u>202,807</u>	<u>202,807</u>	<u>184,527</u>	<u>18,280</u>

See notes to financial statements.

**STATEMENT OF REVENUES, EXPENDITURES AND CHANGES IN FUND BALANCES - BUDGET AND ACTUAL  
GENERAL FUND**

Exhibit 7  
(Continued)

**Terrebonne Parish Consolidated Government**

For the year ended December 31, 2012

	Budgeted Amounts		Actual	Variance with Final Budget Positive (Negative)
	Original	Final		
<b>Expenditures (Continued):</b>				
Current (continued):				
<b>GENERAL GOVERNMENT (Continued):</b>				
<b>General and Financial Administration</b>				
Finance:				
Personal services	\$ 1,019,606	\$ 1,019,606	\$ 1,025,306	\$ (5,700)
Supplies and materials	46,675	46,675	35,229	11,446
Other services and charges	47,904	46,904	36,225	10,679
Repairs and maintenance	4,200	5,200	4,671	529
Allocated expenditures - services performed for other departments	(849,973)	(849,973)	(667,730)	(182,243)
	<u>268,412</u>	<u>268,412</u>	<u>433,701</u>	<u>(165,289)</u>
Customer Service:				
Personal services	869,417	869,417	863,578	5,839
Supplies and materials	105,702	105,702	89,491	16,211
Other services and charges	212,300	212,300	227,797	(15,497)
Repairs and maintenance	9,970	9,970	9,378	592
Allocated expenditures - services performed for other departments	(1,120,885)	(1,120,885)	(1,181,315)	60,430
	<u>76,504</u>	<u>76,504</u>	<u>8,929</u>	<u>67,575</u>
Legal Services:				
Personal services	72,274	72,274	74,258	(1,984)
Supplies and materials	7,200	7,200	6,793	407
Other services and charges	192,794	197,362	128,658	68,704
	<u>272,268</u>	<u>276,836</u>	<u>209,709</u>	<u>67,127</u>
<b>Total General and Financial Administration</b>	<u>617,184</u>	<u>621,752</u>	<u>652,339</u>	<u>(30,587)</u>
<b>General</b>				
<b>Planning and Zoning:</b>				
Personal services	1,015,572	1,015,572	1,062,019	(46,447)
Supplies and materials	38,500	38,500	45,517	(7,017)
Other services and charges	1,059,184	1,693,232	1,292,220	401,012
Repairs and maintenance	2,100	1,596,179	480,042	1,116,137
	<u>2,115,356</u>	<u>4,343,483</u>	<u>2,879,798</u>	<u>1,463,685</u>
<b>Government Buildings:</b>				
Personal services	564,417	564,417	527,024	37,393
Supplies and materials	39,400	39,400	35,067	4,333
Other services and charges	1,555,498	1,553,798	1,218,178	335,620
Repairs and maintenance	278,400	362,565	337,186	25,379
	<u>2,437,715</u>	<u>2,520,180</u>	<u>2,117,455</u>	<u>402,725</u>
<b>Janitorial Services:</b>				
Personal services	21,900	21,900	22,513	(613)
Supplies and materials	31,100	31,100	27,577	3,523
Other services and charges	275,879	275,879	263,105	12,774
	<u>328,879</u>	<u>328,879</u>	<u>313,195</u>	<u>15,684</u>

See notes to financial statements.

**STATEMENT OF REVENUES, EXPENDITURES AND CHANGES IN FUND BALANCES - BUDGET AND ACTUAL  
GENERAL FUND**

**Terrebonne Parish Consolidated Government**

For the year ended December 31, 2012

	Budgeted Amounts		Actual	Variance with Final Budget Positive (Negative)
	Original	Final		
<b>Expenditures (Continued):</b>				
Current (continued):				
<b>GENERAL GOVERNMENT (Continued):</b>				
<b>General (continued):</b>				
Animal Shelter:				
Personal services	\$ 484,412	\$ 477,412	\$ 421,861	\$ 55,551
Supplies and materials	106,365	116,065	117,687	(1,622)
Other services and charges	132,386	139,836	160,297	(20,461)
Repairs and maintenance	14,900	14,900	7,405	7,495
	<u>738,063</u>	<u>748,213</u>	<u>707,250</u>	<u>40,963</u>
General - Other:				
Other services and charges	900,746	900,746	1,864,930	(964,184)
Total General	<u>6,520,759</u>	<u>8,841,501</u>	<u>7,882,628</u>	<u>958,873</u>
Total General Government	<u>11,403,055</u>	<u>13,775,506</u>	<u>12,691,308</u>	<u>1,084,198</u>
<b>PUBLIC SAFETY</b>				
Coroner:				
Other services and charges	734,350	832,093	841,615	(9,522)
Emergency Preparedness:				
Personal services	198,816	198,816	200,725	(1,909)
Supplies and materials	30,400	150,157	38,807	111,350
Other services and charges	179,626	179,626	180,972	(1,346)
Repairs and maintenance	6,175	65,710	129,090	(63,380)
	<u>415,017</u>	<u>594,309</u>	<u>549,594</u>	<u>44,715</u>
Parish Prisoners:				
Personal services	995,699	995,699	943,808	51,891
Supplies and materials	403,310	403,310	285,668	117,642
Other services and charges	1,687,062	1,687,062	1,870,095	(183,033)
Repairs and maintenance	210,350	210,350	130,270	80,080
Allocated expenditures for services performed by other departments:	27,000	27,000	34,702	(7,702)
	<u>3,323,421</u>	<u>3,323,421</u>	<u>3,264,543</u>	<u>58,878</u>
Total Public Safety	<u>4,472,788</u>	<u>4,749,823</u>	<u>4,655,752</u>	<u>94,071</u>
<b>STREETS AND DRAINAGE</b>				
Service Center Administration:				
Personal services	637,517	637,517	550,689	86,828
Supplies and materials	56,500	56,500	21,153	35,347
Other services and charges	341,513	341,513	125,872	215,641
Repairs and maintenance	44,550	78,400	10,744	67,656
Allocated expenditures - services performed for other departments:	(921,530)	(921,530)	(593,889)	(327,641)
	<u>158,550</u>	<u>192,400</u>	<u>114,569</u>	<u>77,831</u>
Total Streets and Drainage	<u>158,550</u>	<u>192,400</u>	<u>114,569</u>	<u>77,831</u>
<b>HEALTH AND WELFARE</b>				
Other services and charges	847,351	1,089,963	948,922	141,041

See notes to financial statements.

**STATEMENT OF REVENUES, EXPENDITURES AND CHANGES IN FUND BALANCES - BUDGET AND ACTUAL  
GENERAL FUND**

**Terrebonne Parish Consolidated Government**

For the year ended December 31, 2012

	Budgeted Amounts		Actual	Variance with Final Budget Positive (Negative)
	Original	Final		
<b>Expenditures (Continued):</b>				
Current (continued):				
<b>CULTURE AND RECREATION</b>				
Waterlife Museum				
Personal services	\$ 42,385	\$ 42,385	\$ 33,152	\$ 9,233
Supplies and materials	3,950	3,950	3,080	870
Other services and charges	51,459	51,459	35,014	16,445
Repairs and maintenance	11,000	9,270	1,685	7,585
	<u>108,794</u>	<u>107,064</u>	<u>72,931</u>	<u>34,133</u>
Non-District Recreation				
Personal services	154,124	154,124	128,932	25,192
Supplies and materials	17,060	22,560	15,649	6,911
Other services and charges	301,164	301,164	302,588	(1,424)
Repairs and maintenance	64,000	64,000	57,465	6,535
Allocated expenditures for services performed by other departments:	<u>13,865</u>	<u>13,865</u>	<u>30,375</u>	<u>(16,510)</u>
	<u>550,213</u>	<u>555,713</u>	<u>535,009</u>	<u>20,704</u>
<b>Total Culture and Recreation</b>	<u>659,007</u>	<u>662,777</u>	<u>607,940</u>	<u>54,837</u>
<b>EDUCATION</b>				
Other services and charges	<u>118,600</u>	<u>118,600</u>	<u>76,462</u>	<u>42,138</u>
<b>CONSERVATION AND DEVELOPMENT</b>				
Office of Coastal Restoration				
Personal services	194,632	194,632	212,008	(17,376)
Supplies and materials	14,750	14,750	2,917	11,833
Other services and charges	81,287	116,974	62,085	54,889
Repairs and maintenance	1,450	1,450	297	1,153
Allocated expenditures for services performed by other departments:			<u>517</u>	<u>(517)</u>
<b>Total Conservation and Development</b>	<u>292,119</u>	<u>327,806</u>	<u>277,824</u>	<u>49,982</u>
<b>ECONOMIC DEVELOPMENT AND ASSISTANCE</b>				
Economic Development - other:				
Other services and charges	<u>922,190</u>	<u>1,209,240</u>	<u>1,236,484</u>	<u>(27,244)</u>
Housing and Human Services:				
Personal services	256,951	256,951	250,794	6,157
Supplies and materials	10,325	14,325	17,979	(3,654)
Other services and charges	67,278	92,278	85,491	6,787
Repairs and maintenance	1,600	1,600	3,599	(1,999)
	<u>336,154</u>	<u>365,154</u>	<u>357,863</u>	<u>7,291</u>
<b>Total Economic Development and Assistance</b>	<u>1,258,344</u>	<u>1,574,394</u>	<u>1,594,347</u>	<u>(19,953)</u>
Capital Outlay	<u>530,655</u>	<u>1,502,544</u>	<u>393,193</u>	<u>1,109,351</u>
<b>Total expenditures by function</b>	<u>19,740,469</u>	<u>23,993,813</u>	<u>21,360,317</u>	<u>2,633,496</u>
Excess (deficiency) of revenues over expenditures	<u>2,655,153</u>	<u>(575,987)</u>	<u>5,032,866</u>	<u>5,608,853</u>

See notes to financial statements.

**STATEMENT OF REVENUES, EXPENDITURES AND CHANGES IN FUND BALANCES - BUDGET AND ACTUAL  
GENERAL FUND**

**Terrebonne Parish Consolidated Government**

For the year ended December 31, 2012

	Budgeted Amounts		Actual	Variance with Final Budget Positive (Negative)
	Original	Final		
<b>Other Financing Sources (Uses)</b>				
Transfers in:				
Road and Bridge Maintenance Fund		\$ 112,142	\$ 112,142	
Debt Service Fund			460	\$ 460
Utilities Fund	\$ 2,540,764	2,540,764	2,540,764	
Sanitation Maintenance Fund	543,904	543,904	543,904	
Proceeds of capital asset dispositions			75,928	75,928
Total transfers in	<u>3,084,668</u>	<u>3,196,810</u>	<u>3,273,198</u>	<u>76,388</u>
Transfers out:				
Public Safety Fund	(1,800,000)	(1,800,000)	(1,800,000)	
Grant Fund	(995,817)	(1,245,965)	(1,248,303)	(2,338)
Road and Bridge Maintenance Fund	(1,045,000)	(1,045,000)	(1,045,000)	
Capital Projects Fund	(3,800,000)	(6,226,237)	(6,226,237)	
Terrebonne Juvenile Detention Fund	(1,248,348)	(1,248,348)	(1,248,348)	
Mental Health Fund	(47,310)	(47,310)	(47,310)	
Criminal Court Fund	(1,406,430)	(1,521,430)	(1,642,085)	(120,655)
Civic Center Fund	(872,151)	(872,151)	(872,151)	
Total transfers out	<u>(11,215,056)</u>	<u>(14,006,441)</u>	<u>(14,129,434)</u>	<u>(122,993)</u>
Total other financing uses	<u>(8,130,388)</u>	<u>(10,809,631)</u>	<u>(10,856,236)</u>	<u>(46,605)</u>
<b>Net Change in Fund Balances</b>	<b>(5,475,235)</b>	<b>(11,385,618)</b>	<b>(5,823,370)</b>	<b>5,562,248</b>
<b>Fund Balance</b>				
Beginning of year	<u>16,177,085</u>	<u>20,249,631</u>	<u>20,249,631</u>	
End of year	<u>\$ 10,701,850</u>	<u>\$ 8,864,013</u>	<u>\$ 14,426,261</u>	<u>\$ 5,562,248</u>

See notes to financial statements.



**STATEMENT OF REVENUES, EXPENDITURES AND CHANGES IN FUND BALANCES - BUDGET AND ACTUAL  
PUBLIC SAFETY FUND**

**Terrebonne Parish Consolidated Government**

For the year ended December 31, 2012

	Budgeted Amounts		Actual	Variance with Final Budget Positive (Negative)
	Original	Final		
<b>Revenues</b>				
Taxes:				
Ad valorem	\$ 3,671,350	\$ 3,671,350	\$ 3,847,283	\$ 175,933
Sales and use	6,589,000	6,589,000	7,802,654	1,213,654
Other	65,000	65,000	37,117	(27,883)
Licenses and permits:				
Insurance licenses	850,000	850,000	859,887	9,887
Occupational licenses	215,000	215,000	229,839	14,839
Beer and liquor permits	21,300	21,300	28,956	7,656
Intergovernmental:				
Federal Government:				
FEMA reimbursement			128,543	128,543
FEMA grant		48,780	45,000	(3,780)
LHSC Year Long Program			114,239	114,239
COPS Universal Hiring Program		629,177	168,265	(460,912)
State of Louisiana:				
Supplemental pay	834,000	834,000	782,605	(51,395)
Fire insurance tax	110,420	110,420	124,559	14,139
LCLE Electronic Equipment		187,220		(187,220)
Fines and forfeitures - court fines	157,200	157,200	108,607	(48,593)
Miscellaneous:				
Interest Earned	30,000	30,000	9,773	(20,227)
Other	164,000	180,078	394,013	213,935
<b>Total revenues</b>	<b>12,707,270</b>	<b>13,588,525</b>	<b>14,681,340</b>	<b>1,092,815</b>
<b>Expenditures</b>				
Current:				
General government:				
General - other:				
Other services and charges	182,100	182,100	191,567	(9,467)
Ad valorem tax deductions	283,400	283,400	296,112	(12,712)
Ad valorem tax adjustment	25,000	25,000	14,597	10,403
<b>Total general government</b>	<b>490,500</b>	<b>490,500</b>	<b>502,276</b>	<b>(11,776)</b>
Public safety:				
Police:				
Personal services	7,236,882	8,085,284	7,817,208	268,076
Supplies and materials	326,102	326,102	350,241	(24,139)
Other services and charges	872,344	884,378	886,419	(2,041)
Repairs and maintenance	103,700	114,200	103,118	11,082
<b>Total Police</b>	<b>8,539,028</b>	<b>9,409,964</b>	<b>9,156,986</b>	<b>252,978</b>
Fire:				
Personal services	5,087,393	5,087,393	5,329,017	(241,624)
Supplies and materials	182,000	235,772	178,663	57,109
Other services and charges	242,300	242,300	191,325	50,975
Repairs and maintenance	104,200	104,200	86,583	17,617
<b>Total Fire</b>	<b>5,615,893</b>	<b>5,669,665</b>	<b>5,785,588</b>	<b>(115,923)</b>

See notes to financial statements.

**STATEMENT OF REVENUES, EXPENDITURES AND CHANGES IN FUND BALANCES - BUDGET AND ACTUAL  
PUBLIC SAFETY FUND**

**Terrebonne Parish Consolidated Government**

For the year ended December 31, 2012

	Budgeted Amounts		Actual	Variance with Final Budget Positive (Negative)
	Original	Final		
<b>Expenditures (Continued):</b>				
Current (Continued):				
Public safety (Continued):				
Allocated expenditures for service performed by other departments:				
Parish council	\$ 21,800	\$ 21,800	\$ 19,026	\$ 2,774
Council clerk	27,000	27,000	21,137	5,863
Legislative - other	13,600	13,600	17,065	(3,465)
Parish president	36,700	36,700	37,713	(1,013)
Finance	28,100	28,100	25,808	2,292
Customer service	70,700	70,700	91,852	(21,152)
	<u>197,900</u>	<u>197,900</u>	<u>212,601</u>	<u>(14,701)</u>
Total public safety	<u>14,352,821</u>	<u>15,277,529</u>	<u>15,155,175</u>	<u>122,354</u>
Capital outlay	<u>512,419</u>	<u>1,508,014</u>	<u>397,770</u>	<u>1,110,244</u>
Total expenditures	<u>15,355,740</u>	<u>17,276,043</u>	<u>16,055,221</u>	<u>1,220,822</u>
Deficiency of revenues over expenditures	<u>(2,648,470)</u>	<u>(3,687,518)</u>	<u>(1,373,881)</u>	<u>2,313,637</u>
<b>Other Financing Sources (Uses)</b>				
Transfers in:				
General Fund	1,800,000	1,800,000	1,800,000	
Transfers out:				
Debt Service Fund	(516,764)	(516,764)	(516,764)	
Grant Fund		(4,723)	(4,723)	
Proceeds of capital asset dispositions	<u>40,000</u>	<u>44,000</u>	<u>24,469</u>	<u>(19,531)</u>
Total other financing sources	<u>1,323,236</u>	<u>1,322,513</u>	<u>1,302,982</u>	<u>(19,531)</u>
<b>Net Change in Fund Balances</b>	<u>(1,325,234)</u>	<u>(2,365,005)</u>	<u>(70,899)</u>	<u>2,294,106</u>
<b>Fund Balance</b>				
Beginning of year	<u>2,673,729</u>	<u>3,710,427</u>	<u>3,710,427</u>	
End of year	<u>\$ 1,348,495</u>	<u>\$ 1,345,422</u>	<u>\$ 3,639,528</u>	<u>\$ 2,294,106</u>

See notes to financial statements.

**STATEMENT OF REVENUES, EXPENDITURES AND CHANGES IN FUND BALANCES - BUDGET AND ACTUAL  
GRANT FUND**

**Terrebonne Parish Consolidated Government**

For the year ended December 31, 2012

	Budgeted Amounts		Actual	Variance with Final Budget Positive (Negative)
	Original	Final		
<b>Revenues</b>				
Intergovernmental:				
Federal Government - grants	\$ 8,163,034	\$ 90,202,849	\$ 25,284,416	\$ (64,918,433)
State of Louisiana:				
Grants	1,935,333	2,473,852	1,203,390	(1,270,462)
State Public Transportation Fund			112,006	112,006
Charges for services	120,000	228,823	190,730	(38,093)
Miscellaneous:				
Interest earned	7,000	7,000	19,473	12,473
Other	141,780	208,706	128,303	(80,403)
Principal repayments	25,000	30,400	144,558	114,158
Citizen participation		4,264,750	1,311,500	(2,953,250)
Total revenues	<u>10,392,147</u>	<u>97,416,380</u>	<u>28,394,376</u>	<u>(69,022,004)</u>
<b>Expenditures</b>				
Current:				
Public safety:				
Personal services	1,160,985	1,792,546	1,088,754	703,792
Supplies and materials	422,684	876,623	398,036	478,587
Other services and charges	590,327	1,357,259	601,432	755,827
Repairs and maintenance	126,381	223,303	95,613	127,690
Total public safety	<u>2,300,377</u>	<u>4,249,731</u>	<u>2,183,835</u>	<u>2,065,896</u>
Health and welfare:				
Personal services	2,126,778	2,227,016	2,109,887	117,129
Supplies and materials	248,997	251,783	259,156	(7,373)
Other services and charges	3,865,026	4,181,997	3,870,840	311,157
Repairs and maintenance	16,000	21,520	19,861	1,659
Total health and welfare	<u>6,256,801</u>	<u>6,682,316</u>	<u>6,259,744</u>	<u>422,572</u>
Culture and Recreation:				
Other services and charges	929,800	1,353,130	920,128	433,002
Urban redevelopment and housing:				
Personal services	42,783	36,205	42,427	(6,222)
Supplies and materials		83	86	(3)
Other services and charges	397,946	8,520,625	1,913,252	6,607,373
Repairs and maintenance			14	(14)
Total urban redevelopment and housing	<u>440,729</u>	<u>8,556,913</u>	<u>1,955,779</u>	<u>6,601,134</u>
Economic development and assistance:				
Personal services	297,257	517,050	316,372	200,678
Supplies and materials	21,110	28,284	17,894	10,390
Other services and charges	649,914	57,098,286	17,183,145	39,915,141
Repairs and maintenance		13,002		13,002
Total economic development and assistance	<u>968,281</u>	<u>57,656,622</u>	<u>17,517,411</u>	<u>40,139,211</u>

See notes to financial statements.

**STATEMENT OF REVENUES, EXPENDITURES AND CHANGES IN FUND BALANCES - BUDGET AND ACTUAL**  
**GRANT FUND**

**Terrebonne Parish Consolidated Government**

For the year ended December 31, 2012

	Budgeted Amounts		Actual	Variance with Final Budget Positive (Negative)
	Original	Final		
<b>Expenditures (Continued):</b>				
Capital outlay	\$	\$ 19,822,494	\$ 134,141	\$ 19,688,353
Total expenditures	10,895,988	98,321,206	28,971,038	69,350,168
Excess (deficiency) of revenues over expenditures	(503,841)	(904,826)	(576,662)	328,164
<b>Other Financing Sources</b>				
Operating transfer in:				
General Fund	995,817	1,245,965	1,248,303	2,338
Public Safety Fund		4,723	4,723	
Civic Center Fund		129,594	129,594	
Information Systems Fund		3,512	3,512	
Proceeds of capital asset disposition			4,825	4,825
Total other financing sources	995,817	1,383,794	1,390,957	7,163
<b>Net Change in Fund Balances</b>	491,976	478,968	814,295	335,327
<b>Fund Balance</b>				
Beginning of year	3,084,761	3,525,236	3,525,236	
End of year	\$ 3,576,737	\$ 4,004,204	\$ 4,339,531	\$ 335,327

See notes to financial statements.

**STATEMENT OF REVENUES, EXPENDITURES AND CHANGES IN FUND BALANCES - BUDGET AND ACTUAL  
ROAD AND BRIDGE MAINTENANCE FUND**

**Terrebonne Parish Consolidated Government**

For the year ended December 31, 2012

	Budgeted Amounts		Actual	Variance with Final Budget Positive (Negative)
	Original	Final		
<b>Revenues</b>				
Taxes - sales and use	\$ 5,025,000	\$ 5,025,000	\$ 5,932,911	\$ 907,911
Intergovernmental:				
Federal Government - FEMA reimbursement			281,661	281,661
Miscellaneous:				
Investment earnings	1,000	1,000	7,035	6,035
Rent			8,717	8,717
Other		5,650	21,889	16,239
<b>Total revenues</b>	<b>5,026,000</b>	<b>5,031,650</b>	<b>6,252,213</b>	<b>1,220,563</b>
<b>Expenditures</b>				
Current:				
Streets and drainage:				
Personal services	3,386,715	3,386,715	3,471,419	(84,704)
Supplies and materials	348,600	348,600	379,294	(30,694)
Other services and charges	968,660	968,660	939,937	28,723
Repairs and maintenance	1,150,500	2,609,588	1,793,273	816,315
Allocated expenditures for services performed by other departments:				
Parish council	19,551	19,551	24,593	(5,042)
Council clerk	25,000	25,000	27,322	(2,322)
Legislative - other	17,220	17,220	22,058	(4,838)
Parish president	33,000	33,000	48,748	(15,748)
Finance	51,000	51,000	60,428	(9,428)
Customer service	95	95	123	(28)
Engineering	210,800	210,800	173,001	37,799
<b>Total streets and drainage</b>	<b>6,211,141</b>	<b>7,670,229</b>	<b>6,940,196</b>	<b>730,033</b>
Capital outlay	696,500	1,164,731	518,055	646,676
<b>Total expenditures</b>	<b>6,907,641</b>	<b>8,834,960</b>	<b>7,458,251</b>	<b>1,376,709</b>
Deficiency of revenues over expenditures	(1,881,641)	(3,803,310)	(1,206,038)	2,597,272
<b>Other Financing Sources (Uses)</b>				
Transfers in:				
General Fund	1,045,000	1,045,000	1,045,000	
Transfers out:				
General Fund		(112,142)	(112,142)	
Drainage Maintenance Fund		(40,365)	(40,365)	
Proceeds of capital asset dispositions			33,137	33,137
<b>Total other financing sources</b>	<b>1,045,000</b>	<b>892,493</b>	<b>925,630</b>	<b>33,137</b>
<b>Net Change in Fund Balances</b>	<b>(836,641)</b>	<b>(2,910,817)</b>	<b>(280,408)</b>	<b>2,630,409</b>
<b>Fund Balance</b>				
Beginning of year	1,807,646	2,910,817	2,910,817	
End of year	\$ 971,005	\$ -	\$ 2,630,409	\$ 2,630,409

See notes to financial statements.

**STATEMENT OF REVENUES, EXPENDITURES AND CHANGES IN FUND BALANCES - BUDGET AND ACTUAL  
DRAINAGE MAINTENANCE FUND**

**Terrebonne Parish Consolidated Government**

For the year ended December 31, 2012

	Budgeted Amounts		Actual	Variance with Final Budget Positive (Negative)
	Original	Final		
<b>Revenues</b>				
Taxes:				
Ad valorem	\$ 5,284,000	\$ 5,284,000	\$ 6,383,901	\$ 1,099,901
Sales and use	5,025,000	5,025,000	5,932,912	907,912
Intergovernmental:				
Federal Government:				
FEMA reimbursement			729,970	729,970
State of Louisiana:				
State revenue sharing	185,000	185,000	181,412	(3,588)
Charges for services	40,000	40,000	56,545	16,545
Miscellaneous:				
Investment earnings	5,000	5,000	19,200	14,200
Other			7,458	7,458
<b>Total revenues</b>	<b>10,539,000</b>	<b>10,539,000</b>	<b>13,311,398</b>	<b>2,772,398</b>
<b>Expenditures</b>				
Current:				
General government:				
Ad valorem tax deductions	194,600	194,600	194,356	244
Ad valorem tax adjustment	76,000	76,000	133,349	(57,349)
<b>Total general government</b>	<b>270,600</b>	<b>270,600</b>	<b>327,705</b>	<b>(57,105)</b>
Streets and drainage:				
Personal services	4,626,525	4,626,525	4,289,225	337,300
Supplies and materials	894,050	1,123,050	1,122,363	687
Other services and charges	2,330,450	2,330,450	2,313,364	17,086
Repairs and maintenance	1,200,000	1,589,678	1,288,093	301,585
Allocated expenditures for services performed by other departments:				
Parish council	36,100	36,100	40,759	(4,659)
Council clerk	44,412	44,412	45,282	(870)
Legislative - other	22,500	22,500	36,558	(14,058)
Parish president	60,600	60,600	80,792	(20,192)
Finance	69,600	69,600	80,098	(10,498)
Customer service	180	180	222	(42)
Engineering	431,800	431,800	412,301	19,499
<b>Total streets and drainage</b>	<b>9,716,217</b>	<b>10,334,895</b>	<b>9,709,057</b>	<b>625,838</b>
Capital outlay	750,000	2,891,664	1,296,818	1,594,846
<b>Total expenditures</b>	<b>10,736,817</b>	<b>13,497,159</b>	<b>11,333,580</b>	<b>2,163,579</b>
Excess (deficiency) of revenues over expenditures	(197,817)	(2,958,159)	1,977,818	4,935,977
<b>Other Financing Sources (Uses)</b>				
Transfers in:				
Road & Bridge Fund		40,365	40,365	
Capital Projects Fund		70,000	70,000	
Transfers out:				
Capital Projects Fund	(15,000)	(15,000)	(15,000)	
Proceeds of capital asset dispositions			129,566	129,566
<b>Total other financing sources (uses)</b>	<b>(15,000)</b>	<b>95,365</b>	<b>224,931</b>	<b>129,566</b>
<b>Net Change in Fund Balances</b>	<b>(212,817)</b>	<b>(2,862,794)</b>	<b>2,202,749</b>	<b>5,065,543</b>
<b>Fund Balance</b>				
Beginning of year	842,188	4,712,361	4,712,361	
End of year	\$ 629,371	\$ 1,849,567	\$ 6,915,110	\$ 5,065,543

See notes to financial statements.

**STATEMENT OF REVENUES, EXPENDITURES AND CHANGES IN FUND BALANCES - BUDGET AND ACTUAL**  
**TERREBONNE LEVEE & CONSERVATION DISTRICT FUND**

**Terrebonne Parish Consolidated Government**

For the year ended December 31, 2012

	Budgeted Amounts		Actual	Variance with Final Budget Positive (Negative)
	Original	Final		
<b>Revenues</b>				
Taxes - sales tax	\$ 5,025,000	\$ 5,025,000	\$ 5,932,910	\$ 907,910
Miscellaneous - investment earnings	4,000	4,000	137,991	133,991
<b>Total revenues</b>	<u>5,029,000</u>	<u>5,029,000</u>	<u>6,070,901</u>	<u>1,041,901</u>
<b>Expenditures</b>				
Current:				
Public safety:				
Other services and charges	1,409,198	37,636,957	22,203,863	15,433,094
Allocated expenditures for services performed by other departments				
Parish council	5,035	5,035	27	5,008
Council clerk	5,890	5,890	30	5,860
Legislative - other	4,465	4,465	24	4,441
Parish president	9,025	9,025	53	8,972
Finance	6,650	6,650	5,687	963
Customer service	25	25	23	2
<b>Total Expenditures</b>	<u>1,440,288</u>	<u>37,668,047</u>	<u>22,209,707</u>	<u>15,458,340</u>
Excess (deficiency) of revenues over expenditures	<u>3,588,712</u>	<u>(32,639,047)</u>	<u>(16,138,806)</u>	<u>16,500,241</u>
<b>Other Financing Uses</b>				
Transfers out				
Debt Service Fund	<u>(3,313,712)</u>	<u>(3,313,712)</u>	<u>(3,290,951)</u>	<u>22,761</u>
<b>Total other financing uses</b>	<u>(3,313,712)</u>	<u>(3,313,712)</u>	<u>(3,290,951)</u>	<u>22,761</u>
<b>Net Change in Fund Balances</b>	275,000	(35,952,759)	(19,429,757)	16,523,002
<b>Fund Balance</b>				
Beginning of year	<u>1,015,725</u>	<u>39,221,159</u>	<u>39,221,159</u>	
End of year	<u>\$ 1,290,725</u>	<u>\$ 3,268,400</u>	<u>\$ 19,791,402</u>	<u>\$ 16,523,002</u>

**STATEMENT OF NET POSITION**  
**PROPRIETARY FUNDS**

**Terrebonne Parish Consolidated Government**

December 31, 2012

	Business-type Activities - Enterprise Funds					Governmental
	Utilities Fund	Sewerage Fund	Sanitation Maintenance Fund	Civic Center Fund	Total	Activities Internal Service Funds
<b>ASSETS</b>						
<b>Current</b>						
Cash and cash equivalents	\$ 11,659,780	\$ 2,925,941	\$ 5,935,601	\$ 1,806,601	\$ 22,327,923	\$ 4,298,316
Investments	13,086,134		2,237,593		15,323,727	1,168,656
Receivables (net, where applicable of uncollectibles) - accounts:						
Customers	1,576,084	696,552	689,518		2,962,154	
Unbilled utility sales	2,223,385	559,938			2,783,323	
Other	137,495	36,066	408,684	31,401	613,646	1,799,914
Due from other funds	4,984,822	1,141,165	4,768,601		10,894,588	14,202,099
Due from other governmental units	369,250	164,104	10,902,725	59,343	11,495,422	265,070
Inventories	13,655			8,521	22,176	1,857,592
Other current assets	1,257,460	30			1,257,490	817,836
Restricted:						
Cash and cash equivalents	1,746,400	2,715			1,749,115	
Investments		1,039,920			1,039,920	
Receivables - other		7,132			7,132	
Due from other governmental units		1,898,332			1,898,332	
<b>Total current assets</b>	<b>37,054,465</b>	<b>8,471,895</b>	<b>24,942,722</b>	<b>1,905,866</b>	<b>72,374,948</b>	<b>24,409,483</b>
<b>Noncurrent assets</b>						
<b>Capital Assets</b>						
Land	185,616	1,055,240	1,127,067	1,200,000	3,567,923	
Electric system and buildings	96,025,274				96,025,274	
Gas distribution system and buildings	28,913,717				28,913,717	
GIS	79,482				79,482	
Sewer system and buildings		109,609,407			109,609,407	
Landfill buildings and improvement			7,251,504		7,251,504	
Civic Center buildings and equipment				19,274,132	19,274,132	
Machinery, equipment and buildings	3,577,486		4,124,934		7,702,420	1,930,749
Construction in progress	348,231	13,756,702	1,247,512		15,352,445	72,796
<b>Total capital assets</b>	<b>129,129,806</b>	<b>124,421,349</b>	<b>13,751,017</b>	<b>20,474,132</b>	<b>287,776,304</b>	<b>2,003,545</b>
Less accumulated depreciation	(83,140,052)	(52,363,037)	(2,987,096)	(7,411,627)	(145,901,812)	(1,503,797)
<b>Net capital assets</b>	<b>45,989,754</b>	<b>72,058,312</b>	<b>10,763,921</b>	<b>13,062,505</b>	<b>141,874,492</b>	<b>499,748</b>
<b>Other</b>						
Investment in joint venture	810,580				810,580	
<b>Total other assets</b>	<b>810,580</b>				<b>810,580</b>	
<b>Total noncurrent assets</b>	<b>46,800,334</b>	<b>72,058,312</b>	<b>10,763,921</b>	<b>13,062,505</b>	<b>142,685,072</b>	
<b>Total assets</b>	<b>83,854,799</b>	<b>80,530,207</b>	<b>35,706,643</b>	<b>14,968,371</b>	<b>215,060,020</b>	<b>24,909,231</b>

See notes to financial statements.



**STATEMENT OF NET POSITION  
PROPRIETARY FUNDS**

**Terrebonne Parish Consolidated Government**

December 31, 2012

	Business-type Activities - Enterprise Funds				Total	Governmental Activities Internal Service Funds
	Utilities Fund	Sewerage Fund	Sanitation Maintenance Fund	Civic Center Fund		
<b>LIABILITIES</b>						
<b>Current</b>						
Payable from current assets:						
Accounts payable and accrued expenses	\$ 3,299,762	\$ 198,745	\$ 839,972	\$ 163,973	\$ 4,502,452	\$ 13,126,517
Liability for work completed on contracts		145,376			145,376	
Due to other funds	2,402,170	1,689,969	102,592	918,249	5,112,980	4,129,885
Due to other governmental units	125	2,878	530	92,469	96,002	4,279
Unearned revenue						
Bonds Payable		788,000			788,000	
Landfill closure			138,000		138,000	
Compensated absences payable	132,910	99,149	26,050	46,351	304,460	154,625
<b>Total payable from current assets</b>	<b>5,834,967</b>	<b>2,924,117</b>	<b>1,107,144</b>	<b>1,221,042</b>	<b>11,087,270</b>	<b>17,415,306</b>
Payable from restricted assets:						
Accounts payable trade	222,009	261,716			483,725	
Customers' meter deposits	1,063,076				1,063,076	
Due to other governmental units		126			126	
Liability for work completed on contracts	8,040	832,946			840,986	
<b>Total payable from restricted assets</b>	<b>1,293,125</b>	<b>1,094,788</b>			<b>2,387,913</b>	
<b>Total current liabilities</b>	<b>7,128,092</b>	<b>4,018,905</b>	<b>1,107,144</b>	<b>1,221,042</b>	<b>13,475,183</b>	<b>17,415,306</b>
<b>Noncurrent Liabilities</b>						
Revenue bonds:						
Bonds payable		8,423,295			8,423,295	
Landfill Closure			1,620,603		1,620,603	
Compensated absences payable	44,099		11,371	17,794	73,264	65,486
Other postemployment benefit obligations	844,551	613,576	287,209	199,550	1,944,886	1,220,240
<b>Total noncurrent liabilities</b>	<b>888,650</b>	<b>9,036,871</b>	<b>1,919,183</b>	<b>217,344</b>	<b>12,062,048</b>	<b>1,285,726</b>
<b>Total liabilities</b>	<b>8,016,742</b>	<b>13,055,776</b>	<b>3,026,327</b>	<b>1,438,386</b>	<b>25,537,231</b>	<b>18,701,032</b>
<b>Deferred Inflows of Resources</b>						
			9,364,622		9,364,622	
<b>NET POSITION</b>						
Invested in capital assets	45,989,754	62,847,017	10,763,921	13,062,505	132,663,197	499,748
Restricted for debt service	1,534,573				1,534,573	
Unrestricted	28,313,730	4,627,414	12,551,773	467,480	45,960,397	5,708,451
<b>Total net position</b>	<b>\$ 75,838,057</b>	<b>\$ 67,474,431</b>	<b>\$ 23,315,694</b>	<b>\$ 13,529,985</b>	<b>\$ 180,158,167</b>	<b>\$ 6,208,199</b>

See notes to financial statements.

**STATEMENT OF REVENUES, EXPENSES AND CHANGES IN FUND NET POSITION**  
**PROPRIETARY FUNDS**

**Terrebonne Parish Consolidated Government**

For the year ended December 31, 2012

	Business-type Activities - Enterprise Funds				Total	Governmental Activities Internal Service Funds
	Utilities Fund	Sewerage Fund	Sanitation Maintenance Fund	Civic Center Fund		
<b>Operating Revenues</b>						
Premiums						\$ 22,581,197
Revenues from sales and service charges	\$ 37,983,435	\$ 7,757,847	\$ 7,566,614	\$ 510,264	\$ 53,818,160	4,008,903
Other operating revenues	623,626	38,712	46,696	5,252	714,286	
<b>Total operating revenues</b>	<b>38,607,061</b>	<b>7,796,559</b>	<b>7,613,310</b>	<b>515,516</b>	<b>54,532,446</b>	<b>26,590,100</b>
<b>Operating Expenses</b>						
Insurance premiums						5,207,028
Claims						17,285,403
Personal services	3,230,450	2,419,532	801,193	965,021	7,416,196	3,391,396
Supplies and materials	339,319	478,326	317,798	105,856	1,241,299	185,661
Other services and charges	5,741,217	3,118,704	11,891,184	608,307	21,359,412	1,721,276
Repairs and maintenance						23,307
Energy purchases	22,737,713				22,737,713	
Depreciation	3,065,367	2,447,555	341,974	507,324	6,362,220	150,082
Allocated expenses - services performed:						
By other departments						375,428
<b>Total operating expenses</b>	<b>35,114,066</b>	<b>8,464,117</b>	<b>13,352,149</b>	<b>2,186,508</b>	<b>59,116,840</b>	<b>28,339,581</b>
<b>Operating income (loss)</b>	<b>3,492,995</b>	<b>(667,558)</b>	<b>(5,738,839)</b>	<b>(1,670,992)</b>	<b>(4,584,394)</b>	<b>(1,749,481)</b>
<b>Non-Operating Revenues (Expenses)</b>						
Investment earnings	179,084	14,567	100,596	986	295,233	8,799
Taxes			9,811,534	296,071	10,107,605	
Intergovernmental	189,167	165,183	971,677	3,494	1,329,521	
Other non-operating revenues		28,497	55,566		84,063	5,315
Non-operating expenses	(3,094)				(3,094)	
Interest and fiscal charges		(13,571)			(13,571)	
Proceeds of capital asset disposition						1,341
<b>Total non-operating revenues (expenses)</b>	<b>365,157</b>	<b>194,676</b>	<b>10,939,373</b>	<b>300,551</b>	<b>11,799,757</b>	<b>15,455</b>
<b>Income (loss) before transfers and contributions</b>	<b>3,858,152</b>	<b>(472,882)</b>	<b>5,200,534</b>	<b>(1,370,441)</b>	<b>7,215,363</b>	<b>(1,734,026)</b>
<b>Transfers From Other Funds</b>						
General Fund				872,151	872,151	
Non-Major Funds	250,000				250,000	
Capital Projects Fund		2,614,549	1,171,887		3,786,436	
<b>Total transfers from other funds</b>	<b>250,000</b>	<b>2,614,549</b>	<b>1,171,887</b>	<b>872,151</b>	<b>4,908,587</b>	
<b>Transfer To Other Funds</b>						
General Fund	(2,540,764)		(543,904)		(3,084,668)	
Capital Projects Funds			(209,831)		(209,831)	
Grant Fund				(129,594)	(129,594)	(3,512)
<b>Total transfers to other funds</b>	<b>(2,540,764)</b>		<b>(753,735)</b>	<b>(129,594)</b>	<b>(3,424,093)</b>	<b>(3,512)</b>
<b>Capital Contributions</b>		850,605			850,605	
<b>Change in Net Position</b>	<b>1,567,388</b>	<b>2,992,272</b>	<b>5,618,686</b>	<b>(627,884)</b>	<b>9,550,462</b>	<b>(1,737,538)</b>
<b>Net Position</b>						
Beginning of year, as restated	74,270,669	64,482,159	17,697,008	14,157,869	170,607,705	7,945,737
End of year	\$ 75,838,057	\$ 67,474,431	\$ 23,315,694	\$ 13,529,985	\$ 180,158,167	\$ 6,208,199

See notes to financial statements.

**STATEMENT OF CASH FLOWS**  
**PROPRIETARY FUNDS**

**Terrebonne Parish Consolidated Government**

For the year ended December 31, 2012

	Business-type Activities - Enterprise Funds				Total	Governmental Activities Internal Service Funds
	Utilities Fund	Sewerage Fund	Sanitation Maintenance Fund	Civic Center Fund		
<b>Cash Flow from Operating Activities</b>						
Cash received from customers and users	\$ 37,424,289	\$ 7,682,784	\$ 7,764,120	\$ 541,037	\$ 53,412,230	
Cash received from interfund services provided	1,740,665				1,740,665	\$ 26,056,460
Cash payments to suppliers	(28,977,885)	(3,094,263)	(13,044,689)	(656,803)	(45,773,640)	(23,822,096)
Cash payments to employees for services and benefits	(3,022,978)	(2,237,986)	(720,004)	(907,959)	(6,888,927)	(3,069,144)
Net cash provided by (used for) operating activities	7,164,091	2,350,535	(6,000,573)	(1,023,725)	2,490,328	(834,780)
<b>Cash Flow from Noncapital Financing Activities</b>						
Advances from (to) other funds	250,000	(1,023,759)	(4,950,865)	883,577	(4,841,047)	(8,231,938)
Transfers from (to) other funds	(2,540,764)	2,614,549	418,152	742,557	1,234,494	(3,512)
Tax proceeds			9,751,790	296,071	10,047,861	
Intergovernmental proceeds	42,575	(1,688,948)	331,215	3,494	(1,311,664)	
Net cash provided by (used for) noncapital financing activities	(2,248,189)	(98,158)	5,550,292	1,925,699	5,129,644	(8,235,450)
<b>Cash Flow from Capital and Related Financing Activities</b>						
Proceeds from sale of bonds		7,947,642			7,947,642	
Proceeds from disposition of equipment						1,341
Acquisition and construction of capital assets	(3,008,866)	(11,354,169)	(1,361,093)	(24,255)	(15,748,383)	(114,315)
Interest paid on outstanding debt		(13,571)			(13,571)	
Other non-operating expenses	(3,094)	7,970			4,876	
Landfill closure			(579,692)		(579,692)	
Net cash used for capital and related financing activities	(3,011,960)	(3,412,128)	(1,940,785)	(24,255)	(8,389,128)	(112,974)
<b>Cash Flow from Investing Activities</b>						
Purchases of investments	(16,880,236)	(1,039,559)	(2,730,000)		(20,649,795)	(4,716,305)
Maturities of investments	13,867,720	609,559	4,902,138		19,379,417	11,888,774
Investment income	178,254	10,020	98,343	986	287,603	83,310
Net cash provided by (used for) investing activities	(2,834,262)	(419,980)	2,270,481	986	(982,775)	7,255,779
<b>Net Increase (Decrease) in Cash and Cash Equivalents</b>	(930,320)	(1,579,731)	(120,585)	878,705	(1,751,931)	(1,927,425)
<b>Cash and Cash Equivalents</b>						
Beginning of year	14,336,500	4,508,387	6,056,186	927,896	25,828,969	6,225,741
End of year	\$ 13,406,180	\$ 2,928,656	\$ 5,935,601	\$ 1,806,601	\$ 24,077,038	\$ 4,298,316
<b>Reconciliation of operating income (loss) to net cash provided by (used for) operating activities:</b>						
Operating income (loss)	\$ 3,492,995	\$ (667,558)	\$ (5,738,839)	\$ (1,670,992)	\$ (4,584,394)	\$ (1,749,481)
Adjustments to reconcile operating income (loss) to net cash provided by (used for) operating activities:						
Depreciation and amortization	3,065,367	2,447,555	341,974	507,324	6,362,220	150,082
Depreciation of joint venture	246,259				246,259	
(Increase) decrease in assets:						
Receivables	536,946	(113,776)	150,810	52,416	626,396	(1,377,995)
Due from other funds	(1,555,912)			98,394	(1,457,518)	712,966
Inventory				1,144	1,144	(396,266)
Due from other local governmental units				(26,895)	(26,895)	87,391
Other	240,045	20,527	55,566		316,138	(225,017)
Increase (decrease) in liabilities:						
Accounts payable and accrued expenses	(214,189)	155,052	(882,893)	(30,884)	(972,914)	1,438,299
Meter deposits	20,947				20,947	
Due to other funds	1,152,240	355,922			1,508,162	235,603
Due to component units						(424)
Due to other local governmental units	(28,130)	(23,487)	(6,267)	(7,913)	(65,797)	(23,583)
Compensated absences payable	(8,000)	(167)	1,267	2,554	(4,346)	31,729
Postemployment benefit obligations	215,523	176,467	77,809	51,127	520,926	281,916
Total adjustments	3,671,096	3,018,093	(261,734)	647,267	7,074,722	914,701
Net cash provided by (used for) operating activities	\$ 7,164,091	\$ 2,350,535	\$ (6,000,573)	\$ (1,023,725)	\$ 2,490,328	\$ (834,780)

**STATEMENT OF CASH FLOWS**  
**PROPRIETARY FUNDS**

**Terrebonne Parish Consolidated Government**

For the year ended December 31, 2012

	Business-type Activities - Enterprise Funds				Total	Governmental Activities Internal Service Funds
	Utilities Fund	Sewerage Fund	Sanitation Maintenance Fund	Civic Center Fund		
<b>Noncash Capital and Related Financing and Investing Activities</b>						
Property, plant and equipment received in noncash capital contributions		\$ 850,605			\$ 850,605	
Net increase (decrease) in fair value of investments	\$ (30,282)	(815)	\$ 641		(30,456)	
<b>Total noncash activities</b>	<u>\$ (30,282)</u>	<u>\$ 849,790</u>	<u>\$ 641</u>		<u>\$ 820,149</u>	<u>\$</u>

See notes for financial statements.

**STATEMENT OF FIDUCIARY NET POSITION**  
**FIDUCIARY FUNDS**

**Terrebonne Parish Consolidated Government**

December 31, 2012

	Agency Funds	Pension Trust Funds	Private-purpose Trust Fund Houma- Terrebonne Public Trust Financing Authority
<b>Assets</b>			
Cash and equivalents	\$ 397,865	\$ 90,390	\$ 997,780
Investments:			
Louisiana Asset Management Pool		1,750,756	
U.S. Government Securities		13,462	8,695,629
Receivables (net, where applicable of allowances for uncollectibles) - other	<u>2,027</u>		
Total assets	<u>\$ 399,892</u>	<u>\$ 1,854,608</u>	<u>9,693,409</u>
<b>Liabilities</b>			
Accounts payable	\$ 107,378		15,429
Bonds payable, net			8,193,421
Deferred servicing release fees			84,449
Due to property owners	<u>292,514</u>		
Total liabilities	<u>\$ 399,892</u>		<u>8,293,299</u>
<b>Net Position</b>			
Restricted for bond trust indenture			559,921
Unrestricted			<u>840,189</u>
Total net position		<u>\$ 1,854,608</u>	<u>\$ 1,400,110</u>

See notes to financial statements.

**STATEMENT OF CHANGES IN FIDUCIARY NET POSITION**  
**FIDUCIARY FUNDS**

**Terrebonne Parish Consolidated Government**

For the year ended December 31, 2012

	<u>Pension Trust Funds</u>	<u>Private-purpose Trust Fund Houma- Terrebonne Public Trust Financing Authority</u>
<b>Additions</b>		
Contributions - employer	\$ 124,559	
Investment income	<u>11,182</u>	<u>\$ 610,523</u>
Total additions	<u>135,741</u>	<u>610,523</u>
<b>Deductions</b>		
Benefits	166,854	
Distribution to employer	109,725	
Administrative expenses	<u>5,079</u>	<u>465,692</u>
Total deductions	<u>281,658</u>	<u>465,692</u>
<b>Change in net position</b>	(145,917)	144,831
<b>Net Position Held in Trust for Pension Benefits and Trust Indentures</b>		
Beginning of year	<u>2,000,525</u>	<u>1,255,279</u>
End of year	<u>\$ 1,854,608</u>	<u>\$ 1,400,110</u>

See notes to financial statements.



**COMBINING STATEMENT OF NET POSITION  
COMPONENT UNITS**

**Terrebonne Parish Consolidated Government**

December 31, 2012

	<u>General Government</u>			<u>Judicial Court Services</u>	
	<u>Houma- Terrebonne Regional Planning Commission</u>	<u>Terrebonne Parish Assessor</u>	<u>Terrebonne Parish Sales and Use Tax Department</u>	<u>City Court of Houma</u>	<u>District Attorney</u>
<b>ASSETS</b>					
Cash and cash equivalents	\$ 66,023	\$ 671,605	\$ 61,774	402,586	\$ 1,945,315
Investments				139,073	705,851
Receivables - net	2,386	1,529,426		36,495	5,030
Due from other governments					623,943
Due from primary government					
Inventories					
Other assets					50,952
Restricted assets:					
Cash and cash equivalents					
Capital assets:					
Non-depreciable					92,286
Depreciable, net	38,127	10,302	19,103	32,761	2,127,673
<b>Total assets</b>	<b>106,536</b>	<b>2,211,333</b>	<b>80,877</b>	<b>610,915</b>	<b>5,551,050</b>
Deferred Outflow of Resources					
<b>LIABILITIES</b>					
Accounts payable and other current liabilities	1,197	7,809	53,909	11,061	518,685
Due to other governments			7,865	122,413	
Due to primary government					
Noncurrent liabilities:					
Due within one year		76,641			16,863
Due in more than one year		1,347,062	224,504		59,081
<b>Total liabilities</b>	<b>1,197</b>	<b>1,431,512</b>	<b>286,278</b>	<b>133,474</b>	<b>594,629</b>
Deferred Inflow of Resources					
<b>NET POSITION</b>					
Net Investment in Capital Assets	38,127	10,302	19,103	32,761	2,144,015
Restricted for:					
Capital projects					
Debt service					
Other purposes					
Unrestricted (deficit)	67,212	769,519	(224,504)	444,680	2,812,406
<b>Total net position</b>	<b>\$ 105,339</b>	<b>\$ 779,821</b>	<b>\$ (205,401)</b>	<b>\$ 477,441</b>	<b>\$ 4,956,421</b>

See notes to financial statements.



Judicial Court Services				Public Safety			
Judicial District Court	Terrebonne Parish Clerk of Court	Terrebonne Parish Coroner	Terrebonne Parish Communications District	Terrebonne Parish Fire Districts			
				No. 4A	No. 5	No. 6	No. 7
\$ 1,501,655	\$ 282,172	\$ 23,271	\$ 201,761	\$ 32,703	\$ 561,996	\$ 50,702	\$ 1,195,851
3,777,382				570,896	129,981	919,758	709,329
7,323	98,007	7,157	186,144	180,042	453,607	63,494	84,482
76,333	34,242	7,900	4,535	903,036	8,451	743,313	1,091,293
	89,767		78,186	35,986	2,300	43,252	25,903
				80,500	1,577,703	4,378	218,120
257,517	262,020	99,206	1,459,658	2,194,205	598,078	1,768,348	3,052,078
5,620,210	766,208	137,534	1,930,284	3,997,368	3,332,116	3,593,245	6,377,056
7,927	20,750	10,552	27,443	31,748	87,752	25,532	95,267
46,353				26,234			5,116
			45,000	60,000	55,000	80,000	80,000
117,522	1,267,181	135,170	253,967	420,000	1,440,000	450,503	1,493,167
171,802	1,287,931	145,722	326,410	537,982	1,582,752	556,035	1,673,550
				1,086,739	462,059	904,887	1,182,152
257,517	262,020	99,206	1,209,658	1,794,705	680,781	1,332,726	1,870,198
					61,039		57,360
				378,051	95,621		212,374
5,190,891	(783,743)	(107,394)	394,216	199,891	449,864	799,597	1,381,422
\$ 5,448,408	\$ (521,723)	\$ (8,188)	\$ 1,603,874	\$ 2,372,647	\$ 1,287,305	\$ 2,132,323	\$ 3,521,354

**COMBINING STATEMENT OF NET POSITION  
COMPONENT UNITS**

**Terrebonne Parish Consolidated Government**

December 31, 2012

Public Safety

	Terrebonne Parish Fire Districts						
	No. 8	No. 9	No. 10	Bayou Cane	Coteau	Schriever	Village East
<b>ASSETS</b>							
Cash and cash equivalents	\$ 802,607	\$ 28,236	\$ 140,335	\$ 377,801	\$ 512,243	\$ 6,942	\$ 26,336
Investments	229,754	630,799	300,000	76,471		2,708,677	703,412
Receivables - net	32,177	55,435	69,340	3,811,845	102,138	68,053	20,074
Due from other governments	237,894	502,717	1,123,285		444,447	822,255	306,758
Due from primary government	74,244	2,438				72,707	
Inventories							
Other assets	210	12,717	42,259	62,677			27,498
Restricted assets:							
Cash and cash equivalents				13,129			
Capital assets:							
Non-depreciable	70,416	51,000	233,670	385,000	47,783	379,442	4,447
Depreciable, net	546,765	1,304,720	3,686,595	3,830,041	1,172,174	2,409,326	645,009
Total assets	1,994,067	2,588,062	5,595,484	8,556,964	2,278,785	6,467,402	1,733,534
Deferred Outflow of Resources							
<b>LIABILITIES</b>							
Accounts payable and other current liabilities	8,183	16,956	27,683	664,694	9,009	48,162	8,658
Due to other governments	65,110	3,654				1,213,733	
Due to primary government							
Noncurrent liabilities:							
Due within one year			158,765	81,647	109,039	135,387	
Due in more than one year		45,492	1,096,133	114,769	402,175	3,016,302	
Total liabilities	73,293	66,102	1,282,581	861,110	520,223	4,413,584	8,658
Deferred Inflow of Resources	335,470	549,309	1,196,472	3,240,375	519,023	890,308	328,000
<b>NET POSITION</b>							
Net Investment in Capital Assets	617,181	1,355,720	2,665,367	4,133,394	708,743	345,114	649,456
Restricted for:							
Capital projects						52,129	
Debt service			304,667			149,252	
Other purposes							
Unrestricted (deficit)	968,123	616,931	146,397	322,085	530,796	617,015	747,420
Total net position	<u>\$ 1,585,304</u>	<u>\$ 1,972,651</u>	<u>\$ 3,116,431</u>	<u>\$ 4,455,479</u>	<u>\$ 1,239,539</u>	<u>\$ 1,163,510</u>	<u>\$ 1,396,876</u>

See notes to financial statements.

Terrebonne Levee and Conservation District	Health and Welfare Services			Culture and Recreation			
	Terrebonne ARC	Terrebonne Council on Aging, Inc.	Terrebonne General Medical Center	Terrebonne Parish Recreation Districts			
				No. 1	No. 2/3	No. 3	No. 4
\$ 19,047,690	\$ 1,709,761	\$ 14,902,775	\$ 7,742,000	\$ 1,711,960	\$ 1,714,685	\$ 133,299	\$ 127,625
	8,905,351	830,444	154,132,000				598,629
91,585	67,719	240,023	25,711,000	55,873	98,400	9,632	71,196
13,833,286	403,005	70,714		660,746	999,116	143,145	373,864
	117,488		3,722,000				
19,971	23,240	514,350	8,887,000			70	
121,461	306,385	2,353,835	28,630,000	48,841	285,555	102,098	84,503
187,167,519	3,682,918	9,500,757	121,807,000	1,243,166	1,666,200	295,138	431,633
<u>220,281,512</u>	<u>15,215,867</u>	<u>28,412,898</u>	<u>350,631,000</u>	<u>3,720,586</u>	<u>4,763,956</u>	<u>683,382</u>	<u>1,687,450</u>
10,821,869	257,658	1,091,414	19,682,000	14,484		8,627	3,194
500,000				55	6,843	5,612	
			1,740,000	70,000			
457,746	175,690	184,858	55,777,000	525,000			8,862
<u>11,779,615</u>	<u>433,348</u>	<u>1,276,272</u>	<u>77,199,000</u>	<u>609,539</u>	<u>6,843</u>	<u>14,239</u>	<u>12,056</u>
<u>1,879,210</u>		<u>2,882,225</u>		<u>725,072</u>	<u>1,125,818</u>	<u>152,777</u>	<u>446,719</u>
187,288,980	3,989,303	5,537,174	93,341,000	697,007	1,951,755	397,236	516,136
19,791,386		10,899	3,090,000	341,758			
		3,911,463					
(457,679)	10,793,216	14,794,865	177,001,000	1,347,210	1,679,540	119,130	712,539
<u>\$ 206,622,687</u>	<u>\$ 14,782,519</u>	<u>\$ 24,254,401</u>	<u>\$ 273,432,000</u>	<u>\$ 2,385,975</u>	<u>\$ 3,631,295</u>	<u>\$ 516,366</u>	<u>\$ 1,228,675</u>

**COMBINING STATEMENT OF NET POSITION  
COMPONENT UNITS**

**Terrebonne Parish Consolidated Government**

December 31, 2012

Culture and Recreation

	Terrebonne Parish Recreation Districts						
	No. 5	No. 6	No. 7	No. 8	No. 9	No. 10	No. 11
<b>ASSETS</b>							
Cash and cash equivalents	\$ 723,409	\$ 714,799	\$ 634,826	\$ 346,626	\$ 85,567	\$ 218,037	\$ 79,151
Investments	140,468	214	333,477		576,095	100,000	47,016
Receivables - net	22,763	13,431	619,344	15,542	75,867	27,264	121,697
Due from other governments	225,170	566,531		262,228	675,541	460,879	1,169,746
Due from primary government							
Inventories							
Other assets	4,621	20,305	1,000	5,167	24,808	38,745	
Restricted assets:							
Cash and cash equivalents							
Capital assets:							
Non-depreciable	210,694	47,000	36,790	70,820	71,500	52,358	210,861
Depreciable, net	168,943	2,314,679	692,324	404,826	1,018,364	1,698,127	2,807,360
<b>Total assets</b>	<b>1,496,068</b>	<b>3,676,959</b>	<b>2,317,761</b>	<b>1,105,209</b>	<b>2,527,742</b>	<b>2,595,410</b>	<b>4,435,831</b>
Deferred Outflow of Resources							
<b>LIABILITIES</b>							
Accounts payable and other current liabilities	3,595	15,945	29,845	4,931	9,621	24,587	12,459
Due to other governments				1,119	626	1,244	30,586
Due to primary government							
Noncurrent liabilities:							
Due within one year	3,000	76,000				45,000	105,000
Due in more than one year	3,708	1,354,000				61,611	406,449
<b>Total liabilities</b>	<b>10,303</b>	<b>1,445,945</b>	<b>29,845</b>	<b>6,050</b>	<b>10,247</b>	<b>132,442</b>	<b>554,494</b>
Deferred Inflow of Resources	252,029	579,604	930,674	286,584	759,295	490,807	1,305,632
<b>NET POSITION</b>							
Net Investment in Capital Assets	379,637	931,679	729,114	475,646	1,089,864	1,655,485	2,568,221
Restricted for:							
Capital projects							20,601
Debt service		129,257				68,020	
Other purposes							
Unrestricted (deficit)	854,099	590,474	628,128	336,929	668,336	248,656	(13,117)
<b>Total net position</b>	<b>\$ 1,233,736</b>	<b>\$ 1,651,410</b>	<b>\$ 1,357,242</b>	<b>\$ 812,575</b>	<b>\$ 1,758,200</b>	<b>\$ 1,972,161</b>	<b>\$ 2,575,705</b>

See notes to financial statements.

Culture and Recreation		Economic Development and Assistance				Utilities	
Terrebonne Parish Library	Terrebonne Parish Veterans' Memorial District	Houma Area Convention and Visitors Bureau	Houma-Terrebonne Airport Commission	Terrebonne Economic Development Authority	Terrebonne Parish Port Commission	Consolidated Waterworks District No. 1	Total
\$ 160,550	\$ 31,550	\$ 1,104,939	\$ 1,389,143	\$ 764,884	\$ 339,581	\$ 3,333,675	\$ 65,908,446
2,215,731	1,302,534	1,190,376	6,358,389				188,332,107
600,106	29,893	71,602	11,415		4,953	1,699,977	36,471,937
831,852	385,324	43,398	54,715	215,686	2,619,403	1,363,764	32,283,980
	45						153,969
	19,981	5,664	40,461	102,003	12,536	529,477	4,368,965
						2,571,674	12,763,303
					4,638,789	8,952,919	13,604,837
7,598	50,801	306,313	4,005,489		25,808,149	940,380	66,896,176
20,511,556	629,130	605,086	20,984,127	94,931	44,450,331	75,202,333	522,890,154
<u>24,327,393</u>	<u>2,449,258</u>	<u>3,327,378</u>	<u>32,843,739</u>	<u>1,177,504</u>	<u>77,873,742</u>	<u>94,594,199</u>	<u>943,673,874</u>
<u>266,689</u>						<u>116,175</u>	<u>382,864</u>
195,851	33,354	105,228	352,200	17,559	3,694,881	513,970	38,576,249
				129,866	7,946		2,174,375
					3,787		3,787
755,000	149,000		182,667	1,495	209,300	1,711,665	5,946,469
7,201,507	1,435,000		2,769,357	3,506	2,798,629	15,172,107	100,218,058
<u>8,152,358</u>	<u>1,617,354</u>	<u>105,228</u>	<u>3,304,224</u>	<u>152,426</u>	<u>6,714,543</u>	<u>17,397,742</u>	<u>146,918,938</u>
	409,985					2,380,142	25,301,367
13,656,507	398,660	911,399	22,050,089	89,930	67,271,618	60,857,832	487,010,366
1,943,071					4,638,789		24,632,203
842,146	23,259	2,310,751	7,489,426	935,148	(751,208)	1,931,120	8,643,191
						5,553,166	9,464,629
						6,590,372	242,086,044
<u>\$ 16,441,724</u>	<u>\$ 421,919</u>	<u>\$ 3,222,150</u>	<u>\$ 29,539,515</u>	<u>\$ 1,025,078</u>	<u>\$ 71,159,199</u>	<u>\$ 74,932,490</u>	<u>\$ 771,836,433</u>

**COMBINING STATEMENT OF ACTIVITIES  
COMPONENT UNITS**

**Terrebonne Parish Consolidated Government**

For the year ended December 31, 2012

	General Government			Judicial Court Services		
	Houma- Terrebonne Regional Planning Commission	Terrebonne Parish Assessor	Terrebonne Parish Sales and Use Tax Department	Total General Government	City Court of Houma	District Attorney
<b>EXPENSES</b>	<u>\$ 36,833</u>	<u>\$ 1,888,585</u>	<u>\$ 1,161,970</u>	<u>\$ 3,087,388</u>	<u>\$ 918,160</u>	<u>\$ 4,795,608</u>
<b>PROGRAM REVENUES:</b>						
Charges for services	30,305		1,111,255	1,141,560	905,453	1,809,692
Operating grants and contributions		174,232	6,200	180,432	42,621	2,500,718
Capital grants and contributions						
Net program (expenses) revenue	<u>(6,528)</u>	<u>(1,714,353)</u>	<u>(44,515)</u>	<u>(1,765,396)</u>	<u>29,914</u>	<u>(485,198)</u>
<b>GENERAL REVENUES:</b>						
Taxes:						
Property		1,560,255		1,560,255		
Sales and use						
Occupancy						
Grants and contributions not restricted to specific programs						
Investment earnings	86	1,568		1,654	8,868	2,314
Other income		9,585	202	9,787	(664)	71,339
Total general revenues	<u>86</u>	<u>1,571,408</u>	<u>202</u>	<u>1,571,696</u>	<u>8,204</u>	<u>73,653</u>
Change in net position	(6,442)	(142,945)	(44,313)	(193,700)	38,118	(411,545)
Net position-beginning, as restated	<u>111,781</u>	<u>922,766</u>	<u>(161,088)</u>	<u>873,459</u>	<u>439,323</u>	<u>5,367,966</u> *
Net position-ending	<u>\$ 105,339</u>	<u>\$ 779,821</u>	<u>\$ (205,401)</u>	<u>\$ 679,759</u>	<u>\$ 477,441</u>	<u>\$ 4,956,421</u>

See notes to financial statements.

\*As restated

Judicial Court Services			Public Safety					
Judicial District Court	Terrebonne Parish Clerk of Court	Total Judicial Court Services	Terrebonne Parish Coroner	Terrebonne Parish Communications District	Terrebonne Parish Fire Districts			
					No. 4A	No. 5	No. 6	No. 7
\$ 2,169,659	\$ 4,615,926	\$ 12,499,353	\$ 890,112	\$ 1,528,205	\$ 1,255,523	\$ 476,469	\$ 641,794	\$ 1,221,548
984,969	4,243,904	7,944,018	241,904	1,479,985				
1,097,511		3,640,850	645,484	11,100	63,407	28,680	56,540	102,001
(87,179)	(372,022)	(914,485)	(2,724)	(37,120)	(1,192,116)	(447,789)	(585,254)	(1,119,547)
					1,108,291	460,257	796,833	2,181,268
14,589	5,054	30,825	22	107	2,490	764	1,452	5,051
		70,675	21,263		32,565	21,800	23,679	2,926
14,589	5,054	101,500	21,285	107	1,143,346	482,821	821,964	2,189,245
(72,590)	(366,968)	(812,985)	18,561	(37,013)	(48,770)	35,032	236,710	1,069,698
5,520,998	(154,755)	11,173,532	(26,749)	1,640,887	2,421,417 *	1,252,273	1,895,613	2,451,656 *
\$ 5,448,408	\$ (521,723)	\$ 10,360,547	\$ (8,188)	\$ 1,603,874	\$ 2,372,647	\$ 1,287,305	\$ 2,132,323	\$ 3,521,354

**COMBINING STATEMENT OF ACTIVITIES  
COMPONENT UNITS**

**Terrebonne Parish Consolidated Government**

For the year ended December 31, 2012

Public Safety

	Terrebonne Parish Fire Districts							Terrebonne Levee and Conservation District
	No. 8	No. 9	No. 10	Bayou Cane	Coteau	Schriever	Village East	
<b>EXPENSES</b>	<u>\$ 361,588</u>	<u>\$ 546,557</u>	<u>\$ 1,508,368</u>	<u>\$ 3,995,695</u>	<u>\$ 434,922</u>	<u>\$ 737,101</u>	<u>\$ 167,907</u>	<u>\$ 9,506,217</u>
<b>PROGRAM REVENUES:</b>								
Charges for services								
Operating grants and contributions	17,550	43,841	65,900	1,082,228	24,700	66,645	30,955	1,160,120
Capital grants and contributions			32,509					57,037,569
Net program (expenses) revenue	<u>(344,038)</u>	<u>(502,716)</u>	<u>(1,409,959)</u>	<u>(2,913,467)</u>	<u>(410,222)</u>	<u>(670,456)</u>	<u>(136,952)</u>	<u>48,691,472</u>
<b>GENERAL REVENUES:</b>								
Taxes:								
Property	389,750	592,956	1,290,434	3,553,337	462,974	805,981	325,867	3,700,956
Sales and use								
Occupancy								
Grants and contributions not restricted to specific programs								
Investment earnings	6,333	1,429	5,241	3,165	337	4,107	893	16,736
Other income		25,161	17,682	97,732	7,583	4,016		14,396
Total general revenues	<u>396,083</u>	<u>619,546</u>	<u>1,313,357</u>	<u>3,654,234</u>	<u>470,894</u>	<u>814,104</u>	<u>326,760</u>	<u>3,732,088</u>
Change in net position	52,045	116,830	(96,602)	740,767	60,672	143,648	189,808	52,423,560
Net position-beginning, as restated	<u>1,533,259</u>	<u>1,855,821</u>	<u>3,213,033 *</u>	<u>3,714,712</u>	<u>1,178,867</u>	<u>1,019,862 *</u>	<u>1,207,068 *</u>	<u>154,199,127</u>
Net position-ending	<u>\$ 1,585,304</u>	<u>\$ 1,972,651</u>	<u>\$ 3,116,431</u>	<u>\$ 4,455,479</u>	<u>\$ 1,239,539</u>	<u>\$ 1,163,510</u>	<u>\$ 1,396,876</u>	<u>\$ 206,622,687</u>

See notes to financial statements.

\*As restated



Public Safety	Health and Welfare Services				Culture and Recreation				
	Total Public Safety	Terrebonne ARC	Terrebonne Council on Aging, Inc.	Terrebonne General Medical Center	Total Health and Welfare Services	Terrebonne Parish Recreation Districts			
						No. 1	No. 2/3	No. 3	No. 4
\$ 23,272,006	\$ 7,828,657	\$ 6,461,596	\$ 169,736,000	\$ 184,026,253	\$ 563,957	\$ 521,103	\$ 138,066	\$ 430,903	
1,721,889	4,614,510	134,650	173,598,000	178,347,160	68,557	33,104	29,323	25,495	
3,399,151	6,328	1,335,174		1,341,502	31,091	21,558	5,484	9,498	
57,070,078	192,266	274,841		467,107					
38,919,112	(3,015,553)	(4,716,931)	3,862,000	(3,870,484)	(464,309)	(466,441)	(103,259)	(395,910)	
15,668,904		5,542,471		5,542,471	702,014	1,028,677	143,662	456,524	
48,127	3,860,014	311,222		4,171,236					
268,803	158,069	53,998	7,991,000	8,044,998	1,986	1,014	135	905	
		40,655		198,724		4,795	5,000	85	
15,985,834	4,018,083	5,948,346	7,991,000	17,957,429	704,000	1,034,486	148,797	457,514	
54,904,946	1,002,530	1,231,415	11,853,000	14,086,945	239,691	568,045	45,538	61,604	
177,556,846	13,779,989	23,022,986 *	261,579,000	298,381,975	2,146,284 *	3,063,250	470,828	1,167,071	
\$ 232,461,792	\$ 14,782,519	\$ 24,254,401	\$ 273,432,000	\$ 312,468,920	\$ 2,385,975	\$ 3,631,295	\$ 516,366	\$ 1,228,675	

**COMBINING STATEMENT OF ACTIVITIES  
COMPONENT UNITS**

**Terrebonne Parish Consolidated Government**

For the year ended December 31, 2012

Culture and Recreation

	No. 5	No. 6	No. 7	No. 8	No. 9	No. 10	No. 11
<b>EXPENSES</b>	\$ 126,726	\$ 521,265	\$ 533,161	\$ 246,571	\$ 630,597	\$ 569,344	\$ 1,266,293
<b>PROGRAM REVENUES:</b>							
Charges for services		36,668	35,852	6,412	255,471	37,536	91,050
Operating grants and contributions	18,462	7,240	20,000	14,470	25,737	38,631	76,242
Capital grants and contributions							
Net program (expenses) revenue	(108,264)	(477,357)	(477,309)	(225,689)	(349,389)	(493,177)	(1,099,001)
<b>GENERAL REVENUES:</b>							
Taxes:							
Property	237,239	703,482	609,319	312,522	739,940	570,037	1,263,590
Sales and use							
Occupancy							
Grants and contributions not restricted to specific programs							
Investment earnings	1,314	8,681	467	315	2,704	2,083	3,256
Other income	1,752	2,299	4,520		5,255	251	25,906
Total general revenues	240,305	714,462	614,306	312,837	747,899	572,371	1,292,752
Change in net position	132,041	237,105	136,997	87,148	398,510	79,194	193,751
Net position-beginning, as restated	1,101,695	1,414,305 *	1,220,245	725,427	1,359,690	1,892,967 *	2,381,954 *
Net position-ending	\$ 1,233,736	\$ 1,651,410	\$ 1,357,242	\$ 812,575	\$ 1,758,200	\$ 1,972,161	\$ 2,575,705

See notes to financial statements.

\*As restated

Culture and Recreation			Economic Development and Assistance				Utilities		
Terrebonne Parish Library	Terrebonne Parish Veterans' Memorial District	Total Culture and Recreation	Houma Area Convention and Visitors Bureau	Houma-Terrebonne Airport Commission	Terrebonne Economic Development Authority	Terrebonne Parish Port Commission	Total Economic Development and Assistance	Consolidated Waterworks District No. 1	Total
\$ 6,119,323	\$ 173,055	\$ 11,840,364	\$ 2,059,137	\$ 2,034,576	\$ 755,497	\$ 2,530,024	\$ 7,379,234	\$ 14,192,951	\$ 256,297,549
49,183		668,651			673,491		673,491	15,454,931	205,951,700
46,759	16,058	331,230		1,741,907	162,930	549,172	2,454,009		11,347,174
			5,000	1,716,556		21,998,632	23,720,188	721,426	81,978,799
(6,023,381)	(156,997)	(10,840,483)	(2,054,137)	1,423,887	80,924	20,017,780	19,468,454	1,983,406	42,980,124
5,932,911	385,415	7,152,421							29,924,051
		5,932,911	1,563,218				1,563,218		5,932,911
								113,252	4,284,488
848	1,886	25,594	3,164	184,444	3,582	1,409	192,599	14,255	8,358,052
29,837	494	80,194	299	42,086	67,807	163,241	273,433	247,311	1,148,927
5,963,596	387,795	13,191,120	1,566,681	226,530	71,389	164,650	2,029,250	374,818	51,211,647
(59,785)	230,798	2,350,637	(487,456)	1,650,417	152,313	20,182,430	21,497,704	2,358,224	94,191,771
16,501,509 *	191,121	33,636,346	3,709,606	27,889,098	872,765	50,976,769	83,448,238	72,574,266	677,644,662
\$ 16,441,724	\$ 421,919	\$ 35,986,983	\$ 3,222,150	\$ 29,539,515	\$ 1,025,078	\$ 71,159,199	\$ 104,945,942	\$ 74,932,490	\$ 771,836,433



**CONTENTS OF NOTES TO FINANCIAL STATEMENTS**

**Terrebonne Parish Consolidated Government**

December 31, 2012

	<u>Page Number</u>
Note 1 - Summary of Significant Accounting Policies:	
A. Financial Reporting Entity	66
B. Basis of Presentation	70
C. Basis of Accounting and Measurement Focus	73
D. Assets, Liabilities and Fund Equity	74
E. New GASB Statements	79
F. Restatement of Net Position/ Fund Balances	80
Note 2 - Stewardship, Compliance and Accountability	
A. Budgetary Information	81
B. Deficit Fund Balance and Net Position of Individual Funds	81
C. Expenditures/Expenses Exceeding Appropriations	81
Note 3 - Property Taxes	82
Note 4 - Deposits and Investments	83
Note 5 - Receivables	87
Note 6 - Due To and From Other Governmental Units	88
Note 7 - Restricted Assets	89
Note 8 - Changes in Capital Assets	90
Note 9 - Accounts Payable and Other Current Liabilities	93
Note 10 - Long-Term Debt	93
Note 11 - Due To And From Other Funds	98
Note 12 - Major Suppliers - Enterprise Funds	100
Note 13 - Investment in LEPA	100
Note 14 - Interdepartmental - Utilities Usage	101
Note 15 - Reconciliation of Transfers	101
Note 16 - Operating Leases	103
Note 17 - Risk Management	104
Note 18 - Commitments and Contingencies	106
Note 19 - Postretirement Hospitalization and Life Insurance Benefits	106
Note 20 - Pension Plans	109
Note 21 - Landfill Closure and Postclosure Care Cost	114
Note 22 - On-Behalf Payments For Supplemental Pay	115
Note 23 - Subsequent Events	115

## NOTES TO FINANCIAL STATEMENTS

### Terrebonne Parish Consolidated Government

December 31, 2012

#### Note 1 -SUMMARY OF SIGNIFICANT ACCOUNTING POLICIES

The Terrebonne Parish Consolidated Government (the Parish) complies with accounting principles generally accepted in the United States of America (GAAP). GAAP includes all relevant Governmental Accounting Standards Board (GASB) pronouncements. The accounting and reporting framework and the more significant accounting policies are discussed in subsequent subsections of this Note.

##### A. Financial Reporting Entity

The Terrebonne Parish Home Rule Charter consolidated the governmental functions of the City of Houma and the Terrebonne Parish Police Jury as the Terrebonne Parish Consolidated Government (the Parish) effective January 1, 1984. The financial reporting entity consists of (1) the primary government (all funds under the auspices of the Parish President and the Parish Council), (2) organizations for which the primary government is financially accountable, and (3) other organizations for which the nature and significance of their relationship with the primary government are such that exclusion would cause the reporting entity's financial statements to be misleading or incomplete.

GASB Statement No. 14, *The Financial Reporting Entity*, and GASB Statement No. 39, *Determining Whether Certain Organizations Are Component Units – an amendment of GASB Statement No. 14* established the criterion for determining which component units should be considered part of the Parish for financial reporting purposes. The basic criteria are as follows:

1. Legal status of the potential component unit including the right to incur its own debt, levy its own taxes and charges, expropriate property in its own name, sue and be sued, and the right to buy, sell and lease property in its own name.
2. Whether the governing authority appoints a majority of the board members of the potential component unit.
3. Fiscal interdependency between the Parish and the potential component unit.
4. Imposition of will by the Parish on the potential component unit.
5. Financial benefit/burden relationship between the Parish and the potential component unit.

Based on the previous criteria, Parish management has included the following component units in the reporting entity:

##### Blended Component Units

These component units, although legally separate entities, are, in substance, part of the Parish's operations and so audited data as of and for the year ended December 31, 2012 from these units are combined with data of the primary government. The expenditures of these blended component units are provided for in the Parish's operating and capital budgets.

Houma Community Mineral Lease (the "HCML") - The HCML was created to establish the City of Houma, subsequently the Terrebonne Parish Consolidated Government, as an agent of certain property owners to annually distribute mineral royalties collected thru this agency fund. The HCML irrevocably appointed governing authority is the Parish President and Council Members. Fiscal dependency exists since the Parish provides office space, personnel and related expenditures to this agency fund.

Note 1 - SUMMARY OF SIGNIFICANT ACCOUNTING POLICIES (Continued)

A. Financial Reporting Entity (continued)

Police Pension & Relief Board and Firemen's Pension & Relief Board - Imposition of will exist because the Boards consist of Parish officials (elected and appointed) and employees of the related police and fire departments. In addition, a financial burden exists because the Parish is obligated for the unfunded future liability over the employee/employer's regular contribution, if any. The Parish also provides secretarial and accounting services for these pension trust funds.

Discrete Component Units

The component unit columns in the government-wide financial statements include the audited financial data of the Parish's other component units as of and for the year ended December 31, 2012, unless otherwise noted. They are reported in a separate column to emphasize that they are legally separate from the Parish.

The Louisiana State Constitution provides for independently elected legally separate parish officials. These officials have statutorily defined sources of funds that are used for operating and/or capital purposes. However, the Constitution mandates parish governments fund a significant portion of the operating budgets of these officials furthermore parish governments are obligated to cover revenue shortfalls in the operational and/or capital budgets of these officials. There is a potential for these entities to impose significant financial burdens on the Parish. Thus, the Parish may be financially accountable for these entities. As a result fiscal interdependency relationships exist between the Parish and the following officials:

District Attorney of the Thirty-Second Judicial District (the "DA") - The DA is a separately elected official. A financial dependency exists to the extent the Parish provides and maintains offices, salaries and various related expenses as statutorily mandated.

Thirty-Second Judicial District Court (the "JDC") - The JDC is part of the operations of the district court system. A fiscal dependency exists to the extent the Parish provides and maintains the Parish courthouse, judges' courtrooms, offices and various related expenses as statutorily mandated.

Terrebonne Parish Clerk of Court (the "Clerk") (June 30, 2012) and the Terrebonne Parish Tax Assessor (the "Assessor") - The Clerk and the Assessor are separately elected officials. Fiscal dependency exists since the Parish provides and maintains the offices of the Clerk and Assessor. Title to real property is in the name of the Parish. The substance of the relationship between these officials and the Parish is that the Parish has approval authority over the officials' capital budgets. The Parish is also entitled to fifty percent of any surplus general funds of the Clerk of Court at the end of the Clerk's elected term.

City Court of Houma (the "City Court") - The City Court Judge is a separately elected official within the Houma Municipal Boundaries and is a part of the operations of the city court system. A financial dependency exists to the extent the Parish provides and maintains the City Courthouse, the judge's courtroom and offices and various related expenses. A financial burden exists to the Parish due to the financial benefit received by City Court (office space and maintenance, salaries and related expenditures.)

Terrebonne Parish Coroner (the "Coroner") - The Coroner is a separately elected official. The Parish is responsible for paying fees to the Coroner for services provided to the public. There is a fiscal dependence since the Parish must approve the rates set by the Coroner.

**Note 1 - SUMMARY OF SIGNIFICANT ACCOUNTING POLICIES (Continued)**

**A. Financial Reporting Entity (continued)**

Terrebonne Parish Port Commission (the "Commission") -The Commission is governed by a separate seven member board of which five members are appointed by the Parish President and the Parish Council and two members are nominated by the Chamber of Commerce and appointed by the Parish Council. Although the Commission is legally separate, the Parish provides office space, personnel and accounting services.

Terrebonne Parish Sales & Use Tax Department - This separate department of the Parish collects all sales taxes levied in Terrebonne Parish, under the jurisdiction of the Parish. At present, the Parish, Terrebonne Parish School Board and Terrebonne Parish Sheriff levy those taxes. The composition of the Advisory Board is made up of equal members from the Parish and Parish School Board, the Sheriff and a member from the Terrebonne Parish Library Board of Control. However, the decisions of the Advisory Board are ratified by the Parish Council and as the governing authority the Parish Council can impose its will. In addition, the director is appointed by the Parish President and ratified by the Parish Council. However, this component unit does not provide services entirely, or almost entirely, to the Parish.

Terrebonne Levee and Conservation District (June 30, 2012) – This is a separate political subdivision of the State of Louisiana governed by a separate board of commissioners consisting of nine members appointed by the governor selected from a list of nominations from the following: six (6) appointments from the legislative delegation; two (2) from the Terrebonne Parish President (with approval from the Terrebonne Parish Council); one (1) chosen from five submissions by the local American Legion Posts. A one-quarter percent (1/4%) sales tax is collected by the Parish for the purpose of constructing and maintaining the Morganza to the Gulf hurricane protection system. The Parish has the ability to impose its will on the Levee District because the Parish Council can modify or approve the budget for the Morganza to the Gulf project before forwarding the funds to the Levee District.

Terrebonne Parish Veterans' Memorial District – was created by action of the Louisiana Legislature during the 2008 Regular Legislative Session, under Act No. 231, and by Terrebonne Parish Council on behalf of the Terrebonne Consolidated Government, Ordinance No. 6499 on August 13, 2008. The Board of Directors consist of nine members, all of whom shall be citizens of Terrebonne Parish, and six of whom shall be honorably discharged veterans of a branch of the United States Armed Services. Two members are appointed by the Parish President; four members are appointed by the Parish Council from a list submitted by various veterans organizations domiciled in Terrebonne Parish; one member by the Parish Council from a list of three names submitted by the Regional Military Museum; and two members appointed by the legislative delegation.

The board shall have the powers and duties of a veterans' memorial district governing body as provided by law, with its primary purpose to operate, maintain and supply in Terrebonne Parish a regional military museum and Veterans Memorial Park on Louisiana Highway 311, except that approval of the Terrebonne Parish Council shall first be obtained prior to any of the following actions by the board:

1. Adoption of an annual budget.
2. Purchase, sale or encumbrance of immovable property.
3. Submitting for voter approval any tax proposal.
4. Any other matter or action as determined by ordinance adopted by the Terrebonne Parish Consolidated Government.

Other Special Districts - There are a number of special districts located in the Parish that provide services to a limited number of parish citizens. The Parish appoints all board members of these districts, can remove appointed members of the boards at will and has a financial benefit/burden or dependency relationship with each special district. Therefore, the Parish can impose its will on these districts. While these districts are responsible for obtaining voter approval for the levy of taxes or debt issuance, all related Louisiana State Bond Commission approvals must be obtained through the Parish. Certain agencies have different year-ends as indicated. These agencies are:



Note 1 - SUMMARY OF SIGNIFICANT ACCOUNTING POLICIES (Continued)

A. Financial Reporting Entity (continued)

Parish Recreation Districts No. 1 - 11  
Parish Fire Protection Districts No. 4A, 5, 6, 7, 8, 9 and 10  
Bayou Cane Fire District, Coteau Fire District, Schriever Fire District,  
Village East Fire District  
Houma-Terrebonne Regional Planning Commission  
Terrebonne Parish Library  
Terrebonne Parish Communications District  
Consolidated Waterworks District No. 1 – June 30, 2012  
Terrebonne General Medical Center - March 31, 2012  
Houma-Terrebonne Public Trust Financing Authority - March 31, 2012

In addition, there are special districts whose board members are appointed with “special circumstance.” That is, some members may be appointed by separate organizations, or the Parish Council will appoint the members from lists of nominations from separate organizations. Certain special districts have different year-ends as indicated. Each of these special districts has a financial benefit or burden to the Parish and/or a fiscal dependency on the Parish or the Parish can impose its will on the organization.

Houma Area Convention and Visitors Bureau (The Bureau) – created and established by the Parish Council, which appoints the governing authority through which the Parish Council can impose its will on the Bureau.

Terrebonne ARC (TARC) – (June 30, 2012) – organized as a not-for-profit corporation under Internal Revenue Code Section 501(c)3. The Parish Council levies and collects a 5.33 mill parish-wide ad valorem tax for the purposes of operating, maintaining, and constructing facilities to provide for the needs of mentally handicapped individuals. TARC receives 100% of the millage proceeds under a 10 year contract which runs concurrently with the millage. The millage was last renewed in a parish-wide election in 2006. The contract places a fiscal burden on the Parish and provides TARC with a significant portion of its operating revenues. In addition the contract requires TARC to follow certain state laws generally limited to local governments, including the approval of TARC’s annual operating and capital budgets by the Parish Council.

Terrebonne Parish Council on Aging, Inc. (TCOA) – (June 30, 2012) – created under state law authorizing the charter of a voluntary council on aging for the welfare of aging people in each parish of the state. The Parish Council levies and collects 7.14 mill parish – wide ad valorem tax dedicated to TCOA. The millage provides TCOA with a significant portion of its operating revenues and places a fiscal burden on the Parish.

Houma-Terrebonne Airport Commission (HTAC) – created and established by the City of Houma and Terrebonne Parish Police Jury, which consolidated to form the Parish. HTAC is subject to the imposition of will by the Parish Council through the Council’s appointments of all 8 members of HTAC’s governing authority.

Terrebonne Economic Development Authority (TEDA) – created and established by the Parish Council, TEDA is a public-private partnership, which replaced the Parish’s Economic Development Department. TEDA is governed by a fourteen member voting board appointed by the Parish Council from nominations received from area business organizations, other local governments, the Parish President and the Parish Council. The Parish Council can impose its will on TEDA through these appointments. In addition, TEDA is funded through a 50% dedication of occupational license fees levied and collected by the Parish. The funding of TEDA creates a financial burden on the Parish.

**Note 1 - SUMMARY OF SIGNIFICANT ACCOUNTING POLICIES (Continued)**

**A. Financial Reporting Entity (continued)**

Complete financial statements of the individual component units may be obtained from their respective administration offices or from the Terrebonne Parish Consolidated Government at the Government Tower, 8026 Main Street, Suite 300, Houma, Louisiana 70360.

Component units generally follow the same accounting policies as the primary government with the exception of the Terrebonne Parish Assessor, which recognizes ad valorem taxes during the year levied. The Primary Government and all other component units' budget current year taxes as levied for next year.

**Related Organizations**

Parish officials are also responsible for appointing members of the boards of other organizations. The Parish's accountability does not extend beyond making the appointments. The Houma Housing Authority is a related organization. The organization's financial statements can be obtained at their administrative offices as follows:

Houma Housing Authority  
Wayne Thibodeaux, Executive Director  
7491 Park Avenue  
Houma, LA 70360

**B. Basis of Presentation**

The Parish's basic financial statements consist of the government-wide statements on all of the non-fiduciary activities of the primary government and its non-fiduciary component units and the fund financial statements (individual major funds and combined non-major funds).

**Government-Wide Financial Statements**

The government-wide financial statements (i.e. the statement of net position and the statement of activities) report information on all of the non-fiduciary activities of the primary government and its component units. For the most part, the effect of interfund activity has been removed from these statements. Exceptions to the rule are payments between various functions of government and the enterprise funds for charges such as electric and gas. The government-wide presentation focuses primarily on the sustainability of the Parish as an entity and the change in aggregate financial position resulting from the activities of the fiscal period.

*Governmental Activities* represent programs, which normally are supported by taxes and intergovernmental revenues.

*Business-Type Activities* are financed in whole or in part by fees charged to external parties for goods and services.

The primary government is reported separately from the legally separate component units as detailed in section (A) of this note.

The statement of activities demonstrates the degree to which the direct expenses of a given function or segments are offset by program revenues. Direct expenses are those that are clearly identifiable with a specific function or segment. Indirect costs are not allocated by function for financial reporting in this statement; however, certain indirect costs have been directly allocated as administrative fees to grants and fund programs. Program revenue include: (1) charges to customers or applicants who purchase, use or directly benefit from goods, services, or privileges provided by a given function or segment, and (2) grants and contributions that are restricted to meeting the operational or capital requirements of a particular function or segment. Taxes and other items not properly included among program revenues are reported instead as general revenues. This includes internally dedicated resources such as a restricted property tax.

**Note 1 - SUMMARY OF SIGNIFICANT ACCOUNTING POLICIES (Continued)**

**B. Basis of Presentation (continued)**

**Fund Financial Statements**

Separate financial statements are provided for governmental funds, proprietary funds, and fiduciary funds, even though the latter are excluded from the government-wide financial statements. Major individual governmental and proprietary funds are reported as separate columns in the fund financial statements.

The daily accounts and operations of the Parish are organized on the basis of individual funds, each of which is considered a separate accounting entity. The operations of each fund are accounted for with a separate set of self-balancing accounts that comprise its assets, deferred outflows of resources, liabilities, deferred inflows of resources, equity, revenues, expenditures or expenses, as appropriate. Government resources are allocated to and accounted for in individual funds based on the purpose for which they are to be spent and the means by which spending activities are controlled. The various funds of the primary government are grouped, into generic fund types and three broad fund categories as follows:

Governmental activities presented as governmental funds in the fund financial statements:

**General Fund** – The General Fund is the general operating fund of the Parish. The General Fund accounts and reports for all financial resources not accounted and reported for in other funds. The General Fund is always a major fund.

**Special revenue funds** – special revenue funds are used to account for the proceeds of specific revenue sources (other than major capital projects) that are restricted or committed to expenditures for specified purposes. Special revenue funds reported as major funds in the fund financial statements are as follows:

**Public Safety Fund** – accounts for and reports revenues the proceeds of ad valorem taxes restricted to the City of Houma. Proceeds are used for operating, maintaining and purchasing any necessary equipment for the police and fire departments.

**Grant Fund** - accounts for and reports the receipts and disbursements of Federal and state grants.

**Road and Bridge Maintenance Fund** – accounts for and reports the proceeds of a dedicated ¼% sales tax and supplemental transfer from the General Fund for the purpose of operating, maintaining, and constructing roads and bridges.

**Drainage Maintenance Fund** – accounts for and reports the proceeds of a dedicated ¼% sales tax and ad valorem taxes used for the purpose of providing, maintaining and constructing drainage works.

**Terrebonne Levee & Conservation District Fund** – accounts for and reports the collection and disbursement of a dedicated ¼% sales tax to be used according to a local services agreement between the Parish and the Terrebonne Levee & Conservation District to provide for local matching funds for the construction, acquisition, maintenance and operation, extension and/or improvement of hurricane protection for Terrebonne Parish and more specifically identified as the Corps of Engineers Project titled the “Morganza To The Gulf”.

**Debt Service Fund** – accounts for and reports financial resources that are restricted, committed, or assigned to expenditures for principal, interest and related costs. The Debt Service Fund is not a major fund.

**Note 1 - SUMMARY OF SIGNIFICANT ACCOUNTING POLICIES (Continued)**

**B. Basis of Presentation (continued)**

Capital Projects Fund – accounts for and reports financial resources that are restricted, committed or assigned to expenditures for capital outlays, including the acquisition or construction of major capital facilities and other capital assets (other than those financed by Proprietary Funds). The Capital Projects Fund is reported as a major fund.

Proprietary Funds:

Enterprise funds – are used to account for and reports operations: (a) that are financed and operated similarly to private business enterprises, where the intent of the governing body is that the costs (expenses, including depreciation) of providing goods or services to the general public on a continuing basis be financed or recovered primarily through user charges; or (b) where the governing body has decided periodic determination of revenues earned, expenses incurred, and/or net income is appropriate for capital maintenance, public policy, management control, accountability, or other purposes. Enterprise funds are presented in the business-type activities column in government-wide financial statements and the major funds section of the basic financial statements, the four enterprise funds reported as major funds in the fund financial statements are as follows:

Utilities Fund - accounts for and reports electricity and gas services to the residents of the City of Houma and gas services to certain outlying areas of Terrebonne Parish. All activities necessary to provide such services are accounted for in the Fund, including, but not limited to, administration, operations, construction, maintenance, financing and related debt service, billing and collection.

Sewerage Fund - accounts for and reports all activities necessary to provide sewer services to Terrebonne Parish, including, but not limited to, operations, construction and maintenance charges.

Sanitation Maintenance Fund – accounts for and reports all activities necessary to provide and maintain garbage collection and disposal services, and closure costs of the Parish's Ashland Landfill.

Civic Center Fund – accounts for and reports all activities necessary for the Houma-Terrebonne Civic Center, including, but not limited to, the administration, operations, maintenance and marketing.

Internal Service Funds – account for and report: (1) risk management services, including liability, property and group health insurance, (2) personnel administrative, training and unemployment claim services, (3) central purchasing services, (4) information systems services and (5) centralized fleet management services provided to various departments or agencies of the Parish, or to other governments, on a cost-reimbursement basis. The internal service fund totals are presented as part of the proprietary fund financial statements. Since the principal users of the internal service funds are Parish governmental activities, financial statements of internal service funds are consolidated into the governmental activities column when presented at the government-wide level. To the extent possible, the costs of these services are reflected in the appropriate functional activity.

Proprietary Funds distinguish operating revenues and expenses from nonoperating items. Operating revenues and expenses generally result from providing services and producing and delivering goods in connection with a proprietary fund's principal ongoing operations. Operating expenses for Enterprise Funds and Internal Service Funds include the cost of sales and services, administrative expenses, and depreciation of capital assets. All revenues and expenses not meeting this definition are reported as nonoperating revenues and expenses.

**Note 1 - SUMMARY OF SIGNIFICANT ACCOUNTING POLICIES (Continued)**

**B. Basis of Presentation (continued)**

Fiduciary Funds (not included in government-wide statements):

Agency funds – account for and report resources legally held in trust for use by the Houma Community Mineral Lease and The Marshal Trust Fund. The Houma Community Mineral Lease Fund accounts for royalties from the production of oil and gas from certain properties within the City of Houma and the distribution of the royalties to the participating property owners. The Marshal Trust Fund accounts for the collection of garnishments and seizures and the subsequent disbursement to the appropriate parties (less a collection fee paid to the Parish).

Pension trust funds – account for and report the activities of the Police Pension and Relief Fund and Firemen’s Pension and Relief Fund, which accumulates resources to be used for retirement payments to policemen and firemen hired prior to January 1, 1980.

Private-purpose trust fund – accounts for and reports bond proceeds held by the Houma-Terrebonne Public Trust Financing Authority and are used to finance residential housing through low interest first mortgage loans and for other purposes as specified by the trust indenture.

**C. Basis of Accounting and Measurement Focus**

**Government-Wide Financial Statements:**

The government-wide financial statements are reported using the economic resources measurement focus and the accrual basis of accounting. Revenues are recorded when earned and expenses are recorded when a liability is incurred, regardless of the timing of related cash flows. Property taxes and the related state revenue sharing (Intergovernmental revenue) are recognized in the year for which they are levied. Ad valorem tax adjustments and deductions are recognized as expenses for the year in which the related property tax revenue is recognized.

**Fund Financial Statements:**

All governmental funds are accounted for using a current financial resources measurement focus. With this measurement focus, only current assets, deferred outflows of resources, liabilities, and deferred inflows of resources generally are included on the balance sheet. Operating statements of these funds present increases (revenues and other financing resources) and decreases (expenditures and other uses) in net current assets. Governmental funds are maintained on the modified accrual basis of accounting.

Governmental fund revenues resulting from exchange transactions are recognized in the fiscal year in which the exchange takes place and meets the government’s availability criteria (susceptible to accrual). Available means that the resources will be collected within the current fiscal year or are expected to be collected soon enough thereafter to be used to pay liabilities of the current fiscal year. Charges for services, fines and forfeits, and most governmental miscellaneous revenues, including investment earnings are recorded as earned since they are generally not measurable and available. The Parish definition of available means expected to be received within sixty days of the end of the fiscal year except for FEMA reimbursements for which the period is one year.

Nonexchange transactions, in which the Parish receives value without directly giving value in return, included sales tax, property tax, special assessments, grants, entitlements, and donations. Ad valorem taxes and the related state revenue sharing (Intergovernmental revenue) are recognized as revenue of the period for which levied. The current year property taxes are being levied to finance the subsequent year’s budgeted expenditures by Council ordinance and legally are not available for funding current year expenditures, accordingly, property taxes levied in 2012 shall be recognized as revenue in 2013. The 2012 tax levy is recorded as deferred inflows of resources in the Parish’s 2012 financial statements.

Note 1 - SUMMARY OF SIGNIFICANT ACCOUNTING POLICIES (Continued)

**C. Basis of Accounting and Measurement Focus (continued)**

Ad valorem tax adjustments represent unpaid taxes that are recognized as general government expenditures when the related tax levy is recognized as revenue. Ad valorem tax deductions represent withheld amounts to fund expenditures of the Terrebonne Parish Assessor and are also recognized as general government expenditures when the related tax revenue is recognized. Sales and use taxes are considered "measurable" when the underlying transaction occurs and meets the availability criteria. Anticipated refunds of such taxes are recorded as fund liabilities and reductions of revenue when they are measurable and valid. Revenue from grants, entitlements and donations is recognized in the fiscal year in which all eligibility requirements have been satisfied. Eligibility requirements include timing requirements, which specify the year when the resources can be used.

Expenditures are recognized in the accounting period in which the related fund liability is incurred, if measurable, except for the following: (1) principal and interest on long-term debt are recorded when due, and (2) claims and judgments, group health claims, arbitrage payable, net pension obligation, and compensated absences and other postemployment benefits are recorded as expenditures in the governmental fund type when paid with expendable available financial resources. Allocations of cost such as depreciation and amortization are not recognized in the governmental funds.

All Proprietary and Fiduciary Funds are accounted for on a flow of economic resources measurement focus. Proprietary funds and fiduciary funds are maintained on the accrual basis of accounting wherein revenues are recognized in the accounting period in which they are earned and become measurable, and expenses are recognized in the period incurred, if measurable. Revenues resulting from transactions, in which each party gives and receives essentially equal value, is recorded on the accrual basis when the exchange takes place. Agency funds, however, are unlike all other types of funds, reporting only assets and liabilities. So agency funds cannot be said to have a measurement focus. They do, however, use the accrual method to recognized receivables and payables.

**D. Assets, Liabilities and Equity**

**Cash, Cash Equivalents and Investments**

Cash includes amounts in regular and money market accounts.

For purposes of the statement of cash flows, cash and cash equivalents include certificates of deposit and securities with maturities of three months or less when purchased and proprietary fund deposits in the Louisiana Asset Management Pool.

Investments are reported at fair value except for: (1) short-term and money market investments, consisting primarily of U.S. Treasury obligations with a maturity of one year or less at time of purchase, which are reported at cost, which approximates fair value, and (2) the Louisiana Asset Management Pool (LAMP) investment, which is a local government 2a7-like pool administered by a non-profit corporation organized under State of Louisiana law, which is permitted to be carried at amortized cost.

All investments are traded in a national or international exchange and are valued at the last reported sales price at current exchange rates. There are no investments without an established market. Unrealized gains and losses on investments recorded at fair value are included in investment income.

Investment policies are governed by state statutes and bond covenants.

**Accounts Receivable**

All trade and property tax receivables are shown net of an allowance for uncollectibles. Trade accounts receivable in excess of 120 days comprise the trade accounts receivable allowance for uncollectibles. The allowances represent approximately 7% and 44% of receivables from governmental and business-type activities, respectively.

Note 1 - SUMMARY OF SIGNIFICANT ACCOUNTING POLICIES (Continued)

**D. Assets, Liabilities and Equity (continued)**

**Inventories and Prepaid Items**

Inventories are stated at cost using the average price method. Inventoried items are recorded as expenditures when consumed, rather than when purchased.

Certain payments to vendors reflect costs applicable to future accounting periods and are recorded as other assets (prepaid items) in both government-wide and internal service fund financial statements.

**Interfund Transactions**

In the financial statements, interfund activity is reported as either loans or transfers. Loans between funds are reported as interfund receivables (due from) and payables (due to) as appropriate. Transfers represent a permanent reallocation of resources between funds. In other words, they are not expected to be paid. For reporting purposes, all interfund transactions between individual governmental funds have been eliminated in the government-wide financial statements. At December 31, 2012, the Parish did not have any non-current interfund loans/borrowing arrangements. Any residual balances outstanding between the governmental activities and the business-type activities are reported in the government-wide financial statements as "internal balances".

**Restricted Assets**

Certain bond proceeds and debt service sinking funds of the Parish are legally restricted as to purpose. These assets have been classified as restricted assets on the Statement of the Net Position since the use of these funds is limited by applicable bond resolutions.

**Capital Assets**

Capital assets, which include land and land improvements, buildings, equipment, and infrastructure assets (streets, roads, bridges, canals, and sewer and drainage systems) are reported in the applicable governmental or business-type activities columns in the government-wide financial statements. Capital assets are defined by the government as follows:

- Movable capital assets with a cost of \$500 or more per unit and an estimated useful life in excess of two years.
- Individual purchased infrastructure improvements with a value of \$100,000.
- Donated infrastructure with aggregate systems value of \$250,000.

All assets are recorded at historical cost or estimated historical cost if purchased or constructed. Donated capital assets are recorded at estimated fair value market value at the date of donation. Capital assets with an estimated historical cost amounted to \$64,504,813 or 16% of total capital assets used in governmental activities. This change in estimate has been accounted for prospectively. Major outlays for capital assets and improvements are capitalized as projects at completion of construction. At this point the project costs are moved out of construction-in-progress and capitalized. Interest incurred during the construction phase of capital assets of business-type activities is included as part of the capitalization value of the assets constructed.

The Parish capitalizes interest cost (net of interest earned) during the construction phase of major capital projects of proprietary funds. The objectives of the capitalizing interest are: (a) to obtain a measure of acquisition cost that more closely reflects the enterprise's total investment in the asset, and (b) to charge a cost that relates to the acquisition of a resource that will benefit future periods against the revenues of the period benefited. The amount of interest cost capitalized on major capital projects acquired/constructed with proceeds of restricted tax-exempt debt includes all interest cost of the borrowing less any interest earned on related interest-bearing investments acquired with proceeds of the related tax-exempt borrowings from the date of the borrowing until the assets are ready for their intended use. The Parish did not capitalize interest cost during the period ended December 31, 2012.

**Note 1 - SUMMARY OF SIGNIFICANT ACCOUNTING POLICIES (Continued)**

**D. Assets, Liabilities and Equity (continued)**

Capital assets of the Parish, as well as component units, are depreciated using the straight-line method over the following estimated useful lives:

<u>Type of Capital Assets</u>	<u>No. of Years</u>
Buildings and Building Improvements	10-50
Utility Plant and Distribution Systems	10-25
Land Improvements-Structure	10
Furniture	10
Machinery and Equipment	5-10
Vehicles	3-15
Infrastructure	25-70

All infrastructure assets purchased by the Parish since 1980 are recorded as capital assets and depreciated accordingly. All donated infrastructure accepted into the Parish's maintenance program since 1980 has been capitalized and depreciated in accordance with the above capitalization policy.

**Deferred Outflows of Resources**

The Parish reports current refunding and advance refunding resulting in defeasance of debt, the difference between the reacquisition price and the net carrying amount of the old debt as a deferred outflow of resources.

**Grant Advancement**

The Parish reports resources transmitted before eligibility requirements in government mandated or voluntary non exchange transactions are met as grant advancements.

**Long-Term Debt**

In the government-wide statement of net assets and in the proprietary fund types' financial statements, long-term debt and other long-term obligations are reported as liabilities. In proprietary funds bond premiums, discounts, and issuance costs, are deferred and amortized over the life of the bonds using the effective interest method. Bond payable costs are reported net of the applicable bond premium or discount.

In the fund financial statements governmental fund types recognize bond premiums, discounts, and bond issuance costs during the current fiscal period. The face amount of the debt issue is reported as "other financing sources." Premiums received on debt issuances are reported as "other financing sources" and discounts on debt are reported as "other financing uses."

**Compensated Absences**

GASB Statement No. 16, *Accounting for Compensated Absences*, requires governments to accrue compensated absences only to the extent it is probable that the employer will compensate employees for benefits through cash payments conditioned on the employees' termination or retirement. The Parish has recorded liabilities for accumulated vacation, sick leave and the applicable percentages of retirement, social security and medicare associated with the payment of compensated absences as of December 31, 2012.

In the government-wide financial statements and the proprietary fund types fund statements, the total compensated absences liability is recorded as an expense and long-term and current obligations and allocated on a functional basis. A current liability is recorded for the value of one year's accrual of leave. In accordance with GASB Interpretation No. 6, *Recognition and Measurement of Certain Liabilities and Expenditures in Governmental Fund Financial Statements*, (issued in March of 2000), no compensated absences liability is recorded at December 31, 2012 in the governmental fund-type fund financial statements.



**Note 1 - SUMMARY OF SIGNIFICANT ACCOUNTING POLICIES (Continued)**

**D. Assets, Liabilities and Equity (continued)**

Employees of the Parish can earn 96 hours or 136 hours of vacation leave, depending on their length of employment. Accumulated vacation leave is due to the employee at the time of termination or death. The vacation policy provides that any unused annual leave, in excess of one year's earnings, remaining on the employee's anniversary date will be transferred to sick leave.

Furthermore, Parish employees earn 56 hours sick leave per year. Upon official retirement from the Parochial Retirement System the retiring employee will be allowed to receive half of whatever, accumulated sick leave time has accrued, up to maximum of 240 hours, by leaving work and remaining on the payroll of the Parish until this 240 hours are exhausted. Retirement from PERS will commence the day after the employee's last day on the Parish payroll. The employee may also elect to be paid for said hours at the time official retirement begins.

Details of the compensated absences liability for the Parish discrete component units can be found in the separately issued audit reports of each component unit.

**Other Postemployment Benefits**

GASB Statement No. 45, *Accounting and Financial Reporting by Employers for Postemployment Benefits other than Pensions*, requires governments to accrue postemployment benefits to the extent it is probable the employer will provide benefits conditioned on the employees' retirement. The Parish has recorded liabilities for postemployment health care benefits as of December 31, 2012.

In the government-wide financial statements and the proprietary fund types fund statements, the other postemployment benefits liability is recorded as long-term obligations and allocated to expenses on a functional basis.

In the governmental fund type fund financial statements other postemployment benefit expenditures are recognized in the amount contributed to the plan or expected to be liquidated with expendable available financial resources. Expendable available financial resources generally refer to other postemployment benefit payments due and payable as of the end of the year.

Details of the other postemployment benefit obligations for the Parish's discrete component units can be found in the separately issued audit reports of each component unit.

**Accounting for Ashland Landfill Closure and Postclosure Care Costs**

Ashland Landfill Closure and Postclosure Care Costs are accrued for in accordance with guidelines recommended by Section L10 of the GASB Codification of Governmental Accounting and Financial Reporting Standards.

The Sanitation Maintenance Fund recognizes a portion of the estimated total current cost of closure and post closure care costs (based on use) as an expense and as a liability in each period that it accepts solid waste. A complete explanation of the liability and its calculation is referenced in Note 21.

**Deferred Inflows of Resources**

The Parish reports deferred inflows of resources when resources associated with imposed non exchange revenue transactions are received or reported as a receivable before (a) the period for which property taxes are levied or (b) the period when resources are required to be used or when use is first permitted for all other imposed non exchange revenues in which the enabling legislation includes time requirements.

**Note 1 - SUMMARY OF SIGNIFICANT ACCOUNTING POLICIES (Continued)**

**D. Assets, Liabilities and Equity (continued)**

**Equity**

Government-wide Statements:

Equity is classified as net position and displayed in three components:

- a. Invested in capital assets – Consists of capital assets including restricted capital assets, net of accumulated depreciation and reduced by the outstanding balances of any bonds, mortgages, notes or other borrowings that are attributable to the acquisition, construction, or improvement of those assets.
- b. Restricted net position – Consists of assets and deferred outflows of resources less liabilities and deferred inflow of resources (net position) with constraints placed on the use either by (1) external groups such as creditors, grantors, contributors, or laws or regulations of other governments; or (2) law through constitutional provisions or enabling legislation.
- c. Unrestricted net position – All other net assets that do not meet the definition of “restricted” or “invested in capital assets, net of related debt.”

When both restricted and unrestricted resources are available for use, it is the Parish’s policy to use restricted resources first, then unrestricted resources as they are needed.

Fund Financial Statements:

Governmental fund equity is classified as fund balance. Fund balance is further classified as:

- a. Non-spendable – amounts that cannot be spent either because they are in non-spendable form or because they are legally or contractually required to maintain intact.
- b. Restricted – amounts that can be spent only for specific purposes because of constitutional provisions, charter requirements or enabling legislation or because of constraints that are externally imposed by creditors, grantors, contributors, or the laws or regulation of other governments.
- c. Committed – amounts that can be used only for specific purposes determined by a formal action of the members of the Parish Council. Commitments may be established, modified, or rescinded only through ordinances approved by the members of the Parish Council.
- d. Assigned – amounts that do not meet the criteria to be classified as either restricted or committed but that are intended to be used for specific purposes. Intent can be expressed by the governing body or by an official or body to which the governing body delegates the authority.
- e. Unassigned – all other spendable amounts.

For the classification of governmental fund balances, the Parish considers an expenditure to be made from the most restrictive first when more than one classification is available. Committed, assigned, or unassigned amounts are considered to have been spent when an expenditure is incurred for purposes for which amount in any of those unrestricted fund balance classifications could be used. The Parish’s fund balance was classified as non-spendable, restricted, committed, assigned and unassigned as of December 31, 2012.

Assigned for subsequent year’s expenditures are amounts in next year’s budget that represents deficiencies of revenues over expenditures. Other assignments are made for specific indicated purposes included in the title and require a council appropriation in subsequent years.

Note 1 - SUMMARY OF SIGNIFICANT ACCOUNTING POLICIES (Continued)

**D. Assets, Liabilities and Equity (continued)**

**Accounting Estimates**

The preparation of financial statements in conformity with accounting principles generally accepted in the United States of America requires management to make certain estimates and assumptions. Those estimates affect the reported amounts of assets and liabilities and disclosure of assets and liabilities at the date of the financial statements. They may also affect the reported amounts of revenues and expenses of proprietary funds and the government-wide financial statements during the reporting period. Actual results could differ from these estimates.

**E. New GASB Statements**

During the year ending December 31, 2012, the Parish implemented the following GASB Statements:

Statement No. 57, "*OPEB Measurements by Agent Employers and Agent Multiple-Employer Plans.*" The objective of this Statement is to provide guidance on two implementation issues related to other postemployment benefits. This statement did not affect the Parish's financial statements.

Statement No. 60, "*Accounting and Financial Reporting for Service Concession Arrangements.*" The objective of this Statement is to improve financial reporting by addressing issues related to service concession arrangements (SCAs), which are a type of public-private or public-public partnership. This statement did not affect the Parish's financial statements.

Statement No. 63, "*Financial Reporting of Deferred Outflows of Resources, Deferred Inflows of Resources, and Net Position.*" The objective of this Statement is to provide guidance for reporting deferred outflows of resources, deferred inflow of resources, and net position in a statement of financial position and related disclosures.

Statement No. 64, "*Application of Hedge Accounting Termination Provisions.*" The objective of this Statement is to clarify and improve financial reporting by clarify whether an effective hedging relationship continues after the replacement of a swap counterparty or a swap counterparty's credit support provider. This statement did not affect the Parish's financial statements.

Statement No. 65, "*Items previously reported as Assets and Liabilities.*" The statement clarifies the appropriate reporting of deferred outflows of resources and deferred inflows of resources to ensure consistency in financial reporting.

The GASB has issued the following Statements which will become effective in future years as shown below:

Statement No. 61, "*The Financial Reporting Entity: Omnibus.*" The objective of this Statement is to improve financial reporting for a governmental financial reporting entity. The statement will be effective for periods beginning after June 15, 2012. Management has not yet determined the effect of this statement on the financial statements.

Statement No. 66, "*Technical Corrections – 2012.*" The statement enhances the usefulness of financial reports by resolving conflicting accounting and financial reporting guidance that could diminish the consistency of financial reporting. The statement will be effective for periods beginning after December 15, 2012. Management has not yet determined the effect of this statement on the financial statements.

Statement No. 67, "*Financial Reporting for Pension Plans.*" The statement improves the usefulness of pension information included in the general purpose external financial reports of state and local governmental pension plans for making decisions and assessing accountability. The statement will be effective for periods beginning after June 15, 2013. Management has not yet determined the effect of this statement on the financial statements.

**E. New GASB Statements (continued)**

Statement No. 68, "Accounting and Financial Reporting for Pensions." The statement improves financial reporting by state and local governmental pension plans and also improves information provided by state and local governmental employers about financial support for pensions that is provided by other entities. The statement will be effective for periods beginning after June 15, 2014. Management has not yet determined the effect of this statement on the financial statements.

**F. Restatement of Net Position/Fund Balances**

As of January 1, 2012, the Parish implemented GASB No. 65 "Items Previously Reported as Assets and Liabilities" which required retroactive recognition of bond issuance costs as an expense in the period incurred; accordingly, at January 1 2012 net position was restated as follows:

	As Previously Reported	Adjustment	Restated
Governmental Activities	\$ 309,579,855	\$ (860,659)	\$ 308,719,196
Business-type Activities			
Sewerage Fund	64,570,175	(88,016)	\$ 64,482,159
All Other	106,125,546		\$ 106,125,546
Total Business-type Activities	170,695,721	(88,016)	170,607,705
Total	\$ 480,275,576	\$ (948,675)	\$ 479,326,901

Net position for some discrete component units were restated at December 31, 2011. The net position for Terrebonne Parish Council on Aging was for the addition of the Council's component unit. The net position for the District Attorney of the Thirty-Second Judicial Court, Village East Fire Protection District and Terrebonne Parish Recreation District No. 6 were restated to reflect prior-period adjustments. The net position of Terrebonne Fire Protection District 4A, 7, and 10, Schriever Fire Protection District, Terrebonne Parish Recreation District No. 1, 10 and 11 and Terrebonne Parish Library were restated for the implementation of GASB Statement No. 63 and 65.

	December 31, 2011 as previously reported	Adjustment	December 31, 2011 Restated
<b><u>Component Units:</u></b>			
District Attorney of the Thirty-Second Judicial Court	\$ 5,169,125	\$ 198,841	\$ 5,367,966
Terrebonne Parish Fire District No. 4A	2,429,776	(8,359)	2,421,417
Terrebonne Parish Fire District No. 7	2,469,401	(17,745)	2,451,656
Terrebonne Parish Fire District No. 10	3,230,453	(17,420)	3,213,033
Schriever Fire Protection District	1,064,834	(44,972)	1,019,862
Village East Fire Protection District	1,162,473	44,595	1,207,068
Terrebonne Parish Council on Aging, Inc.	16,715,626	6,307,360	23,022,986
Terrebonne Parish Recreation District No. 1	2,152,620	(6,336)	2,146,284
Terrebonne Parish Recreation District No. 6	1,413,905	400	1,414,305
Terrebonne Parish Recreation District No. 10	1,893,693	(726)	1,892,967
Terrebonne Parish Recreation District No. 11	2,386,718	(4,764)	2,381,954
Terrebonne Parish Library	16,555,909	(54,400)	16,501,509
All other component units	614,603,655		614,603,655
Totals	\$ 671,248,188	\$ 6,396,474	\$ 677,644,662

**Note 2 - STEWARDSHIP, COMPLIANCE AND ACCOUNTABILITY**

**A. Budgetary Information**

Annual budgets are adopted on a basis consistent with accounting principles generally accepted in the United States of America for all government funds except the Capital Projects Fund and Debt Service Fund. The Capital Projects Fund presents project as opposed to annual budget amounts and are therefore not reported in the accompanying financial report. The Council, who approves each project budget, maintains effective control of costs. The Debt Service Fund does not employ formal budgetary accounting because effective control is alternatively achieved through the indenture provisions of the bonds and certificates.

Encumbrance accounting is not employed in the governmental funds.

The Parish adheres to the following procedures in establishing the budgetary data reflected in the financial statements:

- (1) Prior to October 1, the Parish President submits to the Council a proposed operating budget for the year commencing the following January 1. The operating budget includes proposed expenditures and the means of financing them.
- (2) The Council conducts public hearings to obtain taxpayer comments.
- (3) All actions necessary to adopt and otherwise finalize and implement the budget for an ensuing year are taken prior to the last regular meeting of the year in progress. The budget is legally enacted through passage of an ordinance.
- (4) Appropriations at year-end normally lapse, except for those projects of a continuing nature which remain open until the projects are completed or abandoned and are shown on the Governmental Fund Balance Sheet as Fund Balance – Committed for Capital Projects. Such appropriations for continuing projects carried forward from 2012 to 2013 totaled \$660,675 for the General Fund. Carried forward appropriations shall be made as budget line item adjustments by the Parish President and are included in the final budget column.
- (5) The level of budgetary control is at the fund, department or project level and any amendment involving the transfer of monies from one fund, department or project to another or any amendment for amounts exceeding any current expenditure amount budgeted must be approved by the Council. Any transfers of unencumbered appropriations within departments are allowed to be controlled by the Parish President.
- (6) The budget was amended various times during the year.

**B. Deficit Fund Balance and Net Position of Individual Funds**

No deficit fund balances/net positions.

**C. Expenditures/Expenses Exceeding Appropriations**

The following individual funds had actual expenditures exceeding appropriations:

	Budget	Actual	Unfavorable Variance
Governmental Funds:			
Terrebonne ARC Fund	4,025,178	4,103,983	(78,805)
Road Lighting Districts	982,775	1,023,213	(40,438)

These excess expenditures were funded by greater than anticipated revenues and by available fund balance in each fund.

**Note 3 - PROPERTY TAXES**

Property taxes are levied each November 1 on the assessed value listed as of the prior January 1 for all real property, merchandise and movable property located in the Parish. Assessed values are established by the Terrebonne Parish Assessor's Office and the State Tax Commission at percentages of actual value as specified by Louisiana law. A reevaluation of all property is required to be completed no less than every four years. The last reevaluation for the list was completed January 1, 2012. Taxes are due and payable December 31 with interest being charged on payments after January 1. Taxes can be paid through the tax sale date, which is the last Wednesday in June. The lien date is June 13, 2013 for 2012 property taxes.

Properties for which the taxes have not been paid are sold for the amount of the taxes. The assessed values, upon which the 2012 levy was based, are as follows:

<u>Location</u>	<u>Assessed Value</u>	
	<u>Total Value</u>	<u>Homestead Exemption</u>
City of Houma	\$ 244,986,035	\$ 55,631,845
All other property for local purposes	744,828,525	123,481,980
Totals	\$ 989,814,560	\$ 179,113,825

The 1974 Louisiana Constitution (Article 7 Section 18) provided that land and improvements for residential purposes be assessed at 10% of fair market value; other property and electric cooperative properties, excluding land, are to be assessed at 15%; and public service properties, excluding land, are to be assessed at 25% of fair market value. Fair market value is determined by the elected Assessor of the Parish on all property subject to taxation except public service properties, which are valued by the Louisiana Tax Commission (LRS 47:1957). The correctness of assessments by the Assessor is subject to the review and certification by the Louisiana Tax Commission.

The Parish and its component units have levied property taxes for payment of principal and interest on long-term debt and for special purposes. The various tax rates for the year ended December 31, 2012 are as follows:

<u>Description</u>	<u>Tax Rate Per \$1,000</u>
Citywide:	
Maintenance	\$ 18.09
Parishwide:	
Debt Service	2.79
Maintenance	42.42
Districts:	
Debt Service	Range 2.30 to 16.00
Maintenance	Range .82 to 23.00

The maximum millage currently levied in any one District is 109.16 per \$1,000 of assessed valuation on property. This maximum includes 9.27 mills for the Terrebonne Parish School Board, 7.29 mills for the Special Law Enforcement District, 4.89 mills for the Terrebonne Levee and Conservation District and 1.90 mills for the Terrebonne Parish Assessor and .50 for the Terrebonne Parish Memorial Veterans District.

As indicated in Note 1C, property taxes are recorded as revenue by the Parish in the year the taxes finance budgeted expenditures. Property taxes, which are paid under protest, are recorded as revenue in the year the taxes are collected.

**Note 4 -DEPOSITS AND INVESTMENTS**

**Primary Government**

The Parish maintains a cash and investment pool that is available for use by all funds. Each fund’s portion of this pool is included on the governmental funds balance sheet, statement of net position of proprietary funds and statement of fiduciary net position in “cash and cash equivalents” and “investments”.

**Bank Deposits:**

State Law requires deposits (cash and certificates of deposit) of all political subdivisions to be fully collateralized at all times. Acceptable collateralization includes FDIC insurance and securities purchased and pledged to the political subdivision. Obligations of the United States, the State of Louisiana and certain political subdivisions are allowed as security for deposits. Obligations furnished, as security must be held by the political subdivision, or with an unaffiliated bank or a trust company for the account of the political subdivision.

The year-end balances of deposits are as follows:

	Bank Balances	Reported Amount
Cash	\$ 50,800,540	\$ 44,347,953
Certificates of deposit	8,394,701	8,394,701
<b>Totals</b>	<b>\$ 59,195,241</b>	<b>\$ 52,742,654</b>

Custodial credit risk is the risk that in the event of a bank failure, the Parish’s deposits may not be returned to it. The Parish does not have written deposit policy for custodial credit risk beyond the requirements of state statute. As of December 31, 2012, \$55,071,352 of the Parish’s bank balance of \$59,195,241 was exposed to custodial credit risk. These deposits were uninsured and collateralized with securities held by the pledging financial institution’s trust department or agent, but not in the Parish’s name.

At December 31, 2012, cash and certificates of deposit in excess of the FDIC insurance were collateralized by securities held by unaffiliated banks for the account of the depositors. The Governmental Accounting Standards Board (GASB), which promulgates the standards for accounting and financial reporting for state and local governments, considers these securities subject to custodial credit risk. Even though the deposits are considered subject to custodial credit risk under the provisions of GASB Statement No. 40, Louisiana Revised Statute 39:1229 imposes a statutory requirement on the custodial bank to advertise and sell the pledged securities within 10 days of being notified by the depositor that the fiscal agent has failed to pay deposited funds upon demand.

**Investments:**

State statutes authorize the Parish to invest in obligations of the U.S. Treasury, agencies, and instrumentalities; guaranteed investment contracts and investment grade (A-1/P-1) commercial paper of domestic corporations; repurchase agreements; and the Louisiana Asset Management Pool (LAMP).

**Note 4 -DEPOSITS AND INVESTMENTS (Continued)**

**Primary Government (continued)**

As of December 31, 2012, the Parish had the following investments and maturities:

<u>Investment Type</u>	<u>Fair Value</u>	<u>Investment Maturities (in Years)</u>		
		<u>Less Than 1</u>	<u>1-5</u>	<u>5 or more</u>
Federal Farm Credit Bank Notes	\$ 3,751,675		\$ 3,751,675	
Federal National Mortgage Association (FNMA) Notes	1,004,890			\$ 1,004,890
Federal Home Loan Mortgage Corporation (FHLMC) Notes	15,555,897		12,531,567	3,024,330
Federal Home Loan Bank Notes	23,787,096		7,522,825	16,264,271
Louisiana Asset Management Pool (LAMP)	81,042,745	\$ 81,042,745		
<b>Totals</b>	<b>\$ 125,142,303</b>	<b>\$ 81,042,745</b>	<b>\$ 23,806,067</b>	<b>\$ 20,293,491</b>

Because LAMP as of December 31, 2012, had a weighted average maturity of 51 days, it was presented as an investment with a maturity of less than one year.

As a means of limiting its exposure to fair value losses arising from interest rates, the Parish's investment policy emphasizes maintaining liquidity to match specific cash flows.

Credit risk is defined as the risk that an issuer or other counterparty to an investment will not fulfill its obligations. The Parish's investment policy requires the application of the prudent-investor rule. The policy states, *Investments shall be made with judgment and care, under circumstances then prevailing, which persons of prudence, discretion and intelligence exercise in the management of their own affairs, not for speculation, but for investment, considering the probable safety of their capital as well as the probable income to be derived...* The Parish's investment policy limits investments to those allowed under state law, as described on the previous page. All of the Parish's investments were rated AAA by Standard & Poor's, except LAMP which has a rating of AAAM.

For an investment, custodial credit risk is the risk that, in the event of the failure of the counterparty, the Parish will not be able to recover the value of its investments or collateral securities that are in the possession of an outside party. The Parish does not have a written investment policy for custodial credit risk beyond the investment requirements of state statute, as described on the previous page. Investments in external investment pools are not exposed to custodial credit risk because of their natural diversification and the diversification required by the Securities and Exchange Commission.

LAMP, a local government investment pool, is administered by LAMP, Inc., a non-profit corporation organized under the laws of the State of Louisiana, which was formed by an initiative of the State Treasurer in 1993. While LAMP is not required to be a registered investment company under the Investment Company Act of 1940, its investment policies are similar to those established by Rule 2a7, which governs registered money market funds. The primary objective of LAMP is to provide a safe environment for the placement of public funds in short-term, high quality investments. The LAMP portfolio includes only securities and other obligations in which local governments in Louisiana are authorized to invest.



**Note 4 -DEPOSITS AND INVESTMENTS (Continued)**

**Primary Government (continued)**

Accordingly, LAMP investments are restricted to securities issued, guaranteed or backed by the U.S. Treasury, the U.S. Government or one of its agencies, enterprises or instrumentalities, as well as repurchase agreements collateralized by those securities. The dollar weighted average portfolio maturity of LAMP assets is restricted to not more than 90 days, and consists of no securities with a maturity in excess of 397 days. The fair value of investments is determined on a weekly basis to monitor any variances between amortized cost and fair value. For purposes of determining participants' shares, investments are valued at amortized cost. The fair value of participant's position is the same as the value of the pool shares.

LAMP is designed to be highly liquid to give its participants immediate access to their account balances. Investments in LAMP at December 31, 2012 amounted to \$81,042,745 and are classified on the Statement of Net Position as either "Cash and Cash Equivalents" or "Investments".

In accordance with GASB Statement No. 31, the Parish recognized the net increase (decrease) in the fair value of investments for the year ended December 31, 2012. The increase (decrease) in the fair value of investments takes into account all changes in fair value (including purchases and sales). For the year ended December 31, 2012, the Parish recognized a net increase in the fair value of investments totaling \$101,866; \$72,300 in governmental activities and \$29,566 in business activities.

A reconciliation of deposits and investments as shown on the Statement of Net Position for the Primary Government is as follows:

Cash on hand	\$	10,121
Reported amount of deposits		52,742,654
Reported amount of investments		<u>125,142,303</u>
Totals	\$	<u><u>177,895,078</u></u>
Cash and cash equivalents	\$	54,041,740
Cash and cash equivalents-restricted		2,250,841
Investments		118,310,104
Investments-restricted		1,039,920
Fiduciary funds:		
Agency fund cash and cash equivalents (not included in government-wide statement)		397,865
Pension trust fund cash and cash equivalents (not included in government-wide statement)		90,390
Pension trust fund investments (not included in government-wide statement)		<u>1,764,218</u>
Totals	\$	<u><u>177,895,078</u></u>

**Component Units**

The year-end balances of deposits are as follows:

	Bank Balances	Reported Amount
Deposits	<u>\$ 89,810,580</u>	<u>\$ 90,910,817</u>

**Note 4 -DEPOSITS AND INVESTMENTS (Continued)**

**Component Units (continued)**

As of December 31, 2012, \$70,280,596 of the component units' bank balance of \$89,810,580 was exposed to custodial credit risk.

Investment Type	Fair Value	Investment Maturities (in Years)			
		Less Than 1	1-5	6-10	More Than 10
U. S. Treasuries	\$ 42,918,331	\$ 7,439,861	\$ 19,316,743	\$ 14,638,227	\$ 1,523,500
Government National Mortgage Association (GNMA) Notes	18,195,127	289,030	3,278,369	1,717,856	12,909,872
Federal Farm Credit Bank Notes	8,444,446		7,697,563	746,883	
Federal National Mortgage Association (FNMA) Notes	31,535,217	2,847,400	3,845,072	12,799,830	12,042,915
Federal Home Loan Mortgage Corporation (FHLMC) Notes	27,027,937	1,050,317	5,859,054	4,610,432	15,508,134
Federal Home Loan Bank Notes	11,893,822	1,500,120	8,218,457	2,175,245	
Small Business Administration	11,954,024		1,808,094	5,123,711	5,022,219
Other U.S. Government Securities	13,237,990	3,335,392	2,509,207	3,528,175	3,865,216
Louisiana Asset Management Pool (LAMP)	21,414,863	21,414,863			
<b>Totals</b>	<b>\$ 186,621,757</b>	<b>\$ 37,876,983</b>	<b>\$ 52,532,559</b>	<b>\$ 45,340,359</b>	<b>\$ 50,871,856</b>

In accordance with GASB Statement No. 31, the component units recognized the net increase (decrease) in the fair value of investments for the year ended December 31, 2012. The increase (decrease) in the fair value of investments takes into account all changes in fair value (including purchases and sales). The amount of the increase (decrease) in the fair value of investments for the component units is not available for the year ended December 31, 2012.

A reconciliation of deposits and investments as shown on the Statement of Net Assets for the component units is as follows:

Cash on hand	\$ 6,225
Reported amount of deposits	90,910,817
Reported amount of investments	<u>186,621,757</u>
<b>Totals</b>	<b>\$ <u>277,538,799</u></b>
Cash and cash equivalents	\$ 65,908,446
Cash and cash equivalents-restricted	13,604,837
Investments	188,332,107
Fiduciary fund cash and cash equivalents (not included in government-wide statement)	<u>9,693,409</u>
<b>Totals</b>	<b>\$ <u>277,538,799</u></b>

**Note 5 - RECEIVABLES**

Receivables and the applicable allowances for uncollectibles at December 31, 2012 are as follows:

	Amount	Allowance for Uncollectibles	Net Receivables	Collectible After One Year
<b><u>Governmental Activities:</u></b>				
General Fund:				
Taxes	\$ 197,443		\$ 197,443	
Accounts	1,138,191	\$ 615,332	522,859	\$ 9,403
Other	113		113	
Public Safety Fund:				
Taxes	486,483		486,483	
Accounts	20,590	11,179	9,411	
Grant Fund:				
Accounts	132,092		132,092	
Other	383		383	
Economic Loans	2,541,444		2,541,444	2,464,068
Road and Bridge Maintenance Fund:				
Accounts	1,030		1,030	
Drainage Maintenance Fund:				
Taxes	539,506		539,506	
Accounts	6,961		6,961	
Internal Service Funds:				
Other	1,799,914		1,799,914	
Non-Major Funds:				
Taxes	1,091,947		1,091,947	
Accounts	24,125		24,125	
Other	135,514		135,514	
Total governmental funds	8,115,736	626,511	7,489,225	2,473,471
Accrued investment earnings	165,147		165,147	
Total governmental activities	<u>\$ 8,280,883</u>	<u>\$ 626,511</u>	<u>\$ 7,654,372</u>	<u>\$ 2,473,471</u>
<b><u>Business-type Activities:</u></b>				
Utilities Fund:				
Accounts	\$ 7,431,207	\$ 3,631,738	\$ 3,799,469	
Other	137,495		137,495	
Sewerage Fund:				
Accounts	1,982,884	726,394	1,256,490	
Other	43,719	521	43,198	
Sanitation Maintenance Fund:				
Accounts	1,252,902	563,384	689,518	
Other	408,684		408,684	
Civic Center Fund:				
Other	31,401		31,401	
Total business-type activities	<u>\$ 11,288,292</u>	<u>\$ 4,922,037</u>	<u>\$ 6,366,255</u>	
<b><u>Fiduciary Activities not included in Government-wide Statement:</u></b>				
Agency Funds:				
Other	\$ 2,027		\$ 2,027	

Accounts receivable in the business-type activities include amounts for unbilled services as of December 31, 2012 of \$2,783,323.

**Note 6 -DUE TO AND FROM OTHER GOVERNMENTAL UNITS**

Amounts due from other governmental units at December 31, 2012 consisted of the following:

	Federal	State	Sales Tax	Sheriff	Other	Total
<b><u>Governmental Activities:</u></b>						
General Fund		\$ 1,988,772	\$ 1,435,933	\$ 2,036,701	\$ 1,710,317	\$ 7,171,723
Public Safety Fund	\$ 32,834	135,946	1,434,164	3,565,921		5,168,865
Grant Fund	10,706,577	4,077,412			57,993	14,841,982
Road and Bridge Maintenance Fund		156,977	1,074,458		3,348	1,234,783
Drainage Maintenance Fund	48,760	1,027,466	1,074,458	5,444,966	2,129	7,597,779
Terrebonne Levee & Conservation District Fund			1,074,458			1,074,458
Capital Projects Fund	2,742,134	6,403,735				9,145,869
Internal Service Funds		103,465			161,605	265,070
Non-Major Funds		407,880	1,074,458	12,395,209	155,380	14,032,927
Total governmental activities	<u>\$13,530,305</u>	<u>\$14,301,653</u>	<u>\$ 7,167,929</u>	<u>\$23,442,797</u>	<u>\$ 2,090,772</u>	<u>\$60,533,456</u>
<b><u>Business-type Activities:</u></b>						
Utilities Fund		\$ 361,588			\$ 7,662	\$ 369,250
Sewerage Fund		164,104				164,104
Sewerage Fund-restricted		1,898,332				1,898,332
Sanitation Fund	\$ 755	1,724,033		\$ 8,349,941	827,996	10,902,725
Civic Center		25,498			33,845	59,343
Total business-type activities	<u>\$ 755</u>	<u>\$ 4,173,555</u>		<u>\$ 8,349,941</u>	<u>\$ 869,503</u>	<u>\$13,393,754</u>

Amounts due to other governmental units at December 31, 2012 consisted of the following:

	State	Other	Total
<b><u>Governmental Activities:</u></b>			
General Fund	\$ 8,662	\$ 588,979	\$ 597,641
Public Safety Fund	325	3,770	4,095
Grant Fund	(5,032)	210,068	205,036
Road and Bridge Maintenance Fund		604	604
Drainage Maintenance Fund		340	340
Capital Projects Fund	48,555	6,187	54,742
Internal Service Funds	3,103	1,176	4,279
Non-Major Funds	139,841	112,592	252,433
Total governmental activities	<u>\$ 195,454</u>	<u>\$ 923,716</u>	<u>\$ 1,119,170</u>
<b><u>Business-type Activities:</u></b>			
Utilities Fund		\$ 125	\$ 125
Sewerage Fund		2,878	2,878
Sanitation Maintenance Fund		530	530
Civic Center	\$ 90,909	1,560	92,469
Total business-type activities	<u>\$ 90,909</u>	<u>\$ 5,093</u>	<u>\$ 96,002</u>

**Note 6 -DUE TO AND FROM OTHER GOVERNMENTAL UNITS (Continued)**

Receivable and payable balances at December 31, 2012 between the primary government and component units were as follows:

	Receivable	Payable
<b>Primary Government:</b>		
General Fund	\$ 3,787	\$ 153,969
 <b>Component Units:</b>		
Terrebonne Parish Port Commission		\$ 3,787
Terrebonne Parish Fire District No. 8	\$ 74,244	
Terrebonne Parish Fire District No. 9	2,438	
Schriever Fire District	72,707	
Terrebonne Parish Veterans' Memorial	45	
Terrebonne Parish Communications District	4,535	
Totals	\$ 153,969	\$ 3,787

**Note 7 -RESTRICTED ASSETS**

**Primary Government**

Restricted assets in the General Fund consist of \$71,143 dedicated to the maintenance of trees in Broadmoor Subdivision.

Restricted assets in the special revenue funds consist of \$430,583 for Family Self Sufficiency Program.

The various bond indentures contain significant limitations and restrictions on annual debt service requirements, maintenance of and flow of monies through various restricted accounts, minimum amounts to be maintained in various sinking funds, and minimum revenue bond coverages. The Parish is in compliance with all such significant limitations and restrictions. A summary of enterprise fund restricted assets at December 31, 2012 is as follows:

	Utilities Fund	Sewerage Fund
Bond sinking accounts		\$ 2,486,287
Bond reserve accounts		461,812
Customer deposits	\$ 1,746,400	
Total	\$ 1,746,400	\$ 2,948,099

**Component Units**

Restricted assets for Consolidated Waterworks District No. 1 consists of \$8,952,919 representing specific assets that are required to be segregated as to use pursuant to restrictions arising from various bond indenture agreements.

**Note 8 - CHANGES IN CAPITAL ASSETS**

Primary government capital asset activity for the year ended December 31, 2012 was as follows:

	Balance 01/01/12	Additions	Adjustments and Deletions	Balance 12/31/12
<b>Governmental Activities:</b>				
Capital assets not being depreciated:				
Land	\$ 4,118,238	\$ 950,074	\$ (80,124)	\$ 4,988,188
Construction in progress	32,686,518	34,762,216	\$ (27,040,571)	40,408,163
Total capital assets not being depreciated	36,804,756	35,712,290	(27,120,695)	45,396,351
Capital assets being depreciated:				
Buildings	47,596,684	910,515		48,507,199
Equipment	59,232,491	3,437,642	(2,024,359)	60,645,774
Infrastructure	219,168,202	26,062,441	(56,449)	245,174,194
Total capital assets being depreciated	325,997,377	30,410,598	(2,080,808)	354,327,167
Less accumulated depreciation for:				
Buildings	(19,073,939)	(1,112,644)		(20,186,583)
Equipment	(38,143,309)	(3,490,284)	1,955,282	(39,678,311)
Infrastructure	(52,552,300)	(6,703,878)	4,140	(59,252,038)
Total accumulated depreciation	(109,769,548)	(11,306,806)	1,959,422	(119,116,932)
Total capital assets being depreciated, net	216,227,829	19,103,792	(121,386)	235,210,235
Total governmental activities capital assets, net	<u>\$ 253,032,585</u>	<u>\$54,816,082</u>	<u>\$ (27,242,081)</u>	<u>\$280,606,586</u>
<b>Business-Type Activities:</b>				
Capital assets not being depreciated:				
Land	\$ 3,567,923			\$ 3,567,923
Construction in progress	6,214,631	\$13,177,574	\$ (4,039,760)	15,352,445
Total capital assets not being depreciated	9,782,554	13,177,574	(4,039,760)	18,920,368
Capital assets being depreciated:				
Electric system and buildings	93,981,910	2,038,424	4,940	96,025,274
Gas distributions system and buildings	27,211,675	1,702,042		28,913,717
Sewer system and buildings	105,430,350	4,179,057		109,609,407
Landfill buildings and improvements	7,231,461	20,043		7,251,504
Civic Center buildings and equipment	19,286,012	24,256	(36,136)	19,274,132
Machinery and equipment	8,092,117	201,327	(511,542)	7,781,902
Total capital assets being depreciated	261,233,525	8,165,149	(542,738)	268,855,936
Less accumulated depreciation for:				
Electric system and buildings	(64,290,010)	(2,053,061)	(8,598)	(66,351,669)
Gas distributions system and buildings	(12,527,057)	(952,189)		(13,479,246)
Sewer system and buildings	(49,915,480)	(2,447,557)		(52,363,037)
Landfill buildings and improvements	(777,897)	(178,981)		(956,878)
Civic Center buildings and equipment	(6,940,438)	(507,325)	36,136	(7,411,627)
Machinery and equipment	(5,623,351)	(223,108)	507,104	(5,339,355)
Total accumulated depreciation	(140,074,233)	(6,362,221)	534,642	(145,901,812)
Total capital assets being depreciated, net	121,159,292	1,802,928	(8,096)	122,954,124
Total business-type activities capital assets, net	<u>\$ 130,941,846</u>	<u>\$14,980,502</u>	<u>\$ (4,047,856)</u>	<u>\$141,874,492</u>

**Note 8 - CHANGES IN CAPITAL ASSETS (Continued)**

The primary adjustment for the governmental activities for the year ended December 31, 2012 can be explained as: \$27,040,571 for the completion and capitalization of construction in progress in the land, building, equipment and infrastructure categories.

The costs of deletions of assets used in governmental activities were \$1,973,177 which was primarily vehicles, land, playground equipment, computers and equipment. Internal service fund deletions amounted to \$187,755.

The adjustments for the business-type activities for the year ended December 31, 2012 can be explained as: \$4,039,760 for the completion and capitalization of construction in progress in the building, equipment and infrastructure categories.

Depreciation expense was charged to functions of the primary government as follows:

<b><u>Governmental Activities:</u></b>	
General government	\$ 1,883,666
Public safety	1,394,650
Streets and drainage	7,522,016
Health and welfare	43,559
Culture and recreation	309,761
Conservation and development	3,072
Capital assets held by internal service funds are charged to the various functions based on their usage of the assets	150,082
Total depreciation expense - governmental activities	\$ 11,306,806

**Construction commitments**

The Parish has active construction projects as of December 31, 2012. The projects include street construction in areas with newly developed housing, widening and construction of existing streets and bridges, and various drainage projects. At year-end, the government's commitments with contractors are as follows:

<b><u>Project</u></b>	<b><u>Spent-to-Date</u></b>	<b><u>Remaining Commitment</u></b>
<b>Governmental activities-public purpose portion</b>		
Drainage construction	\$ 17,307,569	\$ 8,779,183
Street construction	872,908	32,287
Building and other facilities construction	267,619	362,890
Total governmental activities	18,448,096	9,174,360
<b>Business-type activities</b>		
Sewerage construction and betterments	10,099,453	3,220,951
Totals	\$ 28,547,549	\$ 12,395,311

**Note 8 - CHANGES IN CAPITAL ASSETS (Continued)**

Component unit capital asset activity for the year ended December 31, 2012, was as follows:

	Balance 01/01/12	Additions	Adjustments and Deletions	Balance 12/31/12
Capital assets not being depreciated:				
Land	\$ 28,475,803	\$ 48,000	\$ 1,262,700	\$ 29,786,503
Construction in progress	28,266,400	44,469,971	(35,626,698)	37,109,673
Total capital assets not being depreciated	<u>56,742,203</u>	<u>44,517,971</u>	<u>(34,363,998)</u>	<u>66,896,176</u>
Capital assets being depreciated:				
Buildings	213,618,246	28,154,829	4,168,759	245,941,834
Improvements other than buildings	35,338,777	954,929	890,504	37,184,210
Water Plant & Distribution	126,516,445	3,628,291		130,144,736
Hurricane and flood protection system infrastructure	199,557,680	63,024,868		262,582,548
Equipment	196,641,844	16,302,730	(2,572,218)	210,372,356
Total capital assets being depreciated	<u>771,672,992</u>	<u>112,065,647</u>	<u>2,487,045</u>	<u>886,225,684</u>
Less accumulated depreciation for:				
Buildings	(87,734,927)	(7,742,743)	(322,957)	(95,800,627)
Improvements other than buildings	(18,516,726)	(1,477,148)	2,137,202	(17,856,672)
Water Plant & Distribution	(53,144,203)	(2,498,424)		(55,642,627)
Hurricane and flood protection system infrastructure	(28,248,440)	(6,212,839)	(2,141,796)	(36,603,075)
Equipment	(146,294,070)	(13,858,564)	2,720,105	(157,432,529)
Total accumulated depreciation	<u>(333,938,366)</u>	<u>(31,789,718)</u>	<u>2,392,554</u>	<u>(363,335,530)</u>
Total capital assets being depreciated, net	<u>437,734,626</u>	<u>80,275,929</u>	<u>4,879,599</u>	<u>522,890,154</u>
Total capital assets, net	<u>\$ 494,476,829</u>	<u>\$ 124,793,900</u>	<u>\$(29,484,399)</u>	<u>\$ 589,786,330</u>



**Note 9 - ACCOUNTS PAYABLE AND OTHER CURRENT LIABILITIES**

Accounts payable and other current liabilities at December 31, 2012 consisted of the following:

	Vendors	Salaries & Benefits	Protest Taxes	Claims and Judgements	Other	Total Accounts Payable and Accrued Expenditures	Liability for Work on Completed Contracts	Total Account Payable and Other Current Liabilities
<b>Governmental activities:</b>								
General Fund	\$ 1,300,418	\$ 206,948	\$ 16,015		\$ 72,023	\$ 1,595,404	\$ 14,109	\$ 1,609,513
Public Safety	37,357	197,255	3,117		128	237,857		237,857
Grants	2,191,195	47,906	46		2,961	2,242,108	5,101	2,247,209
Road and Bridge	271,720	44,626			145	316,491		316,491
Levee and conservation	2,992,968					2,992,968		2,992,968
Drainage	157,983	54,835	38,331			251,149		251,149
Capital Projects	1,591,521		5,277		880	1,597,678	3,167,411	4,765,089
Internal Service Fund	316,666	45,178	4,295	\$12,745,532	14,846	13,126,517		13,126,517
Non major fund	138,608	104,780	97,002		6,280	346,670	5,000	351,670
Total governmental activities	<u>\$8,998,436</u>	<u>\$ 701,528</u>	<u>\$ 164,083</u>	<u>\$12,745,532</u>	<u>\$ 97,263</u>	<u>\$22,706,842</u>	<u>\$3,191,621</u>	<u>\$ 25,898,463</u>
<b>Business-type activities:</b>								
Utilities	\$3,265,026	\$ 34,201			\$ 535	\$ 3,299,762		\$ 3,299,762
Sewerage	168,138	30,520			87	198,745	\$145,376	344,121
Sanitation	769,194	10,517	\$ 60,261			839,972		839,972
Civic Center	22,029	14,941			127,003	163,973		163,973
Total business-type activities	<u>\$4,224,387</u>	<u>\$ 90,179</u>	<u>\$ 60,261</u>		<u>\$ 127,625</u>	<u>\$ 4,502,452</u>	<u>\$ 145,376</u>	<u>\$ 4,647,828</u>

**Note 10 - LONG-TERM DEBT**

**Public Improvement Bonds**

The Parish issues public improvement bonds to provide for the acquisition and construction of major capital facilities. Public improvement bonds have been issued for governmental activities and are secured with sales and use taxes levied by the Parish. The largest amount of principal and interest due in any single year for new public improvement bonds shall not exceed 75% of anticipated revenue from the tax securing the bonds.

**General Obligation Bonds**

The Parish issues general obligation bonds to provide for the acquisition and construction of major capital facilities. General obligation bonds have been issued for governmental activities and are secured by unlimited ad valorem taxation. The total general obligation bond debt shall not exceed 10% of the assessed value of all property within Terrebonne Parish.

**Revenue Bonds**

The Parish also issues revenue bonds for the purpose of providing for the acquisitions and construction of major capital projects. Revenue bonds have been issued for business-type activities. The Parish has pledged income derived from the acquired or constructed assets to pay revenue bond debt service.

**Primary Government**

On September 22, 2010 Terrebonne Parish Consolidated Government issued \$17,000,000 in Sewer Revenue Bonds, Series 2010 (Build America Bond and Recovery Zone Economic Development) for the purpose of conversion of 6 lift stations to submersible pumps, mitigation of 4 lift stations in the South Treatment Plant service area and renovations of 11 other lift stations throughout the Parish and renovations of 2 treatment plants. The revenue bonds were issued in the form of a single bond which was purchased by the Louisiana Department of Environmental Quality (DEQ).

**Note 10 - LONG-TERM DEBT (Continued)**

**Primary Government (continued)**

The Bond shall bear interest at the rate of .45% annually, payable in monthly installments beginning September 2, 2013 and maturing September 1, 2023. The bond is secured and payable solely from the income and revenues derived or to be derived by the Parish from the operation of its sewer system. The purchase price of the Bond shall be paid in periodic advances of principal by DEQ. At December 31, 2012, DEQ had advanced the Parish \$7,312,963 and the Parish had construction costs of \$1,898,332 which were accrued on the bond.

The following is a summary of changes in long-term debt of the Parish:

	Payable January 1, 2012	Obligations Retired	New Issues	Payable December 31, 2012	Due Within One Year
<b><u>Governmental Activities:</u></b>					
Bonds:					
Public Improvement	\$ 90,210,000	\$ 3,700,000		\$ 86,510,000	\$ 3,860,000
General Obligation	19,825,000	1,400,000		18,425,000	1,455,000
Unamortized bond premium	329,329	63,630		265,699	
Compensated absences payable	1,189,171	1,101,083	\$1,191,004	1,279,092	1,142,079
Other postemployment benefits	9,734,327	2,256,263	3,975,910	11,453,974	
Total governmental activities	<u>\$ 121,287,827</u>	<u>\$ 8,520,976</u>	<u>\$ 5,166,914</u>	<u>\$ 117,933,765</u>	<u>\$ 6,457,079</u>
<b><u>Business-type Activities:</u></b>					
Revenue bonds	\$ 1,263,653		\$ 7,947,642	\$ 9,211,295	\$ 788,000
Landfill Closure	2,338,295	579,692		1,758,603	\$ 138,000
Compensated absences payable	382,070	308,088	303,742	377,724	304,460
Other postemployment benefits	1,423,960	112,552	633,478	1,944,886	
Total business-type activities	<u>\$ 5,407,978</u>	<u>\$ 1,000,332</u>	<u>\$ 8,884,862</u>	<u>\$ 13,292,508</u>	<u>\$ 1,230,460</u>

As a result of the implementation of GASB No. 65, deferred amount on refunding at January 1, 2012, \$264,438, was reclassified to deferred outflows of resources.

Compensated absences, other postemployment benefits and landfill closure are described in Notes 1D, 19 and 21, respectively.

Internal service funds serve predominantly the governmental funds. Accordingly, long-term liabilities for these funds are included as part of the totals for governmental activities. At year-end \$1,440,351 of compensated absences payable and other postemployment benefits for internal service funds are included as governmental activities. These obligations typically have been liquidated by the General Fund, Public Safety Fund, Grant Fund, Road and Bridge Maintenance Fund, Drainage Maintenance Fund and all other governmental funds and propriety funds that incur personal service costs.

Note 10 - LONG-TERM DEBT (Continued)

The annual requirements to amortize authorized bonded debt outstanding including principal and interest and following the full advance of the Build America Revenue Bond, at December 31, 2012 are as follows:

Maturity	Public Improvement Bonds		General Obligation Bonds		Revenue Bonds	
	Principal	Interest	Principal	Interest	Principal	Interest
2013	\$ 3,860,000	\$ 3,904,063	\$ 1,455,000	\$ 812,473	\$ 788,000	\$ 76,500
2014	3,790,000	3,776,228	1,270,000	756,104	794,000	72,954
2015	3,850,000	3,635,871	1,315,000	700,929	800,000	69,381
2016	4,040,000	3,477,477	1,195,000	645,554	807,000	65,781
2017	4,240,000	3,301,731	955,000	597,684	813,000	62,149
2018-2022	19,575,000	13,849,971	5,545,000	2,276,719	4,163,000	255,281
2023-2027	21,015,000	9,100,053	6,305,000	842,081	4,330,000	160,132
2028-2032	13,360,000	4,995,460	385,000	11,309	4,505,000	61,133
2033-2036	12,780,000	1,384,684				
<b>Totals</b>	<b>\$ 86,510,000</b>	<b>\$47,425,538</b>	<b>\$18,425,000</b>	<b>\$ 6,642,853</b>	<b>\$ 17,000,000</b>	<b>\$ 823,311</b>

Bonds payable are represented by the following individual issues:

	Authorized and Issued	Range of Annual Installments		Interest Rate (%)	Maturity Date	Outstanding
<b>Public Improvement Bonds</b>						
1998A Refunding Certificates of Indebtedness	\$ 2,265,000	\$ 25,000	\$ 410,000	3.90 - 4.20	7-01-2013	\$ 410,000
1998B Refunding Certificates of Indebtedness	3,725,000	195,000	290,000	5.50 - 6.85	7-01-2019	1,375,000
2003 Public Improvement Refunding Bonds	5,200,000	470,000	545,000	1.00 - 3.25	3-01-2014	1,070,000
2005 Public Improvement Bonds	7,495,000	115,000	580,000	4.00 - 6.00	3-01-2025	5,735,000
2008 Public Improvement Bonds	9,825,000	250,000	785,000	4.25 - 5.88	3-01-2028	9,075,000
2009 Public Improvement Refunding Bonds	11,850,000	340,000	1,590,000	2.00 - 4.50	3-01-2020	9,105,000
2011 Public Improvement Bonds	49,000,000	1,010,000	3,455,000	2.00 - 5.25	4-01-2036	47,975,000
2011 Public Improvement Bonds	11,765,000	90,000	2,125,000	2.00 - 4.00	3-01-2026	11,765,000
						<b>86,510,000</b>
<b>General Obligation Bonds</b>						
2003 Refunding	1,845,000	160,000	220,000	1.00 - 3.13	3-01-2013	220,000
2005 Drainage/Paving	5,000,000	140,000	400,000	3.00 - 5.00	3-01-2025	3,830,000
2005 Refunding	4,425,000	240,000	460,000	3.50 - 4.00	3-01-2016	1,675,000
2007 Drainage/Paving	10,000,000	115,000	460,000	4.38 - 5.00	3-01-2027	8,345,000
2008 Sewerage	5,000,000	150,000	385,000	4.25 - 6.00	3-01-2028	4,355,000
						<b>18,425,000</b>
<b>Revenue Bonds</b>						
Utilities Revenue						
2002*	12,430,000	1,030,000	1,440,000	1.75 - 4.25	1-01-2012	
Sewer Revenue						
2010	17,000,000	788,000	915,000	0.45 - 0.45	9-01-2032	9,211,295
<b>Total bonds payable</b>						<b>\$ 114,146,295</b>

**Note 10 - LONG-TERM DEBT (Continued)**

**Component Units**

Several component units have year-ends that are different from the reporting entity. The following summaries of bond transactions, annual debt requirements and bonds payable by individual issues are presented as of and for the various year ends of the component units.

The following is a summary of changes in long-term debt of the component units of the Parish:

	Beginning Balance	Obligations Retired	New Issues	Ending Balance	Due Within One Year
<b><u>Governmental Activities:</u></b>					
Bonds:					
Public Improvement	\$ 8,160,835	\$ 795,835		\$ 7,365,000	\$ 800,000
General Obligation	11,295,000	656,000		10,639,000	709,000
Certificate of Indebtedness	550,000	100,000	\$ 140,000	590,000	131,000
Capitalized leases	907,375	365,715	838,732	1,380,392	303,196
Compensated absences	609,731	53,383	112,024	668,372	
Postemployment benefits	3,534,693		1,198,864	4,733,557	76,641
Other long-term liabilities	614,708	168,000		446,708	83,000
<b>Total governmental activities</b>	<b>25,672,342</b>	<b>2,138,933</b>	<b>2,289,620</b>	<b>25,823,029</b>	<b>2,102,837</b>
<b><u>Business-type Activities:</u></b>					
Revenue Bonds	76,853,773	2,606,402	132,156	74,379,527	3,649,667
Certificate of Indebtedness	1,806,863		1,180,000	2,986,863	209,300
Deferred Amount on Refunding	(882,995)	(664,475)	71,767	(146,753)	(54,623)
Unamortized bond premium	1,470,649	459,680		1,010,969	39,288
Postemployment benefits	1,355,309		243,583	1,598,892	
Other long-term liabilities	571,000	59,000		512,000	
<b>Total business-type activities</b>	<b>81,174,599</b>	<b>2,460,607</b>	<b>1,627,506</b>	<b>80,341,498</b>	<b>3,843,632</b>
<b>Total long-term debt</b>	<b>\$106,846,941</b>	<b>\$ 4,599,540</b>	<b>\$ 3,917,126</b>	<b>\$ 106,164,527</b>	<b>\$ 5,946,469</b>

The annual requirements, including interest to amortize all long-term debt outstanding at December 31, 2012 other than compensated absences and other postemployment benefits are as follows:

Maturity	Public Improvement Bonds		General Obligation Bonds		Revenue Bonds		Certificate of Indebtedness		Capitalized Leases	
	Principal	Interest	Principal	Interest	Principal	Interest	Principal	Interest	Principal	Interest
2013	\$ 800,000	\$ 297,356	\$ 709,000	\$ 422,828	\$ 3,649,667	\$ 3,322,659	\$ 340,300	\$ 211,558	\$ 303,196	\$ 52,505
2014	835,000	260,639	760,000	392,199	3,818,258	3,180,077	361,000	196,074	234,037	45,393
2015	880,000	218,271	662,000	364,043	2,947,087	3,048,986	381,500	179,489	235,191	35,159
2016	930,000	177,946	703,000	338,999	3,070,162	2,937,077	397,200	161,577	220,191	24,742
2017	965,000	139,964	740,000	311,912	3,199,493	2,820,646	297,700	144,545	184,254	15,026
2018-2022	2,955,000	183,704	3,440,000	1,134,939	18,722,860	11,938,559	1,799,163	531,711	203,523	23,758
2023-2027			2,370,000	538,721	17,396,000	7,562,703				
2028-2032			1,255,000	95,598	17,356,000	3,255,287				
2033					4,220,000	235,000				
<b>Totals</b>	<b>\$ 7,365,000</b>	<b>\$1,277,880</b>	<b>\$10,639,000</b>	<b>\$3,599,239</b>	<b>\$ 74,379,527</b>	<b>\$38,300,994</b>	<b>\$3,576,863</b>	<b>\$1,424,954</b>	<b>\$ 1,380,392</b>	<b>\$196,583</b>

**Note 10 - LONG-TERM DEBT (Continued)**

Bonds payable for component units are represented by the following individual issues:

	Authorized and Issued	Range of Annual Installments		Interest Rate (%)		Maturity Date	Outstanding
<u>Public Improvement Bonds</u>							
Communications District	\$ 500,000		\$ 26,661	4.15		10-01-2017	\$ 250,000
Library-2005 Refunding	8,830,000	20,000 -	1,025,000	4.00 -	7.00	03-01-2020	7,115,000
							<u>7,365,000</u>
<u>General Obligation Bonds</u>							
Fire Protection Districts:							
No. 4A - 2004	850,000	25,000 -	80,000	3.89		03-01-2019	480,000
No. 5 - 2009	1,600,000	50,000 -	97,000	5.25		03-01-2029	1,495,000
No. 7 - 2005	1,800,000	60,000 -	145,000	3.85 -	7.00	03-01-2025	1,400,000
No. 10 - 1999	745,000	15,000 -	75,000	5.25		03-01-2014	875,000
Schriever Fire District:							
Series 1997	815,000	25,000 -	75,000	4.00 -	8.00	03-01-2017	345,000
Series 2011	2,500,000	20,000 -	240,000	2.00 -	8.00	03-01-2031	2,480,000
Recreation District:							
No. 1 - 2004	1,000,000	50,000 -	100,000	4.58		03-01-2019	595,000
No. 6 - 2009	1,400,000	250,000 -	88,000	7.00		03-01-2028	1,290,000
No. 10 - 1999	465,000	10,000 -	50,000	5.25		03-01-2014	95,000
Veterans - 2011	1,700,000	116,000 -	206,000	0.60	4.50	03-01-2021	1,584,000
							<u>10,639,000</u>
<u>Revenue Bonds</u>							
Hospital:							
Series 2003	25,000,000	85,000 -	4,130,000	2.00 -	5.25	04-01-2033	16,475,000
Series 2010	40,455,000	700,000 -	3,345,000	3.00	5.00	10-01-2028	39,755,000
Waterworks:							
Series 2010	1,900,000	75,000 -	118,000	2.95		11-01-2030	1,825,000
Series 2009	5,945,000	155,000 -	915,000	3.94 -	4.82	11-01-2018	4,850,000
Series 2003A	6,610,000	15,000 -	1,245,000	5.25		11-01-2023	6,610,000
Series 2003B	10,425,000	880,000 -	1,220,000	4.00 -	5.00	11-01-2013	1,925,000
Airport Comission:							
Series 2007A	4,490,000	93,759 -	94,769	5.65		06-01-2027	2,939,527
							<u>74,379,527</u>
<u>Certificates of Indebtedness</u>							
Port Commission	2,000,000	90,000 -	210,000	6.65		07-01-2024	1,806,863
Port Commission	1,180,000	130,000 -	205,000	4.75		04-01-2024	1,180,000
Recreation District No. 6 - 2012	140,000	26,000 -	30,000	2.73		05-01-2017	140,000
Recreation District No. 11-2010	750,000	109,598 -	121,800	1.00 -	3.00	03-01-2016	450,000
							<u>3,576,863</u>
Total bonds payable							<u>\$ 95,960,390</u>

**Note 11 - DUE TO AND FROM OTHER FUNDS**

Due to and from other funds are listed by fund for the year ended December 31, 2012:

	Interfund Receivables	Interfund Payables
<b>General Fund:</b>		
Public Safety Fund	\$ 188,432	
Grant Fund	12,418,955	\$ 1,708,194
Road and Bridge Maintenance Fund	207,664	231,759
Drainage Maintenance Fund	418,847	159,119
Terrebonne Levee & Conservation District Fund		417,132
Capital Projects Funds	4,699,466	8,166,056
Utilities Fund	2,214,676	3,531,959
Sewerage Fund	1,567,996	1,141,165
Sanitation Maintenance Fund	33,502	4,768,601
Civic Center Fund	895,196	
Internal Service Funds	2,521,005	12,875,268
Non-major Funds	1,165,925	4,482,337
Totals	26,331,664	37,481,590
<b>Public Safety Fund:</b>		
General Fund		188,432
Internal Service Funds		254,024
Totals		442,456
<b>Grant Fund:</b>		
General Fund	1,708,194	12,418,955
Internal Service Funds		14,100
Totals	1,708,194	12,433,055
<b>Road and Bridge Maintenance Fund:</b>		
General Fund	231,759	207,664
Utilities Fund		13,907
Internal Service Funds		150,266
Totals	231,759	371,837
<b>Drainage Maintenance Fund:</b>		
General Fund	159,119	418,847
Internal Service Funds		253,833
Totals	159,119	672,680
<b>Terrebonne Levee &amp; Conservation District Fund</b>		
General Fund	417,132	
<b>Capital Project Funds:</b>		
General Fund	8,166,056	4,699,466

**Note 11 - DUE TO AND FROM OTHER FUNDS (Continued)**

	Interfund Receivables	Interfund Payables
Utilities Fund:		
General Fund	\$ 3,531,959	\$ 2,214,676
Road and Bridge Maintenance Fund	13,907	
Internal Service Funds	1,430,810	187,494
Non-major Funds	8,146	
Totals	4,984,822	2,402,170
Sewerage Fund:		
General Fund	1,141,165	1,567,996
Internal Service Funds		121,973
Totals	1,141,165	1,689,969
Sanitation Maintenance Fund:		
General Fund	4,768,601	33,502
Internal Service Funds		69,090
Totals	4,768,601	102,592
Civic Center Fund:		
General Fund		895,196
Internal Service Funds		23,053
Totals		918,249
Internal Service Funds:		
General Fund	12,875,268	2,521,005
Public Safety Fund	254,024	
Grant Fund	14,100	
Road and Bridge Maintenance Fund	150,266	
Drainage Maintenance Fund	253,833	
Sanitation Maintenance Fund	69,090	
Utilities Fund	187,494	1,430,810
Sewerage Fund	121,973	
Civic Center Fund	23,053	
Internal Service Funds	178,070	178,070
Non-major Funds	74,928	
Totals	14,202,099	4,129,885
Non-major Funds:		
General Fund	4,482,337	1,165,925
Utilities Fund		8,146
Internal Service Funds		74,928
Non-major Funds	174,390	174,390
Totals	4,656,727	1,423,389
Grand Totals	\$ 66,767,338	\$ 66,767,338

The balances above resulted from the time lag between the dates that (1) interfund goods and services are provided or reimbursable expenditures occur, (2) transactions are recorded in the accounting system and (3) payments between funds are made.

**Note 12 - MAJOR SUPPLIERS - ENTERPRISE FUNDS**

The Parish made 10% or more of total energy purchases recognized in the Utilities Fund during the year ended December 31, 2012 from the following suppliers:

	Purchases
Supplier A	\$ 17,196,863
Supplier B	\$ 3,889,355

The Parish made 10% or more of charges for services recognized in the Sanitation Fund during the year ended December 31, 2012 from the following suppliers:

	Purchases
Supplier A	\$ 4,882,439
Supplier B	\$ 3,201,952
Supplier C	\$ 1,087,620

**Note 13 - INVESTMENT IN LEPA**

The Louisiana Energy and Power Authority (LEPA), was created as a political subdivision of the State of Louisiana. Eighteen Louisiana municipalities currently are members of LEPA and are joined together to provide a reliable and economic supply of electric power and energy to member municipalities. LEPA is a 20% co-owner under the Joint Ownership Agreement of a coal-fired steam electric generating plant, the Rodemacher Unit No. 2, which has a rated net capacity of 524 MW. The Agreement will remain in effect as long as the unit is useful for the generation of electricity or for a period of 35 years, whichever is less. Central Louisiana Electric Company, Inc. (CLECO) and Lafayette Public Power Authority (LPPA) have ownership interests of 30% and 50%, respectively.

In October 1982, the City of Houma (through the Utilities Fund) entered into a Rodemacher Power Sales Contract with LEPA to purchase output from the Rodemacher Unit No. 2 generating facility located in Boyce, Louisiana. Four other Louisiana municipal electric utilities and LEPA members entered into similar agreements. The terms of the agreements are such that each city is required to purchase its respective entitlement share of generated electricity from the facility. The aggregate entitlement shares of all the cities equals 100% of LEPA's 20% or 104.6 MW ownership, of which the Utilities Fund share is 21.7% or 22.7 MW. Each city is required to pay monthly for its entitlement share of power capability and energy on a take-or-pay basis. In addition, the Parish had entered into a Load Matching Servicing Agreement whereby LEPA administers load matching services. Under existing law, the rates charged by the participants to their customers are not subject to regulation by any federal or state authority. Each participant is obligated to establish rates and charges sufficient to pay all of its obligations to LEPA. Payments made to LEPA are payable monthly solely from the revenues of the Utilities Fund.

Expenses for the Utilities Fund's entitlement share of power capacity and energy for the year ended December 31, 2012 amounted to \$8,400,575. Expenses for load matching services amounted to \$8,796,288 for the year ended December 31, 2012. The Utilities Fund's investment in LEPA of \$810,580 is recorded based on audited financial statements as of December 31, 2012.

LEPA issues a publicly available financial report that includes financial statements and other required supplementary information. The report may be obtained by writing to Louisiana Electric Power Authority, 210 Venture Way, Lafayette, Louisiana, 70507-5319.



**Note 14 - INTERDEPARTMENTAL - UTILITIES USAGE**

The Utilities Fund records at cost the sales and purchases of natural gas between departments. The Gas Department reports as revenue the sale of natural gas to the Electric Department. The Electric Department records these purchases as operating expenses. For the year ended December 31, 2012, these interdepartmental transactions amounted to \$1,583,099. Interdepartmental sales of electricity and gas to other Parish departments amounted to \$14,806. No consolidating or other eliminating entries were made in arriving at the above figures.

**Note 15 - RECONCILIATION OF TRANSFERS**

A reconciliation of transfers for the year ended December 31, 2012 is as follows:

	Transfers In	Transfers Out
<b>General Fund:</b>		
Public Safety Fund		\$ 1,800,000
Grant Fund		1,248,303
Road and Bridge Maintenance Fund	\$ 112,142	1,045,000
Capital Projects Fund		6,226,237
Utilities Fund	2,540,764	
Civic Center Fund		872,151
Non-Major Funds	460	2,937,743
Sanitation Fund	543,904	
Totals	3,197,270	14,129,434
<b>Public Safety Fund:</b>		
General Fund	1,800,000	
Grant Fund		4,723
Non-Major Funds		516,764
Totals	1,800,000	521,487
<b>Grant Fund:</b>		
General Fund	1,248,303	
Public Safety Fund	4,723	
Civic Center	129,594	
Internal Service Funds	3,512	
Totals	1,386,132	
<b>Road and Bridge Maintenance Fund:</b>		
General Fund	1,045,000	112,142
Drainage Maintenance Fund		40,365
Totals	1,045,000	152,507
<b>Drainage Maintenance Fund:</b>		
Road and Bridge Maintenance Fund	40,365	
Capital Projects Fund	70,000	15,000
Totals	110,365	15,000
<b>Terrebonne Levee &amp; Conservation District Fund</b>		
Non-Major Funds		3,290,951
Totals		3,290,951
<b>Capital Projects Fund:</b>		
General Fund	6,226,237	
Drainage Maintenance Fund	15,000	70,000
Sewerage Fund		2,614,549
Sanitation Maintenance Fund	209,831	1,171,887
Non-Major Funds	2,873,731	2,000,000
Totals	9,324,799	5,856,436

**Note 15 - RECONCILIATION OF TRANSFERS (Continued)**

	Transfers In	Transfers Out
<b>Sanitation Maintenance Fund:</b>		
General Fund		\$ 543,904
Capital Projects Fund	\$ 1,171,887	209,831
Totals	1,171,887	753,735
<b>Utilities Fund:</b>		
General Fund		2,540,764
Non-Major Funds	250,000	
Totals	250,000	2,540,764
<b>Sewerage Fund:</b>		
Capital Projects Fund	2,614,549	
Totals	2,614,549	
<b>Civic Center Fund:</b>		
General Fund	872,151	
Grant Funds		129,594
Totals	872,151	129,594
<b>Internal Service Fund:</b>		
Grant Fund		3,512
Totals		3,512
<b>Non-Major Funds:</b>		
General Fund	2,937,743	460
Public Safety Fund	516,764	
Capital Projects Fund	2,000,000	2,873,731
Utilities Fund		250,000
Terrebonne Levee & Conservation District Fund	3,290,951	
Non-Major Funds	4,002,376	4,002,376
Totals	12,747,834	7,126,567
Grand Totals	\$ 34,519,987	\$ 34,519,987

Transfers are used to (1) move revenues from the fund that statute or budget requires to collect them to the fund that statute or budget requires to expend them, (2) move receipts restricted to debt service fund from the funds collecting the receipts to the debt service fund as debt service payments become due, and (3) use unrestricted revenues collected in the general fund to finance various programs accounted for in other funds in accordance with budgetary authorizations.

In the year ended December 31, 2012, the Parish made a transfer of \$2,540,764 from the Utilities Fund to the General Fund for the payment in lieu of tax (PILOT). The PILOT is a prudent percentage of funds that may be transferred from City Utility System after satisfying various requirements of the Consolidated Bond Ordinance # 97-5740.

**Note 16 - OPERATING LEASES**

The Parish is a lessee in has various operating leases. These operating leases are for property, buildings and boat landings. Some leases are on a daily/as needed basis, some are monthly and others are on a yearly basis. The longest time period the Parish is under contract is for a lease expiring in the year 2070 for a park at a yearly fee of \$50. Since 1989 the Parish has been providing in-kind services to the Houma-Terrebonne Airport Commission in exchange for property leased by the Parishwide Recreation Fund. The lease, which expired on June 30, 1989, has operated on a month-to-month basis from 1989 to 2012. Management has determined the in-kind services of Police and Fire Protection, Roads and Drainage have more than compensated for the outstanding liability, and future obligations will be offset by in-kind services from the Parish to the Airport Commission.

Rental expenses for all operating leases for the year ended December 31, 2012 totaled approximately \$242,084.

The minimum annual commitments under non-cancelable operating leases are as follows:

<u>Year Ending December 31</u>	<u>Amount</u>
2013	\$ 126,737
2014	118,337
2015	109,937
2016	109,937
2017	109,937
2018-2022	549,684
2023-2027	211,124
2028-2032	250
Thereafter	<u>1,850</u>
Total	<u>\$ 1,337,793</u>

Thereafter includes a lease for a park at a yearly fee of \$50 for the years 2033 through 2070.

The Parish leases space in its Government Towers to business and other governmental agencies. Some leases are non-cancelable operating leases and some are operating on a month-to-month basis. The cost of property leased or held for lease to others was approximately \$2,449,681 for the year ended December 31, 2012. Accumulated depreciation on this leased property was approximately \$739,217 as of December 31, 2012. In addition, the Parish leases a fully depreciated office building with cost of \$75,000 to another governmental agency under a non-cancelable operating lease expiring April 30, 2014.

Minimum rentals on non-cancelable operating leases for the next five years are as follows:

<u>Year Ending December 31</u>	<u>Amount</u>
2013	\$ 308,705
2014	288,843
2015	274,536
2016	274,536
2017	<u>274,533</u>
Total	<u>\$ 1,421,153</u>

Several of the leases include rental amounts that are redetermined annually based on formulas prescribed in the individual lease agreements. The future minimum rentals for these leases were determined using the rates in effect at December 31, 2012. Rental income under cancelable and non-cancelable leases for 2012 was approximately \$523,312.

## Note 17 - RISK MANAGEMENT

The Parish is exposed to various risks of loss related to general liability, auto liability, workers' compensation, property and group health benefits. Various suits and claims arising from personal injury and property damage, some for substantial amounts, are pending against the Parish, its insurers and others. In accordance with Statement of Financial Accounting Standards No. 5, the Parish's Internal Service Fund has provided for, in its financial statements, estimated losses from the aforementioned pending suits and claims based on the estimated ultimate cost of settling the claims, considering the effects of inflation, recent claim settlement trends and other social and economic factors, including the effects of specific incremental claim adjustment expenses, salvage and subrogation. The Parish believes the ultimate settlement costs will not materially exceed the amounts provided for the claims.

Under the Parish's limited risk management program, premiums are paid into the internal service funds by all participating funds and are available to pay claims, claim reserves and administrative costs of the program. The total charge by the internal service funds to the other funds is based on an actuarial method and adjusted over a reasonable period of time so that internal service fund revenues and expenses are approximately equal.

Liabilities are reported when it is probable that a loss has occurred and the amount of the loss can be reasonably estimated. Liabilities include an amount for claims that have been incurred but not reported (IBNRs). The liability for claims and judgments is reported in the internal service fund.

Insurance coverage for the various loss risks related to general liability, public officials and employees' liability and employment practices, general liability for electric and gas systems, auto liability, workmen's compensation, property, group health, and pollution liability is provided as described below:

*General Liability* – For the period January 1, 2012 through December 31, 2012, the Parish is self-insured for the first \$500,000 of each claim relating to general liability, with coverage obtained through an independent provider for liability up to \$6,000,000. General liability claims in excess of \$6,000,000 are paid by the Parish.

*Public Officials and Employee's Liability and Employment Practices* – For the period January 1, 2012 through December 31, 2012, the Parish was self-insured for the first \$250,000 of each wrongful act relating to public officials and employees' liability, with claims in excess thereof covered up to \$6,000,000. Any claims in excess of \$6,000,000 are paid by the Parish.

*General Liability for Electric and Gas Systems* – The Parish is self-insured for the first \$200,000 of each claim relating to general liability of the Electric and Gas Systems and the first \$500,000 related to pollution liability. For liability in excess thereof, the Parish is covered under an insurance contract for up to \$10,000,000, with any individual claims over \$10,000,000 or aggregate over \$20,000,000 to be paid by the Parish.

*Automobile Liability* - For the period January 1, 2012 through December 31, 2012, the Parish is self-insured for the first \$500,000 of each claim relating to auto insurance. For liability in excess of \$500,000, the Parish is covered under an insurance contract for claims up to \$6,000,000. Auto claims in excess of \$6,000,000 are paid by the Parish.

*Workers' Compensation* - The Parish is self-insured for the first \$500,000 of each claim relating to workers' compensation insurance. For liability in excess of \$500,000, the Parish is covered under an insurance contract for claims up to \$25,000,000. Under the workers' compensation policy, employer's liability insurance limits are \$1,000,000.

*Property Insurance* - The Parish is self-insured for the first \$100,000 of each claim relating to property insurance except for wind/named storm losses, which will be three percent (3%) of the value at the time of loss of each separate building, with respect to named storm losses only. If two or more deductible amounts in this policy apply to a single occurrence, the total amount to be deducted shall not exceed the largest deductible applicable. The Parish is covered under insurance contracts for the excess liability up to \$65,000,000. Any claims in excess of \$65,000,000 are to be paid by the Parish.

**Note 17 - RISK MANAGEMENT (Continued)**

*Pollution Liability* – For the period January 1, 2012 through December 31, 2012 the Parish is self-insured for the first \$250,000 of each claim relating to pollution liability. For liability in excess of \$250,000 the Parish is covered under an insurance contract for claims up to \$5,000,000. Pollution liability claims in excess of \$5,000,000 are to be paid by the Parish.

*Group Health Insurance* - The Parish is self-insured for the first \$150,000 of each claim relating to group health insurance. The aggregate deductible for all group claims relating to group insurance for 2012 was \$18,758,285. The Parish is covered under an insurance contract for the excess liability on individual claims. There is no lifetime maximum claims limit for covered employees.

Settled claims have not exceeded the insurance coverage for the excess liability in any of the past three years.

At December 31, 2012, the amount of liability for unpaid claims was \$10,846,660 for the Insurance Control Fund and \$1,810,439 for Group Health Insurance Fund. These liabilities are the Parish's best estimate based on available information. Changes in the reported liabilities during the past two years are as follows:

Insurance Control Fund

	<u>Unpaid Claims January 1,</u>	<u>Incurred Claims (Including IBNRs)</u>	<u>Claim Payments</u>	<u>Unpaid Claims December 31,</u>
2011	\$ 10,194,356	\$ 2,546,439	\$ 2,931,211	\$ 9,809,584
2012	\$ 9,809,584	\$ 3,401,405	\$ 2,364,329	\$ 10,846,660

Group Health Insurance Fund

	<u>Unpaid Claims January 1,</u>	<u>Incurred Claims (Including IBNRs)</u>	<u>Claim Payments</u>	<u>Unpaid Claims December 31,</u>
2011	\$ 1,314,650	\$ 14,440,550	\$ 14,409,915	\$ 1,345,285
2012	\$ 1,345,285	\$ 14,486,996	\$ 14,021,842	\$ 1,810,439

**Note 18 - COMMITMENTS AND CONTINGENCIES**

The Parish received funding under grants from various federal and state governmental agencies. The agency grants specify the purpose for which the grant monies are to be used; the grants are subject to audit by the granting agency or its representative. Any costs that would be disallowed would be recognized in the period agreed upon by the grantor agency and management. In management's opinion, there are no significant contingent liabilities relating to compliance with the rules and regulations governing federal and state grants.

The Parish received funding approval in August 2003 from the Federal Emergency Management Agency (FEMA), through the State of Louisiana, HMGP 1437-109-0001, totaling \$18.2 million (\$13.7 million federal, \$4.5 million applicant). The grant was used to elevate or buy-out substantially damaged homes following 2002 Storms Isidore and Lilli. In 2005 the State notified the Parish that 3<sup>rd</sup> party consulting and management fees of approximately \$1,909,000 were under review for allowability. On August 13, 2010, the State released a partial payment of \$820,294. A portion of the \$1,089,000 remaining balance, \$849,236, represents questioned project management fees. On May 18, 2012, the Section Chief, State Hazard Mitigation Officer for the Disaster Recovery Section, Governor's Office of Homeland Security and Emergency Preparedness provided their "Cost Analysis: Determination of Cost Reasonableness" documents they had submitted to the FEMA Region 6 (Federal Agency). The State has supported the Parish's request for reimbursement of these management fees in prior years, however since collection has not been made during 2012, the Parish has doubts about the collectability. Therefore, an allowance for doubtful accounts has been set up in the General Fund to fully reserve the receivable from the state.

The Parish is a defendant in several lawsuits. While it is not feasible to predict or determine the outcome of these matters, it is the opinion of management that the ultimate outcome will not have a material adverse effect on the financial position of the Parish. Accordingly, no obligation for claims in excess of previously described insurance limits has been recognized by the Parish in the financial statements.

**Note 19 - POSTRETIREMENT HOSPITALIZATION AND LIFE INSURANCE BENEFITS**

**Plan Description**

The Parish administers a single employer defined benefit healthcare plan (the Plan). The Plan provides lifetime healthcare insurance for eligible retirees and their dependents through the Parish's group health insurance plan, which covers both active and retired members. Parish employees retiring with at least ten years of permanent full-time creditable service with the Parish shall be eligible to participate in the Plan, which provides hospitalization and life insurance premiums approved by the Parish Council under the following vesting schedule: 1 to 15 years of service, 2.75% per year; 16 to 20 years of service, 41.25% plus 3.75% per year of service between 16 and 20; and 60% plus 5% per year for 21 or more years of service, limited to 85% of the premium. The Parish will pay the greatest of 85% of the group insurance premium or the maximum percentage of premium paid for active employees. In no event shall the Parish be obligated to pay a greater percentage of the group insurance premium for a retiree than the Parish pays for an active employee. A retired employee may provide dependent hospitalization coverage at applicable dependent rates. To be eligible for coverage after retirement, retired employees must be eligible for retirement under one of the Parish-sponsored state retirement programs, see Note 20. The Parish does not issue a publicly available financial report on the Plan.

The Terrebonne Parish Sales and Use Tax Department, Terrebonne Parish Public Library, Terrebonne Parish Port Commission, Terrebonne Parish Coroner's Office, Terrebonne Parish Recreation Districts 4, 10, and 11, and Terrebonne Parish Fire Districts 6, 7 and 9 each administer single employer defined benefit healthcare plans. Eligibility requirements, vesting schedules and benefits for each plan are the same as those described above for the Parish. The Terrebonne Parish Assessor, Consolidated Waterworks District No. 1, and Terrebonne Levee and Conservation District also administer single employer defined benefit plans. Eligibility in the Waterworks and Levee District plans each require retirement from a state retirement program described in Note 20.

**Note 19 - POSTRETIREMENT HOSPITALIZATION AND LIFE INSURANCE BENEFITS (Continued)**

Employees with 30 years of service with the Waterworks and 20 years with the Levee District are eligible for benefits, which include the full cost of healthcare of and life insurance premiums. Eligibility for the Assessor's plan requires 30 years of service or 12 years of service if retiring at age 55 or greater. The Assessor's plan provides lifetime health and dental insurance through the Louisiana Assessor's Insurance Fund.

The Terrebonne Parish Clerk of Court contributes to an agent multiple-employer postemployment healthcare plan administered by the Louisiana Clerks of Court Association. Eligibility for the Clerk of Court's plan requires that employees have twelve or more years of credited service and have reached the age of fifty-five years or more. The Clerk of Court's plan provides medical, dental, and life insurance benefits through the Louisiana Clerks of Court Insurance Trust.

**Funding Policy**

The Parish funds required premiums based on pay-as-you-go financing requirements. The cost of providing these benefits is recognized as expenditures/expenses as premiums are payable. For the year ended December 31, 2012, the Parish contributed \$2,120,014, \$1,741,358 for governmental activities and \$378,656 for business-type activities.

The component units each fund required premiums based on a pay-as-you-go financing requirement. For fiscal years ending during 2012 the component units recognized expenses of \$343,324 for retirees' premiums.

**Annual OPEB Cost and Net OPEB Obligation**

The annual OPEB cost (expense) is calculated based on the annual required contribution of the employer (ARC), an amount actuarially determined in accordance with the parameters of GASB 45. The ARC represents a level of funding that, if paid on an ongoing basis, is projected to cover normal cost each year and amortize any unfunded actuarial liabilities (or funding excess) over a period not to exceed thirty years. The table on the next page shows the components of the annual OPEB cost for the year, the premiums actually paid and the net OPEB obligation.

	Governmental Activities	Business-type Activities	Total Primary Government	Component Units	Total OPEB Obligation
Annual required contribution (ARC)	\$ 3,946,601	\$ 629,190	\$ 4,575,791	\$ 1,817,435	\$ 6,393,226
Interest on net OPEB obligation	413,709	60,519	474,228	163,274	637,502
Adjustment to ARC	<u>(384,400)</u>	<u>(56,231)</u>	<u>(440,631)</u>	<u>(185,273)</u>	<u>(625,904)</u>
Annual OPEB cost (expense)	3,975,910	633,478	4,609,388	1,795,436	6,404,824
Contributions made	<u>(2,256,263)</u>	<u>(112,552)</u>	<u>(2,368,815)</u>	<u>(343,324)</u>	<u>(2,712,139)</u>
Increase in net OPEB obligation	1,719,647	520,926	2,240,573	1,452,112	3,692,685
Beginning of year	<u>9,734,327</u>	<u>1,423,960</u>	<u>11,158,287</u>	<u>4,890,002</u>	<u>16,048,289</u>
End of the year	<u>\$ 11,453,974</u>	<u>\$ 1,944,886</u>	<u>\$ 13,398,860</u>	<u>\$ 6,342,114</u>	<u>\$ 19,740,974</u>

**Note 19 – POSTRETIREMENT HOSPITALIZATION AND LIFE INSURANCE BENEFITS (Continued)**

The Parish’s annual OPEB cost, the percentage of annual OPEB premiums paid, and the net OPEB obligation is as follows:

Fiscal Year Ended	Annual OPEB Cost	Percentage of Annual OPEB Contributed	Net OPEB Obligation
12/31/2010	\$4,504,585	50.31%	\$8,894,881
12/31/2011	4,529,769	50.03%	11,158,288
12/31/2012	4,609,387	51.39%	13,398,859

The discretely presented component units’ annual OPEB costs, the percentage of annual OPEB premiums paid, and net OPEB obligation is as follows:

Fiscal Year Ended	Annual OPEB Cost	Percentage of Annual OPEB Contributed	Net OPEB Obligation
12/31/2010	\$131,584	13.89%	\$3,392,615
12/31/2011	1,746,016	14.24%	4,890,002
12/31/2012	1,795,436	19.12%	6,364,325

**Funded Status and Funding Progress**

As of January 1, 2012, the most recent actuarial valuation date used by the Parish, the unfunded actuarial accrued liability (UAAL) was \$77,349,056, \$66,902,470 for governmental activities and \$10,446,585 for business-type activities. Covered payroll for eligible employees was \$22,345,195 and the total UAAL represents 346.2 percent of covered payroll.

The most recent actuarial valuation date used by component units was January 1, 2012, except July 1, 2011 for Waterworks, June 30, 2010 for the Clerk of Court, January 1, 2009 for the Assessor, and July 1, 2010 for the Levee District. The aggregate unfunded actuarial accrued liability (UAAL) for the component units amounted to \$25,112,849 and the total UAAL represents 271.45% of covered payrolls.

Actuarial valuations involve estimates of the value of reported amounts and assumptions about the probability of occurrence of events far into the future. Examples include assumptions about future employment, mortality and the healthcare cost trend. Actuarially determined amounts are subject to continual revision as actual results are compared with past expectations and new estimates are made about the future. The schedule of funding progress, for the primary government OPEB Plan, presented as required supplementary information, presents multi-year trends information about whether the actuarial value of plan assets is increasing or decreasing over time relative to the actuarial accrued liabilities for benefits.

**Actuarial Methods and Assumptions**

Projections of benefits for financial reporting purposes are based on the substantive plan (the plan as understood by the employer and eligible employees and retirees) and include the types of benefits provided at the time of each valuation and on the historical pattern of sharing benefit costs between the employer and eligible employees and retirees to that point. Actuarial calculations reflect a long-term perspective and employ methods and assumptions that are designed to reduce short-term volatility in actuarial accrued liabilities and the actuarial value of plan assets.

In the January 1, 2012 actuarial valuations, the entry age actuarial cost method was used. The actuarial assumptions included a 4.25 percent investment rate of return (discount rate), an inflation rate of 2.5%, a 3.0 projected increase in salary and annual medical cost trend rate of 9.0 percent initially, reduced by decrements to an ultimate rate of 5.0 percent after nine years. The annual dental cost trend was initially 5.5 percent, reduced by decrements to an ultimate rate of 3.5 percent after nine years.



**Note 19 – POSTRETIREMENT HOSPITALIZATION AND LIFE INSURANCE BENEFITS (Continued)**

Zero trends were assumed for valuing life insurance. Other assumptions include (1) expenses per participant per month are expected to increase with inflation at 2.5 percent per annum, (2) 55 percent of employees will choose to continue basic life insurance benefits, (3) family coverage includes a spouse and no children, and (4) male spouses are three years older than females. The UAAL is being amortized over an open 30 year period using the level percent of payroll method with an assumption that payroll increases by 3 percent per year.

The January 1, 2011 actuarial assumptions and methods substantially reflect those used in the Parish's January 1, 2012 actuarial valuation as described above. The remaining amortization period on January 1, 2012 valuation was 25 years from the beginning of the fiscal year.

The January 1, June 30, and July 1, 2009 actuarial assumptions and methods substantially reflect those used in the most recent component units actuarial valuations. The remaining amortization periods on component unit valuations is also 25 years from the beginning of each component unit's fiscal year.

**Note 20 - PENSION PLANS**

Employees of the Primary Government (except for policemen and firemen of the City of Houma) are members of the Parochial Employees' Retirement System (PERS).

On October 1, 1983, the City of Houma policemen joined the Municipal Police Employees' Retirement System (MPERS) of the State of Louisiana. The Parish maintains a Trust Fund (Police Pension and Relief Fund) for policemen hired prior to October 1, 1983.

Firemen hired after December 31, 1979 are covered under the Firefighters' Retirement System (FRS) of the State of Louisiana. The Parish maintains a Trust (Firemen's Pension and Relief Fund) for firemen hired prior to January 1, 1980. On March 26, 1996, the City of Houma Firemen's Pension Plan entered into a merger agreement with the Firefighter's Retirement System of the State of Louisiana. The merger was effective July 1, 1995 and retirees at that date were transferred to the FRS without a loss in benefits. Firemen hired prior to January 1, 1980 and retiring after June 30, 1995 will have their state retirement supplemented by the City of Houma Firemen's Pension Plan so as they too will not lose benefits under the merger.

Detailed information for each system or plan is as follows:

a.) Parochial Employees' Retirement System

**Plan Description** - The Parish contributes to Plan B of the Parochial Employees' Retirement System of Louisiana (the System), a cost-sharing multiple-employer defined benefit public employee retirement system (PERS), which is controlled and administered by a separate Board of Trustees. The System provides retirement, deferred and disability benefits, survivor's benefits and cost of living adjustments to plan members and beneficiaries. Act 205 of the 1952 Louisiana Legislative Session established the plan. The System is governed by Louisiana Revised Statutes 11:1901 through 11:2015, specifically, and other general laws of the State of Louisiana. The System issues a publicly available financial report that includes financial statements and required supplementary information for the System. The report may be obtained by writing to Parochial Employees' Retirement System of Louisiana, P. O. Box 14619, Baton Rouge, Louisiana 70898.

**Funding Policy** - Plan members are required to contribute 3.00% of their annual covered salary and the Parish is required to contribute at an actuarially determined rate. The employer's contribution rate was 10.00% of annual payroll for the year ended December 31, 2012. In addition, the System also receives a percentage of tax revenues from various taxing bodies. The contribution requirements of plan members and the Parish is established and may be amended by state statute. The Parish's contributions to the System for the years ending December 31, 2012, 2011, and 2010 were \$2,481,852, \$2,448,362 and \$2,481,857 respectively, equal to the required contributions for each year.

Note 20 - PENSION PLANS (Continued)

b.) Municipal Police Employees' Retirement System

**Plan Description** - The Parish contributes to the Municipal Police Employees' Retirement System of Louisiana (the System), a cost-sharing multiple-employer defined benefit public employee retirement system, which is controlled and administered by a separate Board of Trustees. The system provides retirement, deferred and disability benefits, survivor's benefits and cost of living adjustments to plan members and beneficiaries. Act 189 of the 1973 Louisiana Legislative Session established the plan.

The System is governed by Louisiana Revised Statutes 11:2211 through 11:2234, specifically, and other general laws of the State of Louisiana. The System issues a publicly available financial report that includes financial statements and required supplementary information for the System. The report may be obtained by writing to Municipal Police Employees' Retirement System of Louisiana, P.O. Box 94095, Baton Rouge, Louisiana 70804-9095.

**Funding Policy** - Plan members are required to contribute 7.50% of their annual covered salary and the Parish is required to contribute at an actuarially determined rate. The Parish contribution rate during the period of January 1, 2012 through June 30, 2012 was 26.5% of annual payroll excluding overtime but including state supplemental pay. Effective July 1, 2012 and continuing through December 31, 2012, the Parish contribution rate was increased to 31%. In addition, the System also receives a percentage of the insurance premiums tax. The contribution requirements of plan members and the Parish are established and amended by state statute. The Parish's contributions to the System for the years ending December 31, 2012, 2011, and 2010 were \$1,146,753, \$948,222 and \$728,923 respectively equal to the required contributions for each year.

c.) Firefighters' Retirement System

**Plan Description** - The Parish contributes to the Firefighters' Retirement System of Louisiana (the System), a cost-sharing multiple-employer defined benefit public retirement system, which is controlled and administered by a separate Board of Trustees. The System provides retirement, deferred and disability benefits, survivor's benefits and cost of living adjustments to plan members and beneficiaries. Act 434 of the 1979 Louisiana Legislative Session established the plan. The System is governed by Louisiana Revised Statutes 11:2251 through 11:2269, specifically, and other general laws of the State of Louisiana.

The System issues a publicly available financial report that includes financial statements and required supplementary information for the System. The report may be obtained by writing to Firefighters' Retirement System of Louisiana, 2051 Silverside Drive, Suite 210, Baton Rouge, Louisiana 70808-4136.

**Funding Policy** - Plan members are required to contribute 8.00% of their annual covered salary and the Parish is required to contribute at an actuarially determined rate. The Parish contribution rate during the period January 1, 2012 through June 30, 2012 was 23.25% of annual payroll excluding overtime but including state supplemental pay. Effective July 1, 2012 through December 31, 2012, the Parish contribution rate was increased to 24%. The contribution requirements of plan members and the Parish are established and amended by state statute. The Parish's contributions to the System for the years ending December 31, 2012, 2011, and 2010 were \$626,105, \$587,430 and \$452,790 respectively, equal to the required contributions for each year.

d.) City of Houma Police Pension and Relief Fund

**Plan Description** - The City of Houma Police Pension and Relief Fund (the Fund), a single-employer defined benefit pension plan, which is controlled and administered by a separate Board of Trustees. The Fund merged into the Municipal Police Employees' Retirement System (MPERS) effective October 1, 1983. Officers eligible for benefits are those employed by the City prior to the merger with MPERS and participate in the Fund. Membership in the Fund is closed. The Fund provides retirement benefits based on formula until the retiree reaches age 50. After the retiree reaches age 50, the Fund's benefits cease and the MPERS' benefits begin. The Fund provides retirement benefits with death and disability benefits assumed by MPERS. The Fund is governed by Louisiana Revised Statutes 11:3501 through 11:3731, specifically, and other general laws of the State of Louisiana.

Note 20 - PENSION PLANS (Continued)

d.) City of Houma Police Pension and Relief Fund (continued)

The Fund issues a publicly available financial report that includes financial statements and required supplementary information for the Fund. The report may be obtained by writing to the City of Houma Police Pension and Relief Fund, Terrebonne Parish Consolidated Government, Post Office Box 2768, Houma, Louisiana 70361.

**Summary of Significant Accounting Policies** – Basis of accounting and valuation of investments. The financial statements of Fund are prepared using the accrual basis of accounting. Member contributions are recognized in the period in which the contributions are due. The Parish's contributions are recognized when due and a formal commitment to provide the contributions has been made. Benefits and refunds are recognized when due and payable in accordance with the terms of the Fund. All Fund investments are reported at fair value. Securities traded on a national exchange are valued at the last reported sales price on the Fund's balance sheet date. Securities without an established market which includes the Louisiana Asset Management Pool (LAMP) are reported at estimated fair value or amortized cost value. LAMP is a local government 2a7-like pool which is permitted to be carried at amortized cost. See Notes 1D and 4 for further descriptions of LAMP.

**Funding Policy** – The Parish contributions are established biennially by an actuary in the valuation report for the City of Houma Police Pension and Relief Fund. The Aggregate Actuarial Cost Method is used and the actuarial accrued liability is equal to the actuarial value of assets, therefore the aggregate actuarial cost method does not identify or separately amortize unfunded actuarial liabilities. Because the unit cost method does not identify or separately amortize unfunded actuarial accrued liabilities, information about funded status and funding progress is presented using the entry age actuarial cost method and that the information presented is intended to serve as a surrogate for the funded status and funding progress of the plan. Based on the December 31, 2004 actuarial valuation it was determined the unfunded present value of contingent benefits in excess of assets was in the amount of \$300,607. Membership consists of two retirees and no active members accordingly the Fund has not had an actuarial valuation completed since the 2004.

As of December 31, 2007, the Board of the Pension Fund determined contributions from the Parish will no longer be necessary to fund the Pension Plan. The Plan has enough assets and the revenue generated from interest earned to cover the liability owed to retirees until they are transferred to the MPERS program.

No new employees have entered into the Pension Fund since the merger with MPERS and no contributions by employees have been made since the merger.

**Annual Pension Cost and Net Pension Asset** – For 2012, the Parish's annual pension gain and net pension asset were as follows:

Decrease on net pension asset	\$ (8,897)
Net pension asset beginning of year	<u>8,897</u>
Net pension asset end of year	<u>\$ -</u>

During the year ended December 31, 2012, all members of the Pension Fund were eligible under the MPERS program. The Pension Fund is no longer responsible to cover the liabilities to retirees; accordingly remaining funds amounting to \$109,725 were distributed to the Parish, in accordance with state law.

The Parish did not make an annual required contribution for the current year. December 31, 2004 was the date of the latest actuarial valuation and that valuation used the Aggregate Actuarial Cost Method. The actuarial assumptions included 6.00% investment rate of return (net of expenses). The amortization information was not made available by the actuary, but the amount is considered to be immaterial.

**Note 20 - PENSION PLANS (Continued)**

d.) City of Houma Police Pension and Relief Fund (continued)

Actuarial assumptions used include the following:

Investment rate of return	6% per year compounded annually.
Mortality	Based on the 1983 Group Annuity Mortality Table for Males and Females
Termination, disability and retirement	Rates of withdrawal and termination from active service before retirement for reasons other than death (based on a table in the actuarial report which is used in similar systems) and rates of disability (based on the Eleventh Actuarial Valuation of the Railroad Retirement System).
Salary increases	Vary according to age ranging from 3% (age 55) to 6.1% (age 25) per year compounded annually.
Cost-of-living adjustments	Adjusted for projected increases in the standard of living.

**Three-Year Trend Information - Police Pension**

<u>Year Ending</u>	<u>Annual Pension Costs</u>	<u>Percentage Of Pension Cost Contributed</u>	<u>Net Pension Asset</u>
2010	Not Available	0%	\$ 8,393
2011	Not Available	0%	\$ 8,897
2012	Not Available	0%	\$ -

e.) City of Houma Firemen's Pension and Relief Fund

**Plan Description** - The Parish contributes to the City of Houma Firemen's Pension and Relief Fund (the Fund), a single-employer defined benefit pension plan, which is controlled and administered by a separate Board of Trustees. The Fund was established for members of the City of Houma Fire Department in 1973 under the provisions of Act 139 of the Louisiana Legislature. As of January 1, 1980, new firemen of the City of Houma are covered under the Firefighters' Retirement System (FRS) of the State of Louisiana. The Fund covers firemen hired prior to January 1, 1980 and is closed to new members. The Fund entered into a merger agreement with the Firefighter's Retirement System effective July 1, 1995. The Parish has agreed that the members of the Fund would not lose any benefits they presently have under the Fund because of the merger with FRS. Monies remaining in the Fund after the merger became effective are utilized to make up for any lost benefits. The Fund has made provisions to cover any benefits not provided by FRS that were previously covered by the Fund, which includes retirement, death and disability benefits. The Fund is governed by Louisiana Revised Statutes 11:3101 through 11:3477, specifically, and other general laws of the State of Louisiana. The Fund issues a publicly available financial report that includes financial statements and required supplementary information for the Fund. The report may be obtained by writing to the City of Houma Firemen's Pension and Relief Fund, Terrebonne Parish Consolidated Government, Post Office Box 2768, Houma, Louisiana 70361.

**Note 20 - PENSION PLANS (Continued)**

e.) City of Houma Firemen’s Pension and Relief Fund (Continued)

**Summary of Significant Accounting Policies** – Basis of accounting and valuation of investments. The financial statements of the Fund are prepared using the accrual basis of accounting. Member contributions are recognized in the period in which the contributions are due. The Parish’s contributions are recognized when due and formal commitment to provide the contributions has been made. Benefits and refunds are recognized when due and payable in accordance with the terms of the Fund. All Fund investments are reported at fair value. Securities traded on a national exchange are valued at the last reported sales price on the Fund’s balance sheet date. Securities without an established market, which includes the Louisiana Asset Management Pool (LAMP), are reported at estimated fair value or amortized cost value. LAMP is a local government 2a7-like pool which is permitted to be carried at amortized cost. See Notes 1D and 4 for further descriptions of LAMP.

**Funding Policy** – Membership consist of eighteen retirees, and their beneficiaries and no active members, accordingly the Fund does not receive member contributions. The Parish contributions are established by Parish Council ordinance. The required contributions was determined as part of an actuarial valuation report for the City of Houma Firemen’s Pension and Relief Fund. The Aggregate Actuarial Cost Method and Unit Cost Method are used and the actuarial accrued liability is equal to the actuarial value of assets, \$1,854,608, therefore the aggregate actuarial cost method does not identify or separately amortize unfunded actuarial liabilities. Because the unit cost method does not identify or separately amortize unfunded actuarial accrued liabilities, information about funded status and funding progress is presented using the entry age actuarial cost method and that the information presented is intended to serve as a surrogate for the funded status and funding progress of the plan. Based on the December 31, 2012 actuarial valuation, it was determined that there was an unfunded present value of contingent benefits in excess of assets in the amount of \$790,360. Administrative costs are financed through investment earnings.

**Funded Status and Funding Program** – As of December 31, 2012, the most recent actuarial valuation date used by the Fire Pension, the unfunded actuarial accrued liability (UAAL) was \$790,360.

The funded ratio was 70.1% and because all participants were retired during 2012 there is no covered payroll for eligible employees.

Actuarial valuations involve estimates of the value of reported amounts and assumptions about the probability of occurrence of events far into the future. Examples include assumptions about future employment, mortality and the healthcare cost trend. Actuarially determined amounts are subject to continual revision as actual results are compared with past expectations and new estimates are made about the future. The schedule of funding progress, for the Firemen’s Pension and Relief Fund, presented as required supplementary information, presents multi-year trends information about whether the actuarial value of plan assets is increasing or decreasing over time relative to the actuarial accrued liabilities for benefits.

**Annual Pension Cost and Net Pension Asset** – For 2012 the Parish’s annual pension cost and net pension asset were as follows:

Contributions made	\$ 124,559
Annual required contribution	51,414
Interest on net pension asset	(26,191)
Adjustment to annual required contribution	34,075
Annual pension cost	59,298
Increase in net pension asset	65,261
Net pension asset beginning of year	523,821
Net pension asset end of year	\$ 589,082

Note 20 - PENSION PLANS (Continued)

e.) City of Houma Firemen's Pension and Relief Fund (Continued)

Contributions to the Fund are made pursuant to an ordinance by the Parish Council which dedicated the proceeds of an annual 2% fire insurance rebate from the State to the Fund. As a result of the Plan's closed membership and fixed source of contributions, the actual contributions often exceed the annual pension cost resulting in a net pension asset. The Parish has included the net pension asset in the government-wide financial statements as "Other Assets."

The annual required contribution for the current year was determined as part of the December 31, 2010 actuarial valuation using the Unit Credit Cost Method with Level Dollar Amortization of unfunded actuarial liability. The actuarial assumptions included a 5% investment rate of return (net of expenses) with a 2.5% inflation rate. The amortization information was not made available by the actuary, but the amount is considered to be immaterial. Actuarial assumptions used include the following:

Investment rate of return	5% per year compounded annually, with a 2.5% inflation rate.										
Mortality	Based on the 1983 Group Annuity Mortality Table for Males and Females										
Termination, disability and retirement	Rates of withdrawal and termination from active service before retirement for reasons other than death (based on a table in the actuarial report which is used in similar systems) and rates of disability (based on the experience of other fire systems in the state).										
Projected Salary Increases	<table border="1"> <thead> <tr> <th>Age</th> <th>Annual Increase in Salary</th> </tr> </thead> <tbody> <tr> <td>25</td> <td>6.1%</td> </tr> <tr> <td>35</td> <td>4.3%</td> </tr> <tr> <td>45</td> <td>3.3%</td> </tr> <tr> <td>55</td> <td>3.0%</td> </tr> </tbody> </table>	Age	Annual Increase in Salary	25	6.1%	35	4.3%	45	3.3%	55	3.0%
Age	Annual Increase in Salary										
25	6.1%										
35	4.3%										
45	3.3%										
55	3.0%										
Cost-of-living adjustments	None										

Year Ending	Annual Pension Costs	Percentage Of Pension Cost Contributed	Net Pension Asset
2010	\$ 117,426	96.52%	\$ 477,338
2011	63,938	172.27%	523,821
2012	59,298	210.06%	589,082

Note 21 - LANDFILL CLOSURE AND POSTCLOSURE CARE COST

As required by the Louisiana Department of Environmental Quality (LDEQ), the Ashland Sanitary Landfill ceased accepting solid waste on July 31, 1999. On August 2, 1999, the Parish's Ashland Solid Waste Pickup Station commenced operations and all solid waste has since been transported to landfills located outside of Terrebonne Parish. State and federal laws and regulations governing the closure of the Ashland Sanitary Landfill required the Parish to place a final cover and to perform certain maintenance and monitoring functions at the site for thirty years post-closure.

**Note 21 - LANDFILL CLOSURE AND POSTCLOSURE CARE COST (Continued)**

At December 31, 2012, the Parish reports that the Ashland Landfill Solid Waste Disposal Facility was closed on November 4, 2003 in accordance with the Louisiana Administrative Code, Title 33, Part VII. During an inspection performed on May 30, 2003, Louisiana Department of Environmental Quality representatives noted that the final cover was in place and vegetation had been established in all areas. Certification of final closure was approved by the Department of Environmental Quality on July 14, 2004. An inspection of the groundwater monitoring system on October 18, 2004, indicated that the facility is in compliance with the post-closure requirements established by the facility's approved permit. The Parish reports this closure and post-closure care costs as a liability in the Sanitation Maintenance Fund. The \$1,758,603 (\$138,000 and \$1,620,603, due within one year and due after one year, respectively), reported as landfill closure and post-closure care liability at December 31, 2012, represents the total estimated remaining cost of closure and post-closure and post-closure care.

These amounts are based on the present-value cost to perform all closure and post-closure care including costs associated with the LDEQ extension. Actual cost may be higher due to inflation, changes in technology or changes in regulations. The Parish expects that future inflation costs will be paid from interest earnings on these funds. However, if interest earnings are inadequate or additional post-closure care requirements are determined (due to changes in technology or applicable laws or regulations, for example), these costs may need to be covered by future tax revenue.

The landfill recognized \$87,158 in current expenditures which is included in the operating statement captioned repairs and maintenance, other services and charges, and supplies and materials, while reporting a decrease in long-term liabilities of \$579,692, including the recognized expenditures.

**Note 22 - ON-BEHALF PAYMENTS FOR SUPPLEMENTAL PAY**

The Parish recognizes as revenues and expenditures salary supplements, which includes the fire, police and Marshal that the State of Louisiana has paid directly to the Parish's employees. As of December 31, 2012, the total on-behalf payments made amounted to \$844,335.

**Note 23 - SUBSEQUENT EVENTS**

Management evaluates events occurring subsequent to the date of the financial statements in determining the accounting for and disclosure of transactions and events that effect the financial statements. Subsequent events have been evaluated through June 24, 2013 which is the date the financial statements were available to be issued.

On March 13, 2013, the Parish Council approved the sale and issuance of \$11.285 million of Public Improvement Bonds, Series ST-2013 for road improvements in the Parish. The funds were delivered to the Parish on May 23, 2013. The proceeds of the ¼% Capital Improvements Sales Tax will be used for repayment over a 20 year period. Amortization of the Public Improvement Bonds is as follows:

<u>Year</u>	<u>Principal</u>	<u>Interest</u>	<u>Total</u>
2013		\$ 124,624	\$ 124,624
2014		350,506	350,506
2015	\$ 100,000	349,506	449,506
2016	100,000	347,506	447,506
2017	100,000	345,506	445,506
2018-2022	2,410,000	1,578,230	3,988,230
2023-2027	3,440,000	1,115,518	4,555,518
2028-2032	4,185,000	520,027	4,705,027
2033	940,000	16,450	956,450
Totals	<u>\$11,275,000</u>	<u>\$ 4,747,873</u>	<u>\$ 16,022,873</u>

**Note 23 – SUBSEQUENT EVENTS (Continued)**

On October 30, 2012, the Consolidated Waterworks District No. 1 issued \$17,300,000 of Water Revenue Bonds, Series 2012A and \$1,890,000 of Water Revenue Refunding Bonds, Series 2012B.

Amortization of the Series 2012A is as follows:

<b>Year Ending June 30,</b>	<b>Principal</b>	<b>Interest</b>	<b>Total</b>
2013		\$ 378,523	\$ 378,523
2014		752,862	752,862
2015		752,862	752,862
2016	\$ 485,000	745,587	1,230,587
2017	500,000	730,812	1,230,812
2018-2022	2,745,000	3,398,001	6,143,001
2023-2027	3,275,000	2,854,982	6,129,982
2028-2032	4,930,000	2,249,875	7,179,875
2033-2037	5,365,000	831,000	6,196,000
<b>Totals</b>	<b>\$ 17,300,000</b>	<b>\$ 12,694,504</b>	<b>\$ 29,994,504</b>

Amortization of the Series 2012B is as follows:

<b>Year Ending June 30,</b>	<b>Principal</b>	<b>Interest</b>	<b>Total</b>
2013		\$ 24,938	\$ 24,938
2014	\$ 350,000	46,100	396,100
2015	360,000	39,000	399,000
2016	380,000	29,700	409,700
2017	390,000	18,150	408,150
2018	410,000	6,150	416,150
<b>Totals</b>	<b>\$ 1,890,000</b>	<b>\$ 164,038</b>	<b>\$ 2,054,038</b>

The Terrebonne Port Commission entered into a lease agreement in February 2013 for the building it purchased on April 9, 2012. The United States of America (lessee) will pay rent to the Commission as follows:

	<b>First Term</b>	<b>Non Firm Term</b>
Shell rental rate	\$ 38,179	\$ 38,179
Tenant improvements rental rate	29,155	
Operating costs	22,063	22,063
Building specific security costs	4,869	
<b>Full service rate</b>	<b>\$ 94,266</b>	<b>\$ 60,242</b>



**Note 23 -- SUBSEQUENT EVENTS (Continued)**

This project is currently going out to bid for the renovations. Lease payments should begin by late 2013 or early 2014. There has been no operating lease income related to this lease May 17, 2013.

On April 12, 2013, the Terrebonne Port Commission authorized the incurring of two certificates of indebtedness, one for \$2,000,000 (interest rate of 2.75%) for the road paving project and one for \$1,500,000 (interest rate of 4.15%) for the building renovations.

The requirements to amortize the certificate of indebtedness are as follows:

<u>Year</u>	<u>\$2,000,000 Principal Due</u>	<u>\$1,500,000 Principal Due</u>
2014	\$ 175,000	\$ 125,000
2015	180,000	130,000
2016	185,000	135,000
2017	190,000	140,000
2018	195,000	145,000
2019	205,000	150,000
2020	210,000	160,000
2021	215,000	165,000
2022	220,000	170,000
2023	225,000	180,000

Under a proposed 2013 state budget plan, the governor of Louisiana is proposing to merge the GOEA into the Louisiana Department of Health and Hospitals. The affect of the merger on Terrebonne Council On Aging programs funded by GOEA has not been determined.

On February 7, 2013, the Board of Commissioners of the Terrebonne Parish Veterans' Memorial District gave preliminary approval to the issuance of Limited Tax Bonds not to exceed \$350,000; provided for terms of said bonds and made application to the State Bond Commission for approval at their March 21, 2013 meeting. At the April 4, 2013 meeting, the Board approved the bid from Sabine Bank and adopted the resolution to sell the bonds. The delivery of the bonds is scheduled May 14, 2013 and will be used for the construction of a new museum.



**REQUIRED SUPPLEMENTARY INFORMATION**



**SCHEDULE OF FUNDING PROGRESS FOR THE PRIMARY GOVERNMENT OPEB PLAN****Terrebonne Parish Consolidated Government**

December 31, 2012

Actuarial Valuation Date	Actuarial Value of Assets (a)	Actuarial Accrued Liability (AAL) (b)	Unfunded AAL (UAAL) (b-a)	Funded Ratio (a/b)	Covered Payroll (c)	UAAL as of Percentage of Covered Payroll ((b-a)/c)
1/1/2008	-	\$ 86,536,804	\$ 86,536,804	0.00%	\$ 26,612,179	325.2%
1/1/2010	-	83,969,422	83,969,422	0.00%	28,665,957	292.9%
1/1/2012	-	83,702,894	83,702,894	0.00%	32,214,071	259.8%

**SCHEDULE OF FUNDING PROGRESS FOR THE POLICE PENSION AND RELIEF FUND**  
**(UNAUDITED)**

**Terrebonne Parish Consolidated Government**

December 31, 2012

Funding progress information for the Police Pension and Relief Fund is unavailable because the most recent actuarial valuation report was as of December 31, 2004, prior to implementation of GASB statement No. 45. Since the actuarial valuation was last performed, the Board of the Pension Fund believes Parish contributions and investment earnings have fully funded the actuarial accrued liability. At December 31, 2012, all members of the Pension Fund were eligible under the MPERS Program. The Pension Fund is no longer responsible to cover the liabilities to retirees and has distributed remaining assets to the Parish.

**SCHEDULE OF FUNDING PROGRESS FOR THE FIREMEN'S PENSION AND RELIEF FUND**  
**(UNAUDITED)**

**Terrebonne Parish Consolidated Government**

December 31, 2012

Funding progress information for the Fund of 2009 is unavailable because the Fund implemented the requirement of GASB Statement No. 45 in 2007 and is only required to update the actuarial study every other year.

Actuarial Valuation Date	Actuarial Value of Assets (a)	Actuarial Accrued Liability (AAL) (b)	Unfunded AAL (UAAL) (b-a)	Funded Ratio (a/b)	Covered Payroll (c)	UAAL as of Percentage of Covered Payroll ((b-a)/c)
12/31/2008	\$ 1,932,203	\$ 1,973,365	\$ 41,162	97.9%	\$ 71,642	57.5%
12/31/2010	\$ 1,905,488	\$ 2,777,919	\$ 872,431	68.6%	-	N/A
12/31/2012	\$ 1,854,608	\$ 2,644,968	\$ 790,360	70.1%	-	N/A





## **SUPPLEMENTARY INFORMATION SECTION**



## NONMAJOR GOVERNMENTAL FUNDS

### Special Revenue Funds


- Terrebonne Juvenile Detention Fund - Monies in this Fund are received from the proceeds of ad valorem taxes assessed by the Parish. Proceeds from these taxes shall be used to purchase, acquire, construct, reconstruct, rehabilitate, improve, repair, operate, lease as lessor or lessee, manage and administer or enter into contracts for the management, administration and operation of a Youth Center.
- G.I.S. Mapping System Fund - Monies in this fund are primarily from the proceeds of taxes assessed by the Parish. Proceeds from the taxes shall be used for the cost of the completion and implementation of the Terrebonne Geographical Information System map.
- Parish Transportation Fund - Monies in this Fund are primarily from the State's Parish Transportation Revenue. Proceeds are used for operating, maintaining and constructing roads and bridges.
- Sales Tax Capital Improvement Fund - This Fund accounts for the revenue from the ¼% Capital Improvement sales tax for the retirement of the 1994 Civic and Community Center Bonds and the 1998 Public Improvement Bonds. The ¼% Capital Improvement sales tax has an irrevocable pledge to the outstanding bonds. On a monthly basis a portion of the ¼% tax is transferred to the Debt Service Fund. Monies remaining in the Sales Tax Capital Improvement Fund after debt service requirements are met, may be used by the Parish for the purposes for which the "Capital Improvement Sales Tax" and the "Parish Sales Tax" were authorized.
- Road District No. 6 Maintenance Fund - To accumulate funds to maintain the roads in Ward 6. Monies in the fund are primarily from the proceeds of ad valorem taxes assessed by the Parish.
- Road Lighting District Maintenance Funds - Monies in these Funds are primarily from the proceeds of ad valorem taxes (in their respective Districts) assessed by the Parish. Proceeds from the taxes shall be used for the purpose of providing and maintaining electric lights on the streets, roads, highways, alleys and public places in said Districts.
- Health Unit Fund - Monies in this Fund are received from the proceeds of ad valorem taxes assessed by the Parish. Proceeds from the tax shall be used for the purpose of operating and maintaining the Terrebonne Parish Health Unit.
- Terrebonne ARC Fund - Monies in this Fund are primarily from the proceeds of ad valorem taxes assessed by the Parish. Proceeds from the tax shall be used for the purpose of operating, maintaining and constructing schools for the mentally retarded; and to administer to the health and educational requirements of trainable and below trainable mentally retarded individuals in the Parish.
- Parishwide Recreation Fund - Monies in this Fund are primarily from the proceeds of ad valorem taxes assessed by the Parish. Proceeds from the tax will be used for the purpose of maintaining and operating recreation programs.
- Mental Health Fund - Monies are primarily from the proceeds of ad valorem taxes assessed by the Parish. Proceeds from the tax shall be used for the purpose of operating and maintaining the Terrebonne Regional Mental Health Center.
- Criminal Court Fund - To account for deposited fines and forfeitures which, on motion by the district attorney and approval order of the senior district judge, is used for the following expenses: the criminal courts, petit jury, grand jury, witness fees, parish law library and other expenses related to the judges of the criminal courts and office of the district attorney. In addition, expenses in the trial of indigent persons charged with the commission of felonies.

NONMAJOR GOVERNMENTAL FUNDS (Continued)

**Special Revenue Funds (Continued)**

**Debt Service Fund**

To account for the accumulation of resources for, and the payment of, general long-term debt principal and interest.



**COMBINING BALANCE SHEET**  
**NONMAJOR GOVERNMENTAL FUNDS**

**Terrebonne Parish Consolidated Government**

December 31, 2012

Special Revenue Funds

	Terrebonne Juvenile Detention Fund	G.I.S. Mapping System Fund	Parish Transportation Fund	Sales Tax Capital Improvement Fund	Road District No. 6 Maintenance Fund
<b>Assets</b>					
Cash and cash equivalents	\$ 500	\$ 3,808	\$ 1,175	\$ 129,755	\$ 43,083
Investments	534,644	201,342	566,230	251,648	107,993
Receivables (net, where applicable of allowances for uncollectibles):					
Taxes	143,178				
Accounts	14,348				866
Other					
Due from other funds			1,158,659	2,561,707	195,516
Due from other governmental units	1,512,828		138,830	1,074,458	38,016
<b>Total assets</b>	<b>\$ 2,205,498</b>	<b>\$ 205,150</b>	<b>\$ 1,864,894</b>	<b>\$ 4,017,568</b>	<b>\$ 385,474</b>
<b>Liabilities</b>					
Accounts payable and accrued expenditures	\$ 54,548	\$ 2,684		\$ 582	\$ 172
Due to other funds	243,545				
Due to other governmental units	3,764				
Liability for work completed on contracts			\$ 5,000		
<b>Total liabilities</b>	<b>301,857</b>	<b>2,684</b>	<b>5,000</b>	<b>582</b>	<b>172</b>
<b>Deferred Inflows of Resources</b>	<b>1,620,640</b>				<b>38,504</b>
<b>Fund Balances</b>					
Restricted					
Debt service					
Other special purposes		202,466	1,859,894	4,016,986	346,798
Committed					
Other special purposes					
Assigned					
Subsequent year's expenditures	61,715				
Other special purposes	221,286				
<b>Total fund balances</b>	<b>283,001</b>	<b>202,466</b>	<b>1,859,894</b>	<b>4,016,986</b>	<b>346,798</b>
<b>Total liabilities, deferred inflows, and fund balances</b>	<b>\$ 2,205,498</b>	<b>\$ 205,150</b>	<b>\$ 1,864,894</b>	<b>\$ 4,017,568</b>	<b>\$ 385,474</b>

## Special Revenue Funds

Road Lighting District Maintenance Funds	Health Unit Fund	Terrebonne ARC Fund	Parishwide Recreation Fund	Mental Health Fund	Criminal Court Fund	Debt Service Fund	Total
\$ 49,871	\$ 65	\$ 162,376		\$ 129,396	\$ 399,036	\$ 531,531	\$ 1,450,596
2,935,781	975,279	558,508	\$ 1,160,563	246,337		13,604,627	21,142,952
166,448		393,374	152,036	30,998		205,913	1,091,947
			646	373		7,892	24,125
320,578				113,543		135,514	135,514
1,845,730	1,266,176	4,057,830	1,568,372	319,756	155,926	306,724	4,656,727
						2,055,005	14,032,927
<u>\$ 5,318,408</u>	<u>\$ 2,241,520</u>	<u>\$ 5,172,088</u>	<u>\$ 2,881,617</u>	<u>\$ 840,403</u>	<u>\$ 554,962</u>	<u>\$ 16,847,206</u>	<u>\$ 42,534,788</u>
\$ 61,519	\$ 24,949	\$ 28,014	\$ 41,596	\$ 35,732	\$ 79,883	\$ 16,991	\$ 346,670
452,965	51,748		317,127		323,768	34,236	1,423,389
	93,226		4,139		151,304		252,433
							5,000
514,484	169,923	28,014	362,862	35,732	554,955	51,227	2,027,492
2,013,205	1,386,732	4,452,581	1,720,886	350,860		2,326,439	13,909,847
2,790,719	684,865	691,493	480,095	234,191		14,469,540	14,469,540
			317,774				11,307,507
							317,774
				219,620	7		61,715
							440,913
2,790,719	684,865	691,493	797,869	453,811	7	14,469,540	26,597,449
<u>\$ 5,318,408</u>	<u>\$ 2,241,520</u>	<u>\$ 5,172,088</u>	<u>\$ 2,881,617</u>	<u>\$ 840,403</u>	<u>\$ 554,962</u>	<u>\$ 16,847,206</u>	<u>\$ 42,534,788</u>

**COMBINING BALANCE SHEET**  
**ROAD LIGHTING DISTRICT MAINTENANCE FUNDS**

**Terrebonne Parish Consolidated Government**

December 31, 2012

	<u>No. 1</u>	<u>No. 2</u>	<u>No. 3A</u>	<u>No. 4</u>	<u>No. 5</u>
<b>Assets</b>					
Cash	\$ 49,686	\$ 14	\$ 60	\$ 14	\$ 9
Investments	557,315	169,571	773,267	185,634	119,435
Receivables (net, where applicable of allowances for uncollectible):					
Taxes	26,278	19,141	45,700	26,360	9,767
Due from other funds	9,763		174,390		51,888
Due from other governmental units	<u>281,718</u>	<u>374,906</u>	<u>390,847</u>	<u>140,296</u>	<u>84,672</u>
Total assets	<u>\$ 924,760</u>	<u>\$ 563,632</u>	<u>\$ 1,384,264</u>	<u>\$ 352,304</u>	<u>\$ 265,771</u>
<b>Liabilities</b>					
Accounts payable and accrued expenditures	\$ 15,404	\$ 2,538	\$ 3,970	\$ 12,728	\$ 115
Due to other funds	<u>6,458</u>	<u>268,340</u>	<u>70,153</u>	<u>49,651</u>	<u>2,994</u>
Total liabilities	<u>21,862</u>	<u>270,878</u>	<u>74,123</u>	<u>62,379</u>	<u>3,109</u>
<b>Deferred Inflows of Resources</b>	<u>307,992</u>	<u>219,659</u>	<u>610,936</u>	<u>166,658</u>	<u>94,441</u>
<b>Fund Balances</b>					
Restricted:					
Special Revenue Fund	<u>594,906</u>	<u>73,095</u>	<u>699,205</u>	<u>123,267</u>	<u>168,221</u>
Total liabilities, deferred inflows, and fund balances	<u>\$ 924,760</u>	<u>\$ 563,632</u>	<u>\$ 1,384,264</u>	<u>\$ 352,304</u>	<u>\$ 265,771</u>



No. 6	No. 7	No. 8	No. 9	No. 10	Total
\$ 23	\$ 31	\$ 9	\$ 9	\$ 16	\$ 49,871
300,569	398,345	95,162	119,273	217,210	2,935,781
2,957	14,910	4,318	11,005	6,012	166,448
30,030	54,507				320,578
127,489	181,425	76,627	92,094	95,656	1,845,730
<u>\$ 461,068</u>	<u>\$ 649,218</u>	<u>\$ 176,116</u>	<u>\$ 222,381</u>	<u>\$ 318,894</u>	<u>\$ 5,318,408</u>
\$ 3,073	\$ 11,842	\$ 605	\$ 406	\$ 10,838	\$ 61,519
2,012	3,217	19,103	21,744	9,293	452,965
5,085	15,059	19,708	22,150	20,131	514,484
131,479	196,334	80,946	103,096	101,664	2,013,205
324,504	437,825	75,462	97,135	197,099	2,790,719
<u>\$ 461,068</u>	<u>\$ 649,218</u>	<u>\$ 176,116</u>	<u>\$ 222,381</u>	<u>\$ 318,894</u>	<u>\$ 5,318,408</u>

**COMBINING STATEMENT OF REVENUES, EXPENDITURES AND CHANGES IN FUND BALANCES**  
**NONMAJOR GOVERNMENTAL FUNDS**

**Terrebonne Parish Consolidated Government**

For the year ended December 31, 2012

	Special Revenue Funds					
	Terrebonne Juvenile Detention Fund	G.I.S. Mapping System Fund	Parish Transportation Fund	Sales Tax Capital Improvement Fund	Road District No. 6 Maintenance Fund	Road Lighting District Maintenance Funds
<b>Revenues</b>						
Taxes	\$ 1,697,621			\$ 5,932,913	\$ 46,702	\$ 1,991,472
Intergovernmental	70,585	\$ 250,000	\$ 891,313		587	58,210
Charges for services	46,905					
Fines and forfeitures						
Miscellaneous	3,611	1,342	943	11,026	192	4,439
<b>Total revenues</b>	<b>1,818,722</b>	<b>251,342</b>	<b>892,256</b>	<b>5,943,939</b>	<b>47,481</b>	<b>2,054,121</b>
<b>Expenditures</b>						
Current:						
General government	86,970				1,492	93,917
Public safety	2,889,942					
Streets and drainage			554,745		398	1,718,144
Health and welfare						
Culture and recreation						
Debt service:						
Principal retirement						
Interest and fiscal charges						
Capital outlay	15,738					
<b>Total expenditures</b>	<b>2,992,650</b>		<b>554,745</b>		<b>1,890</b>	<b>1,812,061</b>
Excess (deficiency) of revenues over expenditures	(1,173,928)	251,342	337,511	5,943,939	45,591	242,060
<b>Other Financing Sources (Uses)</b>						
Transfers in	1,248,348					
Transfers out		(250,000)	(27,000)	(5,202,376)		
Proceeds of capital asset dispositions	3,077					
<b>Total other financing sources (uses)</b>	<b>1,251,425</b>	<b>(250,000)</b>	<b>(27,000)</b>	<b>(5,202,376)</b>		
<b>Net Change in Fund Balances</b>	<b>77,497</b>	<b>1,342</b>	<b>310,511</b>	<b>741,563</b>	<b>45,591</b>	<b>242,060</b>
<b>Fund Balances</b>						
Beginning of year	205,504	201,124	1,549,383	3,275,423	301,207	2,548,659
End of year	\$ 283,001	\$ 202,466	\$ 1,859,894	\$ 4,016,986	\$ 346,798	\$ 2,790,719

## Special Revenue Funds

Health Unit Fund	Terrebonne ARC Fund	Parishwide Recreation Fund	Mental Health Fund	Criminal Court Fund	Debt Service Fund	Total
\$ 1,450,913	\$ 4,657,389	\$ 1,810,628	\$ 367,098		\$ 3,100,509	\$ 21,055,245
41,196	132,274	51,125	10,423	\$ 39,854		1,545,567
		100,927		102,901		250,733
				3,639,833		3,639,833
1,263	5,813	4,876	510	287	187,696	221,998
1,493,372	4,795,476	1,967,556	378,031	3,782,875	3,288,205	26,713,376
74,417	238,942	92,350	18,829	5,426,148	169,625	6,202,690
						2,889,942
						2,273,287
2,868,322	3,865,041		256,803			6,990,166
		1,469,759				1,469,759
					5,100,000	5,100,000
					4,894,468	4,894,468
						15,738
2,942,739	4,103,983	1,562,109	275,632	5,426,148	10,164,093	29,836,050
(1,449,367)	691,493	405,447	102,399	(1,643,273)	(6,875,888)	(3,122,674)
2,000,000			47,310	1,642,085	7,810,091	12,747,834
(450,000)		(1,177,500)			(19,691)	(7,126,567)
						3,077
1,550,000		(1,177,500)	47,310	1,642,085	7,790,400	5,624,344
100,633	691,493	(772,053)	149,709	(1,188)	914,512	2,501,670
584,232		1,569,922	304,102	1,195	13,555,028	24,095,779
\$ 684,865	\$ 691,493	\$ 797,869	\$ 453,811	\$ 7	\$ 14,469,540	\$ 26,597,449

**COMBINING STATEMENT OF REVENUES, EXPENDITURES AND CHANGES IN FUND BALANCES**  
**ROAD LIGHTING DISTRICT MAINTENANCE FUNDS**

**Terrebonne Parish Consolidated Government**

For the year ended December 31, 2012

	No. 1	No. 2	No. 3A	No. 4	No. 5
<b>Revenues</b>					
Taxes	\$ 297,092	\$ 136,806	\$ 436,121	\$ 149,607	\$ 101,886
Intergovernmental	17,770	3,314	14,420	2,900	7,892
Miscellaneous	818	251	1,131	273	233
Total revenues	315,680	140,371	451,672	152,780	110,011
<b>Expenditures</b>					
Current:					
General government	14,292	1,527	17,580	11,011	4,870
Streets and drainage	295,215	200,644	395,460	166,642	85,685
Total expenditures	309,507	202,171	413,040	177,653	90,555
<b>Net Change in Fund Balances</b>	6,173	(61,800)	38,632	(24,873)	19,456
<b>Fund Balances</b>					
Beginning of year	588,733	134,895	660,573	148,140	148,765
End of year	\$ 594,906	\$ 73,095	\$ 699,205	\$ 123,267	\$ 168,221

<u>No. 6</u>	<u>No. 7</u>	<u>No. 8</u>	<u>No. 9</u>	<u>No. 10</u>	<u>Total</u>
\$ 192,218	\$ 369,594	\$ 85,090	\$ 101,122	\$ 121,936	\$ 1,991,472
2,281	3,342	1,321	3,237	1,733	58,210
<u>444</u>	<u>649</u>	<u>144</u>	<u>176</u>	<u>320</u>	<u>4,439</u>
<u>194,943</u>	<u>373,585</u>	<u>86,555</u>	<u>104,535</u>	<u>123,989</u>	<u>2,054,121</u>
5,842	20,891	4,683	9,205	4,016	93,917
<u>111,660</u>	<u>146,950</u>	<u>81,211</u>	<u>98,438</u>	<u>136,239</u>	<u>1,718,144</u>
<u>117,502</u>	<u>167,841</u>	<u>85,894</u>	<u>107,643</u>	<u>140,255</u>	<u>1,812,061</u>
77,441	205,744	661	(3,108)	(16,266)	242,060
<u>247,063</u>	<u>232,081</u>	<u>74,801</u>	<u>100,243</u>	<u>213,365</u>	<u>2,548,659</u>
<u>\$ 324,504</u>	<u>\$ 437,825</u>	<u>\$ 75,462</u>	<u>\$ 97,135</u>	<u>\$ 197,099</u>	<u>\$ 2,790,719</u>

**SCHEDULE OF REVENUES, EXPENDITURES AND CHANGES IN FUND BALANCES - BUDGET AND ACTUAL**  
**TERREBONNE JUVENILE DETENTION FUND**

**Terrebonne Parish Consolidated Government**

For the year ended December 31, 2012

	Budgeted Amounts		Actual	Variance with Final Budget Positive (Negative)
	Original	Final		
<b>Revenues</b>				
Taxes - ad valorem	\$ 1,477,681	\$ 1,477,681	\$ 1,697,621	\$ 219,940
Intergovernmental:				
Federal Government:				
FEMA reimbursement			19,814	19,814
State of Louisiana:				
State revenue sharing	49,000	49,000	48,145	(855)
Louisiana Commission on Law Enforcement		11,061	2,626	(8,435)
Charges for services	120,000	120,000	46,905	(73,095)
Miscellaneous:				
Investment earnings	100	100	784	684
Other			2,827	2,827
Total revenues	<u>1,646,781</u>	<u>1,657,842</u>	<u>1,818,722</u>	<u>160,880</u>
<b>Expenditures</b>				
Current:				
General government:				
Ad valorem tax deductions	52,030	52,030	51,580	450
Ad valorem tax adjustment	20,000	20,000	35,390	(15,390)
Total general government	<u>72,030</u>	<u>72,030</u>	<u>86,970</u>	<u>(14,940)</u>
Public safety:				
Juvenile services:				
Personal services	2,341,749	2,341,749	2,396,963	(55,214)
Supplies and materials	101,950	101,950	74,917	27,033
Other services and charges	405,089	440,301	344,948	95,353
Repairs and maintenance	52,300	52,300	49,535	2,765
Allocated expenditures for services performed by other departments:				
Parish council	3,800	3,800	3,400	400
Council clerk	4,700	4,700	3,778	922
Legislative - other	2,365	2,365	3,050	(685)
Parish president	6,365	6,365	6,740	(375)
Finance	6,250	6,250	6,586	(336)
Customer service	55	55	25	30
Total public safety	<u>2,924,623</u>	<u>2,959,835</u>	<u>2,889,942</u>	<u>69,893</u>
Capital outlay	22,000	30,945	15,738	15,207
Total expenditures	<u>3,018,653</u>	<u>3,062,810</u>	<u>2,992,650</u>	<u>70,160</u>
Deficiency of revenues over expenditures	<u>(1,371,872)</u>	<u>(1,404,968)</u>	<u>(1,173,928)</u>	<u>231,040</u>
<b>Other Financing Sources</b>				
Transfer in:				
General Fund	1,248,348	1,248,348	1,248,348	
Proceeds of Capital Asset dispositions			3,077	3,077
Total other financing sources	<u>1,248,348</u>	<u>1,248,348</u>	<u>1,251,425</u>	<u>3,077</u>
<b>Net Change in Fund Balances</b>	(123,524)	(156,620)	77,497	234,117
<b>Fund Balance</b>				
Beginning of year	281,578	205,504	205,504	
End of year	<u>\$ 158,054</u>	<u>\$ 48,884</u>	<u>\$ 283,001</u>	<u>\$ 234,117</u>

**SCHEDULE OF REVENUES, EXPENDITURES AND CHANGES IN FUND BALANCES - BUDGET AND ACTUAL**  
**G.I.S. MAPPING SYSTEM FUND**

**Terrebonne Parish Consolidated Government**

For the year ended December 31, 2012

	Budgeted Amounts		Actual	Variance with Final Budget Positive (Negative)
	Original	Final		
<b>Revenues</b>				
Intergovernmental - parish revenue sharing	\$ 250,000	\$ 250,000	\$ 250,000	
Miscellaneous - investment earnings			1,342	\$ 1,342
Total revenues	<u>250,000</u>	<u>250,000</u>	<u>251,342</u>	<u>1,342</u>
<b>Other Financing Uses</b>				
Transfers out:				
Utilities Fund	<u>(250,000)</u>	<u>(250,000)</u>	<u>(250,000)</u>	
<b>Net Change in Fund Balances</b>	-	-	1,342	1,342
<b>Fund Balance</b>				
Beginning of year	<u>201,124</u>	<u>201,124</u>	<u>201,124</u>	
End of year	<u>\$ 201,124</u>	<u>\$ 201,124</u>	<u>\$ 202,466</u>	<u>\$ 1,342</u>

**SCHEDULE OF REVENUES, EXPENDITURES AND CHANGES IN FUND BALANCES - BUDGET AND ACTUAL**  
**PARISH TRANSPORTATION FUND**

**Terrebonne Parish Consolidated Government**

For the year ended December 31, 2012

	Budgeted Amounts		Actual	Variance with Final Budget Positive (Negative)
	Original	Final		
<b>Revenues</b>				
Intergovernmental - state's parish transportation fund	\$ 600,000	\$ 600,000	\$ 891,313	\$ 291,313
Miscellaneous - investment earnings	500	500	943	443
Total revenues	<u>600,500</u>	<u>600,500</u>	<u>892,256</u>	<u>291,756</u>
<b>Expenditures</b>				
Current:				
Streets and drainage:				
Other services and charges	<u>791,068</u>	<u>2,098,883</u>	<u>554,745</u>	<u>1,544,138</u>
Capital outlay		<u>24,000</u>		<u>24,000</u>
Total expenditures	<u>791,068</u>	<u>2,122,883</u>	<u>554,745</u>	<u>1,568,138</u>
Excess (deficiency) of revenue over expenditures	<u>(190,568)</u>	<u>(1,522,383)</u>	<u>337,511</u>	<u>1,859,894</u>
<b>Other Financing (Uses)</b>				
Transfer out:				
Capital Projects Fund		<u>(27,000)</u>	<u>(27,000)</u>	
Total other financing sources		<u>(27,000)</u>	<u>(27,000)</u>	
<b>Net Change in Fund Balances</b>	<u>(190,568)</u>	<u>(1,549,383)</u>	<u>310,511</u>	<u>1,859,894</u>
<b>Fund Balance</b>				
Beginning of year	<u>190,568</u>	<u>1,549,383</u>	<u>1,549,383</u>	
End of year	<u>\$</u>	<u>\$</u>	<u>\$ 1,859,894</u>	<u>\$ 1,859,894</u>



**SCHEDULE OF REVENUES, EXPENDITURES AND CHANGES IN FUND BALANCES - BUDGET AND ACTUAL**  
**SALES TAX CAPITAL IMPROVEMENT FUND**

**Terrebonne Parish Consolidated Government**

For the year ended December 31, 2012

	Budgeted Amounts		Actual	Variance with Final Budget Positive (Negative)
	Original	Final		
<b>Revenues</b>				
Taxes - sales and use	\$ 5,025,000	\$ 5,025,000	\$ 5,932,913	\$ 907,913
Miscellaneous - investment earnings			11,026	11,026
Total revenues	<u>5,025,000</u>	<u>5,025,000</u>	<u>5,943,939</u>	<u>918,939</u>
<b>Other Financing Uses</b>				
Transfer out:				
Debt Service Fund	(4,002,376)	(4,002,376)	(4,002,376)	
Capital Projects Fund	<u>(1,200,000)</u>	<u>(1,200,000)</u>	<u>(1,200,000)</u>	
Total other financing uses	<u>(5,202,376)</u>	<u>(5,202,376)</u>	<u>(5,202,376)</u>	
<b>Net Change in Fund Balances</b>	(177,376)	(177,376)	741,563	918,939
<b>Fund Balance</b>				
Beginning of year	<u>2,924,977</u>	<u>3,275,423</u>	<u>3,275,423</u>	
End of year	<u>\$ 2,747,601</u>	<u>\$ 3,098,047</u>	<u>\$ 4,016,986</u>	<u>\$ 918,939</u>

**SCHEDULE OF REVENUES, EXPENDITURES AND CHANGES IN FUND BALANCES - BUDGET AND ACTUAL**  
**ROAD DISTRICT NO. 6 MAINTENANCE FUND**

**Terrebonne Parish Consolidated Government**

For the year ended December 31, 2012

	Budgeted Amounts		Actual	Variance with Final Budget Positive (Negative)
	Original	Final		
<b>Revenues</b>				
Taxes - ad valorem	\$ 33,305	\$ 33,305	\$ 46,702	\$ 13,397
Intergovernmental - state revenue sharing	600	600	587	(13)
Miscellaneous - investment earnings	50	50	192	142
	<u>33,955</u>	<u>33,955</u>	<u>47,481</u>	<u>13,526</u>
<b>Expenditures</b>				
Current:				
General government:				
Ad valorem tax deductions	1,273	1,273	1,281	(8)
Ad valorem tax adjustment	200	200	211	(11)
	<u>1,473</u>	<u>1,473</u>	<u>1,492</u>	<u>(19)</u>
Streets and drainage:				
Other services and charges	32,242	306,407	284	306,123
Allocated expenditures for services performed by other departments:				
Finance	240	114	114	
	<u>32,482</u>	<u>306,521</u>	<u>398</u>	<u>306,123</u>
	<u>33,955</u>	<u>307,994</u>	<u>1,890</u>	<u>306,104</u>
<b>Net change in Fund Balances</b>	-	(274,039)	45,591	319,630
<b>Fund Balance</b>				
Beginning of year	-	301,207	301,207	
End of year	<u>\$ -</u>	<u>\$ 27,168</u>	<u>\$ 346,798</u>	<u>\$ 319,630</u>

**SCHEDULE OF REVENUES, EXPENDITURES AND CHANGES IN FUND BALANCES - BUDGET AND ACTUAL**  
**ROAD LIGHTING DISTRICT NO. 1 MAINTENANCE FUND**

**Terrebonne Parish Consolidated Government**

For the year ended December 31, 2012

	Budgeted Amounts		Actual	Variance with Final Budget Positive (Negative)
	Original	Final		
<b>Revenues</b>				
Taxes - ad valorem	\$ 281,775	\$ 281,775	\$ 297,092	\$ 15,317
Intergovernmental - state revenue sharing	23,000	23,000	17,770	(5,230)
Miscellaneous - investment earnings	710	710	818	108
<b>Total revenues</b>	<b>305,485</b>	<b>305,485</b>	<b>315,680</b>	<b>10,195</b>
<b>Expenditures</b>				
Current:				
General government:				
Ad valorem tax deductions	10,500	10,500	10,303	197
Ad valorem tax adjustments	5,000	5,000	3,989	1,011
<b>Total general government</b>	<b>15,500</b>	<b>15,500</b>	<b>14,292</b>	<b>1,208</b>
Streets and drainage:				
Personal services	2,000	2,000		2,000
Other services and charges	277,000	277,000	246,875	30,125
Repairs and maintenance	6,500	6,500	44,906	(38,406)
Allocated expenditures for services performed by other departments:				
Parish council	350	350	351	(1)
Council clerk	450	450	390	60
Legislative - other	225	225	315	(90)
Parish president	700	700	695	5
Finance	1,400	1,400	1,683	(283)
<b>Total streets and drainage</b>	<b>288,625</b>	<b>288,625</b>	<b>295,215</b>	<b>(6,590)</b>
<b>Total expenditures</b>	<b>304,125</b>	<b>304,125</b>	<b>309,507</b>	<b>(5,382)</b>
<b>Net Change in Fund Balances</b>	<b>1,360</b>	<b>1,360</b>	<b>6,173</b>	<b>4,813</b>
<b>Fund Balance</b>				
Beginning of year	582,576	588,733	588,733	
End of year	\$ 583,936	\$ 590,093	\$ 594,906	\$ 4,813

**SCHEDULE OF REVENUES, EXPENDITURES AND CHANGES IN FUND BALANCES - BUDGET AND ACTUAL**  
**ROAD LIGHTING DISTRICT NO. 2 MAINTENANCE FUND**

**Terrebonne Parish Consolidated Government**

For the year ended December 31, 2012

	Budgeted Amounts		Actual	Variance with Final Budget Positive (Negative)
	Original	Final		
<b>Revenues</b>				
Taxes - ad valorem	\$ 125,224	\$ 125,224	\$ 136,806	\$ 11,582
Intergovernmental - state revenue sharing	3,000	3,000	3,314	314
Miscellaneous - investment earnings	220	220	251	31
<b>Total revenues</b>	<b>128,444</b>	<b>128,444</b>	<b>140,371</b>	<b>11,927</b>
<b>Expenditures</b>				
Current:				
General government:				
Ad valorem tax deductions	5,400	5,400	1,527	3,873
Ad valorem tax adjustment	2,300	2,300		2,300
<b>Total general government</b>	<b>7,700</b>	<b>7,700</b>	<b>1,527</b>	<b>6,173</b>
Streets and drainage:				
Personal services	2,000	2,000	216	1,784
Supplies and materials	1,000	1,000		1,000
Other services and charges	170,000	170,000	158,600	11,400
Repairs and maintenance	6,950	6,950	39,214	(32,264)
Allocated expenditures for services performed by other departments:				
Parish council	250	250	243	7
Council clerk	250	250	270	(20)
Legislative - other	150	150	218	(68)
Parish president	300	300	481	(181)
Finance	1,200	1,200	1,402	(202)
<b>Total streets and drainage</b>	<b>182,100</b>	<b>182,100</b>	<b>200,644</b>	<b>(18,544)</b>
<b>Total expenditures</b>	<b>189,800</b>	<b>189,800</b>	<b>202,171</b>	<b>(12,371)</b>
<b>Net Change in Fund Balances</b>	<b>(61,356)</b>	<b>(61,356)</b>	<b>(61,800)</b>	<b>(444)</b>
<b>Fund Balance</b>				
Beginning of year	134,052	134,895	134,895	
End of year	\$ 72,696	\$ 73,539	\$ 73,095	\$ (444)

**SCHEDULE OF REVENUES, EXPENDITURES AND CHANGES IN FUND BALANCES - BUDGET AND ACTUAL  
ROAD LIGHTING DISTRICT NO. 3A MAINTENANCE FUND**

**Terrebonne Parish Consolidated Government**

For the year ended December 31, 2012

	Budgeted Amounts		Actual	Variance with Final Budget Positive (Negative)
	Original	Final		
<b>Revenues</b>				
Taxes - ad valorem	\$ 431,023	\$ 431,023	\$ 436,121	\$ 5,098
Intergovernmental - state revenue sharing	15,000	15,000	14,420	(580)
Miscellaneous - investment earnings	1,020	1,020	1,131	111
<b>Total revenues</b>	<b>447,043</b>	<b>447,043</b>	<b>451,672</b>	<b>4,629</b>
<b>Expenditures</b>				
Current:				
General government:				
Ad valorem tax deductions	14,750	14,750	14,956	(206)
Ad valorem tax adjustment	5,000	5,000	2,624	2,376
<b>Total general government</b>	<b>19,750</b>	<b>19,750</b>	<b>17,580</b>	<b>2,170</b>
Streets and drainage:				
Personal services	5,000	5,000		5,000
Supplies and materials	700	700		700
Other services and charges	431,500	431,500	362,128	69,372
Repairs and maintenance	4,000	79,000	29,290	49,710
Allocated expenditures for services performed by other departments:				
Parish council	600	600	459	141
Council clerk	650	650	510	140
Legislative - other	350	350	412	(62)
Parish president	1,000	1,000	909	91
Finance	1,700	1,700	1,752	(52)
<b>Total streets and drainage</b>	<b>445,500</b>	<b>520,500</b>	<b>395,460</b>	<b>125,040</b>
<b>Total expenditures</b>	<b>465,250</b>	<b>540,250</b>	<b>413,040</b>	<b>127,210</b>
<b>Net Change in Fund Balances</b>	<b>(18,207)</b>	<b>(93,207)</b>	<b>38,632</b>	<b>131,839</b>
<b>Fund Balance</b>				
Beginning of year	686,169	660,573	660,573	
End of year	<b>\$ 667,962</b>	<b>\$ 567,366</b>	<b>\$ 699,205</b>	<b>\$ 131,839</b>

**SCHEDULE OF REVENUES, EXPENDITURES AND CHANGES IN FUND BALANCES - BUDGET AND ACTUAL**  
**ROAD LIGHTING DISTRICT NO. 4 MAINTENANCE FUND**

**Terrebonne Parish Consolidated Government**

For the year ended December 31, 2012

	Budgeted Amounts		Actual	Variance with Final Budget Positive (Negative)
	Original	Final		
<b>Revenues</b>				
Taxes - ad valorem	\$ 133,126	\$ 133,126	\$ 149,607	\$ 16,481
Intergovernmental - state revenue sharing	2,800	2,800	2,900	100
Miscellaneous - investment earnings	510	510	273	(237)
Total revenues	<u>136,436</u>	<u>136,436</u>	<u>152,780</u>	<u>16,344</u>
<b>Expenditures</b>				
Current:				
General government:				
Ad valorem tax deductions	4,500	4,500	4,530	(30)
Ad valorem tax adjustment	1,000	1,000	6,481	(5,481)
Total general government	<u>5,500</u>	<u>5,500</u>	<u>11,011</u>	<u>(5,511)</u>
Streets and drainage:				
Personal services	500	500		500
Supplies and materials	500	500		500
Repair and maintenance	155,750	155,750	160,965	(5,215)
Other services and charges	500	500	2,509	(2,009)
Allocated expenditures for services performed by other departments:				
Parish council	250	250	189	61
Council clerk	250	250	1,317	(1,067)
Legislative - other	150	150	169	(19)
Parish president	300	300	374	(74)
Finance	1,200	1,200	1,119	81
Total streets and drainage	<u>159,400</u>	<u>159,400</u>	<u>166,642</u>	<u>(7,242)</u>
Total expenditures	<u>164,900</u>	<u>164,900</u>	<u>177,653</u>	<u>(12,753)</u>
<b>Net Change in Fund Balances</b>	(28,464)	(28,464)	(24,873)	3,591
<b>Fund Balance</b>				
Beginning of year	<u>147,377</u>	<u>148,140</u>	<u>148,140</u>	
End of year	<u>\$ 118,913</u>	<u>\$ 119,676</u>	<u>\$ 123,267</u>	<u>\$ 3,591</u>

**SCHEDULE OF REVENUES, EXPENDITURES AND CHANGES IN FUND BALANCES - BUDGET AND ACTUAL**  
**ROAD LIGHTING DISTRICT NO. 5 MAINTENANCE FUND**

**Terrebonne Parish Consolidated Government**

For the year ended December 31, 2012

	Budgeted Amounts		Actual	Variance with Final Budget Positive (Negative)
	Original	Final		
<b>Revenues</b>				
Taxes - ad valorem	\$ 96,319	\$ 96,319	\$ 101,886	\$ 5,567
Intergovernmental - state revenue sharing	9,500	9,500	7,892	(1,608)
Miscellaneous - investment earnings	60	60	233	173
<b>Total revenues</b>	<b>105,879</b>	<b>105,879</b>	<b>110,011</b>	<b>4,132</b>
<b>Expenditures</b>				
Current:				
General government:				
Ad valorem tax deductions	3,300	3,300	3,561	(261)
Ad valorem tax adjustment	1,600	1,600	1,309	291
<b>Total general government</b>	<b>4,900</b>	<b>4,900</b>	<b>4,870</b>	<b>30</b>
Streets and drainage:				
Personal services	500	500		500
Supplies and materials	100	100		100
Other services and charges	96,675	96,675	77,205	19,470
Repairs and maintenance	300	300	7,399	(7,099)
Allocated expenditures for services performed by other departments:				
Parish council	175	175	108	67
Council clerk	175	175	120	55
Legislative - other	100	100	97	3
Parish president	200	200	214	(14)
Finance	550	550	542	8
<b>Total streets and drainage</b>	<b>98,775</b>	<b>98,775</b>	<b>85,685</b>	<b>13,090</b>
<b>Total expenditures</b>	<b>103,675</b>	<b>103,675</b>	<b>90,555</b>	<b>13,120</b>
<b>Net Change in Fund Balances</b>	<b>2,204</b>	<b>2,204</b>	<b>19,456</b>	<b>17,252</b>
<b>Fund Balance</b>				
Beginning of year	156,331	148,765	148,765	
End of year	<u>\$ 158,535</u>	<u>\$ 150,969</u>	<u>\$ 168,221</u>	<u>\$ 17,252</u>

**SCHEDULE OF REVENUES, EXPENDITURES AND CHANGES IN FUND BALANCES - BUDGET AND ACTUAL**  
**ROAD LIGHTING DISTRICT NO. 6 MAINTENANCE FUND**

**Terrebonne Parish Consolidated Government**

For the year ended December 31, 2012

	Budgeted Amounts		Actual	Variance with Final Budget Positive (Negative)
	Original	Final		
<b>Revenues</b>				
Taxes - ad valorem	\$ 147,845	\$ 147,845	\$ 192,218	\$ 44,373
Intergovernmental - state revenue sharing	2,200	2,200	2,281	81
Miscellaneous - investment earnings	260	260	444	184
	<u>150,305</u>	<u>150,305</u>	<u>194,943</u>	<u>44,638</u>
<b>Total revenues</b>				
<b>Expenditures</b>				
Current:				
General government:				
Ad valorem tax deductions	5,650	5,650	4,981	669
Ad valorem tax adjustment	1,000	1,000	861	139
	<u>6,650</u>	<u>6,650</u>	<u>5,842</u>	<u>808</u>
<b>Total general government</b>				
Streets and drainage:				
Other services and charges	133,000	133,000	110,345	22,655
Allocated expenditures for services performed by other departments:				
Parish council	200	200	135	65
Council clerk	200	200	150	50
Legislative - other	125	125	121	4
Parish president	350	350	267	83
Finance	700	700	642	58
	<u>134,575</u>	<u>134,575</u>	<u>111,660</u>	<u>22,915</u>
<b>Total streets and drainage</b>				
<b>Total expenditures</b>	<u>141,225</u>	<u>141,225</u>	<u>117,502</u>	<u>23,723</u>
<b>Net Change in Fund Balances</b>	9,080	9,080	77,441	68,361
<b>Fund Balance</b>				
Beginning of year	<u>255,930</u>	<u>247,063</u>	<u>247,063</u>	
End of year	<u>\$ 265,010</u>	<u>\$ 256,143</u>	<u>\$ 324,504</u>	<u>\$ 68,361</u>



**SCHEDULE OF REVENUES, EXPENDITURES AND CHANGES IN FUND BALANCES - BUDGET AND ACTUAL  
ROAD LIGHTING DISTRICT NO. 7 MAINTENANCE FUND**

**Terrebonne Parish Consolidated Government**

For the year ended December 31, 2012

	Budgeted Amounts		Actual	Variance with Final Budget Positive (Negative)
	Original	Final		
<b>Revenues</b>				
Taxes - ad valorem	\$ 139,179	\$ 139,179	\$ 369,594	\$ 230,415
Intergovernmental - state revenue sharing	3,300	3,300	3,342	42
Miscellaneous - investment earnings	310	310	649	339
Total revenues	<u>142,789</u>	<u>142,789</u>	<u>373,585</u>	<u>230,796</u>
<b>Expenditures</b>				
Current:				
General government:				
Ad valorem tax deductions	5,960	5,960	4,703	1,257
Ad valorem tax adjustment	11,000	11,000	16,188	(5,188)
Total general government	<u>16,960</u>	<u>16,960</u>	<u>20,891</u>	<u>(3,931)</u>
Streets and drainage:				
Personal services	300	300		300
Supplies and materials	400	400		400
Other services and charges	172,170	172,170	145,199	26,971
Repairs and maintenance	1,000	1,000		1,000
Allocated expenditures for services performed by other departments:				
Parish council	250	250	162	88
Council clerk	250	250	180	70
Legislative - other	100	100	145	(45)
Parish president	400	400	321	79
Finance	1,000	1,000	943	57
Total streets and drainage	<u>175,870</u>	<u>175,870</u>	<u>146,950</u>	<u>28,920</u>
Total expenditures	<u>192,830</u>	<u>192,830</u>	<u>167,841</u>	<u>24,989</u>
<b>Net Change in Fund Balances</b>	(50,041)	(50,041)	205,744	255,785
<b>Fund Balance</b>				
Beginning of year	<u>273,513</u>	<u>232,081</u>	<u>232,081</u>	
End of year	<u>\$ 223,472</u>	<u>\$ 182,040</u>	<u>\$ 437,825</u>	<u>\$ 255,785</u>

**SCHEDULE OF REVENUES, EXPENDITURES AND CHANGES IN FUND BALANCES - BUDGET AND ACTUAL**  
**ROAD LIGHTING DISTRICT NO. 8 MAINTENANCE FUND**

**Terrebonne Parish Consolidated Government**

For the year ended December 31, 2012

	Budgeted Amounts		Actual	Variance with Final Budget Positive (Negative)
	Original	Final		
<b>Revenues</b>				
Taxes - ad valorem	\$ 76,295	\$ 76,295	\$ 85,090	\$ 8,795
Intergovernmental - state revenue sharing	1,000	1,000	1,321	321
Miscellaneous - investment earnings	210	210	144	(66)
<b>Total revenues</b>	<u>77,505</u>	<u>77,505</u>	<u>86,555</u>	<u>9,050</u>
<b>Expenditures</b>				
Current:				
General government:				
Ad valorem tax deductions	3,300	3,300	2,671	629
Ad valorem tax adjustment	300	300	2,012	(1,712)
<b>Total general government</b>	<u>3,600</u>	<u>3,600</u>	<u>4,683</u>	<u>(1,083)</u>
Streets and drainage:				
Personal services	500	500		500
Repairs and maintenance	78,925	78,925	79,889	(964)
Allocated expenditures for services performed by other departments:	300	300		300
Parish council	125	125	81	44
Council clerk	125	125	90	35
Legislative - other	100	100	73	27
Parish president	200	200	160	40
Finance	50	50		50
Customer service	1,000	1,000	918	82
<b>Total streets and drainage</b>	<u>81,325</u>	<u>81,325</u>	<u>81,211</u>	<u>114</u>
<b>Total expenditures</b>	<u>84,925</u>	<u>84,925</u>	<u>85,894</u>	<u>(969)</u>
<b>Net Change in Fund Balances</b>	(7,420)	(7,420)	661	8,081
<b>Fund Balance</b>				
Beginning of year	<u>78,849</u>	<u>74,801</u>	<u>74,801</u>	
End of year	<u>\$ 71,429</u>	<u>\$ 67,381</u>	<u>\$ 75,462</u>	<u>\$ 8,081</u>

**SCHEDULE OF REVENUES, EXPENDITURES AND CHANGES IN FUND BALANCES - BUDGET AND ACTUAL**  
**ROAD LIGHTING DISTRICT NO. 9 MAINTENANCE FUND**

**Terrebonne Parish Consolidated Government**

For the year ended December 31, 2012

	Budgeted Amounts		Actual	Variance with Final Budget Positive (Negative)
	Original	Final		
<b>Revenues</b>				
Taxes - ad valorem	\$ 95,868	\$ 95,868	\$ 101,122	\$ 5,254
Intergovernmental - state revenue sharing	3,000	3,000	3,237	237
Miscellaneous - investment earnings	410	410	176	(234)
<b>Total revenues</b>	<b>99,278</b>	<b>99,278</b>	<b>104,535</b>	<b>5,257</b>
<b>Expenditures</b>				
Current:				
General government:				
Ad valorem tax deductions	3,600	3,600	3,256	344
Ad valorem tax adjustment	4,000	4,000	5,949	(1,949)
<b>Total general government</b>	<b>7,600</b>	<b>7,600</b>	<b>9,205</b>	<b>(1,605)</b>
Streets and drainage:				
Other services and charges	92,295	92,295	91,252	1,043
Repairs and maintenance			5,660	(5,660)
Allocated expenditures for services performed by other departments:				
Parish council	150	150	108	42
Council clerk	150	150	120	30
Legislative - other	100	100	97	3
Parish president	250	250	214	36
Finance	850	850	987	(137)
<b>Total streets and drainage</b>	<b>93,795</b>	<b>93,795</b>	<b>98,438</b>	<b>(4,643)</b>
<b>Total expenditures</b>	<b>101,395</b>	<b>101,395</b>	<b>107,643</b>	<b>(6,248)</b>
<b>Net Change in Fund Balances</b>	<b>(2,117)</b>	<b>(2,117)</b>	<b>(3,108)</b>	<b>(991)</b>
<b>Fund Balance</b>				
Beginning of year	116,795	100,243	100,243	
End of year	<u>\$ 114,678</u>	<u>\$ 98,126</u>	<u>\$ 97,135</u>	<u>\$ (991)</u>

**SCHEDULE OF REVENUES, EXPENDITURES AND CHANGES IN FUND BALANCES - BUDGET AND ACTUAL**  
**ROAD LIGHTING DISTRICT NO. 10 MAINTENANCE FUND**

**Terrebonne Parish Consolidated Government**

For the year ended December 31, 2012

	Budgeted Amounts		Actual	Variance with Final Budget Positive (Negative)
	Original	Final		
<b>Revenues</b>				
Taxes - ad valorem	\$ 98,251	\$ 98,251	\$ 121,936	\$ 23,685
Intergovernmental - state revenue sharing	1,600	1,600	1,733	133
Miscellaneous - investment earnings	235	235	320	85
<b>Total revenues</b>	<u>100,086</u>	<u>100,086</u>	<u>123,989</u>	<u>23,903</u>
<b>Expenditures</b>				
<b>Current:</b>				
General government:				
Ad valorem tax deductions	3,700	3,700	3,326	374
Ad valorem tax adjustment	700	700	690	10
<b>Total general government</b>	<u>4,400</u>	<u>4,400</u>	<u>4,016</u>	<u>384</u>
Streets and drainage:				
Personal services	1,000	1,000		1,000
Repairs and maintenance	129,200	129,200	134,560	(5,360)
Allocated expenditures for services performed by other departments:	1,300	1,300		1,300
Parish council	200	200	162	38
Council clerk	200	200	180	20
Legislative - other	130	130	145	(15)
Parish president	300	300	321	(21)
Finance	900	900	871	29
<b>Total streets and drainage</b>	<u>133,230</u>	<u>133,230</u>	<u>136,239</u>	<u>(3,009)</u>
<b>Total expenditures</b>	<u>137,630</u>	<u>137,630</u>	<u>140,255</u>	<u>(2,625)</u>
<b>Net Change in Fund Balances</b>	(37,544)	(37,544)	(16,266)	21,278
<b>Fund Balance</b>				
Beginning of year	<u>228,911</u>	<u>213,365</u>	<u>213,365</u>	
End of year	<u>\$ 191,367</u>	<u>\$ 175,821</u>	<u>\$ 197,099</u>	<u>\$ 21,278</u>

**SCHEDULE OF REVENUES, EXPENDITURES AND CHANGES IN FUND BALANCES - BUDGET AND ACTUAL**  
**HEALTH UNIT FUND**

**Terrebonne Parish Consolidated Government**

For the year ended December 31, 2012

	Budgeted Amounts		Actual	Variance with Final Budget Positive (Negative)
	Original	Final		
<b>Revenues</b>				
Taxes - ad valorem	\$ 1,200,200	\$ 1,200,200	\$ 1,450,913	\$ 250,713
Intergovernmental - state revenue sharing	42,000	42,000	41,196	(804)
Miscellaneous:				
Investment Earnings	4,000	4,000	1,245	(2,755)
Other			18	18
<b>Total revenues</b>	<u>1,246,200</u>	<u>1,246,200</u>	<u>1,493,372</u>	<u>247,172</u>
<b>Expenditures</b>				
Current:				
General government:				
Ad valorem tax deductions	43,970	43,970	44,135	(165)
Ad valorem tax adjustment	17,000	17,000	30,282	(13,282)
<b>Total general government</b>	<u>60,970</u>	<u>60,970</u>	<u>74,417</u>	<u>(13,447)</u>
Health and welfare:				
Personal services	193,648	193,648	199,825	(6,177)
Supplies and materials	10,100	10,100	2,289	7,811
Other services and charges	753,550	2,753,550	2,647,563	105,987
Repairs and maintenance	28,300	28,300		28,300
Allocated expenditures for services performed by other departments:				
Parish council	825	825	3,400	(2,575)
Council clerk	1,020	1,020	3,778	(2,758)
Legislative - other	515	515	3,050	(2,535)
Parish president	1,380	1,380	6,740	(5,360)
Finance	2,415	2,415	1,677	738
<b>Total health and welfare</b>	<u>991,753</u>	<u>2,991,753</u>	<u>2,868,322</u>	<u>123,431</u>
Capital outlay		132,084		132,084
<b>Total expenditures</b>	<u>1,052,723</u>	<u>3,184,807</u>	<u>2,942,739</u>	<u>242,068</u>
Excess (deficiency) of revenues over expenditures	<u>193,477</u>	<u>(1,938,607)</u>	<u>(1,449,367)</u>	<u>489,240</u>
<b>Other Financing Uses</b>				
Transfers In				
Capital Projects Fund		2,000,000	2,000,000	
Transfers Out:				
Capital Projects Fund	(450,000)	(450,000)	(450,000)	
<b>Total other financing sources (uses)</b>	<u>(450,000)</u>	<u>1,550,000</u>	<u>1,550,000</u>	
<b>Net Change in Fund Balances</b>	<u>(256,523)</u>	<u>(388,607)</u>	<u>100,633</u>	<u>489,240</u>
<b>Fund Balance</b>				
Beginning of year	432,123	584,232	584,232	
End of year	<u>\$ 175,600</u>	<u>\$ 195,625</u>	<u>\$ 684,865</u>	<u>\$ 489,240</u>

**SCHEDULE OF REVENUES, EXPENDITURES AND CHANGES IN FUND BALANCES - BUDGET AND ACTUAL**  
**TERREBONNE ARC FUND**

**Terrebonne Parish Consolidated Government**

For the year ended December 31, 2012

	Budgeted Amounts		Actual	Variance with Final Budget Positive (Negative)
	Original	Final		
<b>Revenues</b>				
Taxes - ad valorem	\$ 3,905,000	\$ 3,905,000	\$ 4,657,389	\$ 752,389
Intergovernmental - state revenue sharing	134,000	134,000	132,274	(1,726)
Miscellaneous - investment earnings	125	125	5,813	5,688
Total revenues	<u>4,039,125</u>	<u>4,039,125</u>	<u>4,795,476</u>	<u>756,351</u>
<b>Expenditures</b>				
Current:				
General government:				
Ad valorem tax deductions	137,843	137,843	141,712	(3,869)
Ad valorem tax adjustment	55,000	55,000	97,230	(42,230)
Total general government	<u>192,843</u>	<u>192,843</u>	<u>238,942</u>	<u>(46,099)</u>
Health and welfare:				
Other services and charges	<u>3,832,335</u>	<u>3,832,335</u>	<u>3,865,041</u>	<u>(32,706)</u>
Total expenditures	<u>4,025,178</u>	<u>4,025,178</u>	<u>4,103,983</u>	<u>(78,805)</u>
<b>Net Change in Fund Balances</b>	13,947	13,947	691,493	677,546
<b>Fund Balance</b>				
Beginning of year				
End of year	<u>\$ 13,947</u>	<u>\$ 13,947</u>	<u>\$ 691,493</u>	<u>\$ 677,546</u>

**SCHEDULE OF REVENUES, EXPENDITURES AND CHANGES IN FUND BALANCES - BUDGET AND ACTUAL**  
**PARISHWIDE RECREATION FUND**

**Terrebonne Parish Consolidated Government**

For the year ended December 31, 2012

	Budgeted Amounts		Actual	Variance with Final Budget Positive (Negative)
	Original	Final		
<b>Revenues</b>				
Taxes - ad valorem	\$ 1,569,361	\$ 1,569,361	\$ 1,810,628	\$ 241,267
Intergovernmental :				
State revenue sharing	51,000	51,000	51,125	125
Charges for services	94,250	94,250	100,927	6,677
Miscellaneous:				
Investment earnings	5,000	5,000	4,434	(566)
Other			442	442
	<u>1,719,611</u>	<u>1,719,611</u>	<u>1,967,556</u>	<u>247,945</u>
Total revenues				
<b>Expenditures</b>				
Current:				
General government:				
Ad valorem tax deductions	56,000	56,000	54,771	1,229
Ad valorem tax adjustment	21,500	21,500	37,579	(16,079)
Total general government	<u>77,500</u>	<u>77,500</u>	<u>92,350</u>	<u>(14,850)</u>
Culture and recreation:				
Personal services	532,864	532,864	833,074	(300,210)
Supplies and materials	161,025	186,025	150,818	35,207
Other services and charges	764,840	739,840	460,084	279,756
Repairs and maintenance	5,930	5,930	2,857	3,073
Allocated expenditures for services performed by other departments:				
Parish council	1,570	1,570	1,673	(103)
Council clerk	1,805	1,805	752	1,053
Legislative - other	1,055	1,055	1,501	(446)
Parish president	2,470	2,470	3,317	(847)
Finance	19,950	19,950	12,609	7,341
Customer service	125	125	3,074	(2,949)
Total culture and recreation	<u>1,491,634</u>	<u>1,491,634</u>	<u>1,469,759</u>	<u>21,875</u>
Capital outlay		5,704		5,704
Total expenditures	<u>1,569,134</u>	<u>1,574,838</u>	<u>1,562,109</u>	<u>12,729</u>
Excess of revenues over expenditures	<u>150,477</u>	<u>144,773</u>	<u>405,447</u>	<u>260,674</u>
<b>Other Financing Uses</b>				
Transfer out:				
Capital Projects Fund	<u>(130,000)</u>	<u>(1,177,500)</u>	<u>(1,177,500)</u>	
Total other financing uses	<u>(130,000)</u>	<u>(1,177,500)</u>	<u>(1,177,500)</u>	
<b>Net Change in Fund Balances</b>	20,477	(1,032,727)	(772,053)	260,674
<b>Fund Balance</b>				
Beginning of year	<u>1,672,253</u>	<u>1,569,922</u>	<u>1,569,922</u>	
End of year	<u>\$ 1,692,730</u>	<u>\$ 537,195</u>	<u>\$ 797,869</u>	<u>\$ 260,674</u>

**SCHEDULE OF REVENUES, EXPENDITURES AND CHANGES IN FUND BALANCES - BUDGET AND ACTUAL**  
**MENTAL HEALTH FUND**

**Terrebonne Parish Consolidated Government**

For the year ended December 31, 2012

	Budgeted Amounts		Actual	Variance with Final Budget Positive (Negative)
	Original	Final		
<b>Revenues</b>				
Taxes - ad valorem	\$ 311,853	\$ 311,853	\$ 367,098	\$ 55,245
Intergovernmental - state revenue sharing	10,700	10,700	10,423	(277)
Miscellaneous - investment earnings	200	200	510	310
	<hr/>	<hr/>	<hr/>	<hr/>
Total revenues	322,753	322,753	378,031	55,278
	<hr/>	<hr/>	<hr/>	<hr/>
<b>Expenditures</b>				
Current:				
General government:				
Ad valorem tax deductions	11,500	11,500	11,167	333
Ad valorem tax adjustment	5,000	5,000	7,662	(2,662)
	<hr/>	<hr/>	<hr/>	<hr/>
Total general government	16,500	16,500	18,829	(2,329)
	<hr/>	<hr/>	<hr/>	<hr/>
Health and welfare:				
Other services and charges	356,623	356,623	254,762	101,861
Allocated expenditures for services performed by other departments:				
Parish council	410	410	297	113
Council clerk	500	500	330	170
Legislative - other	250	250	266	(16)
Parish president	650	650	588	62
Finance	3,000	3,000	560	2,440
	<hr/>	<hr/>	<hr/>	<hr/>
Total health and welfare	361,433	361,433	256,803	104,630
	<hr/>	<hr/>	<hr/>	<hr/>
Total expenditures	377,933	377,933	275,632	102,301
	<hr/>	<hr/>	<hr/>	<hr/>
Excess (deficiency) of revenues over expenditures	(55,180)	(55,180)	102,399	157,579
	<hr/>	<hr/>	<hr/>	<hr/>
<b>Other Financing Sources</b>				
Transfer in:				
General Fund	47,310	47,310	47,310	
	<hr/>	<hr/>	<hr/>	
<b>Net Change in Fund Balances</b>	(7,870)	(7,870)	149,709	157,579
	<hr/>	<hr/>	<hr/>	<hr/>
<b>Fund Balance</b>				
Beginning of year	114,261	304,102	304,102	
	<hr/>	<hr/>	<hr/>	
End of year	\$ 106,391	\$ 296,232	\$ 453,811	\$ 157,579
	<hr/>	<hr/>	<hr/>	<hr/>



**SCHEDULE OF REVENUES, EXPENDITURES AND CHANGES IN FUND BALANCES - BUDGET AND ACTUAL  
CRIMINAL COURT FUND**

**Terrebonne Parish Consolidated Government**

For the year ended December 31, 2012

	Budgeted Amounts		Actual	Variance with Final Budget Positive (Negative)
	Original	Final		
<b>Revenues</b>				
Intergovernmental - other local governments	\$ 309,699	\$ 309,699	\$ 39,854	\$ (269,845)
Charges for services	100,000	100,000	102,901	2,901
Fines and forfeitures	4,000,000	4,000,000	3,639,833	(360,167)
Miscellaneous - other	30	30	287	257
<b>Total revenues</b>	<b>4,409,729</b>	<b>4,409,729</b>	<b>3,782,875</b>	<b>(626,854)</b>
<b>Expenditures</b>				
<b>Current:</b>				
General government:				
Judicial - Criminal Court:				
Personal services	3,208,646	3,208,646	2,782,702	425,944
Supplies and materials	91,000	75,840	96,512	(20,672)
Other services and charges	2,512,423	2,527,583	2,535,655	(8,072)
Repairs and maintenance	4,000	4,000	11,279	(7,279)
<b>Total general government</b>	<b>5,816,069</b>	<b>5,816,069</b>	<b>5,426,148</b>	<b>389,921</b>
<b>Total expenditures</b>	<b>5,816,069</b>	<b>5,816,069</b>	<b>5,426,148</b>	<b>389,921</b>
Deficiency of revenues over expenditures	(1,406,340)	(1,406,340)	(1,643,273)	(236,933)
<b>Other Financing Sources</b>				
Transfer in:				
General Fund	1,406,340	1,521,430	1,642,085	120,655
<b>Net Change in Fund Balances</b>	<b>-</b>	<b>115,090</b>	<b>(1,188)</b>	<b>(116,278)</b>
<b>Fund Balance</b>				
Beginning of year	300	1,195	1,195	
End of year	\$ 300	\$ 116,285	\$ 7	\$ (116,278)



## ENTERPRISE FUNDS

Utilities Fund - To account for electricity and gas services to the residents of the City of Houma and gas services to certain outlying areas of Terrebonne Parish. All activities necessary to provide such services are accounted for in the Fund, including, but not limited to, administration, operations, construction, maintenance, financing and related debt service, billing and collection.

Sewerage Fund - To account for all activities necessary to provide sewer services to Terrebonne Parish, including, but not limited to, operations, construction and maintenance charges.

Sanitation Maintenance Fund – To account for all activities necessary to provide and maintain garbage collection and disposal services, and closure costs of the Parish’s Ashland Landfill.

Civic Center Fund - To account for all activities necessary for the Houma – Terrebonne Civic Center, including, but not limited to, the administration, operations, maintenance and marketing.

**SCHEDULE OF REVENUES, EXPENSES AND CHANGES IN FUND NET POSITION - BUDGET AND ACTUAL**  
**UTILITIES FUND**

**Terrebonne Parish Consolidated Government**

For the year ended December 31, 2012

	Budgeted Amounts		Actual	Variance with Final Budget Positive (Negative)
	Original	Final		
<b>Operating Revenues</b>				
Revenues from sales and service charges	\$ 45,053,094	\$ 45,053,094	\$ 37,983,435	\$ (7,069,659)
Other operating revenues	686,150	686,150	623,626	(62,524)
Total operating revenue	45,739,244	45,739,244	38,607,061	(7,132,183)
<b>Operating Expenses</b>				
Personal services	3,619,368	3,606,118	3,230,450	375,668
Supplies and materials	451,350	464,025	339,319	124,706
Other services and charges	6,096,341	6,099,341	5,741,217	358,124
Energy purchases	29,796,040	29,796,040	22,737,713	7,058,327
Depreciation	3,125,500	3,126,500	3,065,367	61,133
Total operating expenses	43,088,599	43,092,024	35,114,066	7,977,958
Operating income	2,650,645	2,647,220	3,492,995	845,775
<b>Non-Operating Revenues (Expenses)</b>				
Investment earnings	50	50	179,084	179,034
Intergovernmental		31,582	189,167	157,585
Other non-operating expenses			(3,094)	(3,094)
Total non-operating revenues	50	31,632	365,157	333,525
Income before transfers	2,650,695	2,678,852	3,858,152	1,179,300
<b>Transfer From Other Funds</b>				
G.I.S. Mapping System Fund	250,000	250,000	250,000	
<b>Transfer To Other Funds</b>				
General Fund	(2,540,764)	(2,540,764)	(2,540,764)	
<b>Change in Net Position</b>	359,931	388,088	1,567,388	1,179,300
<b>Net Position</b>				
Beginning of year	73,818,106	74,270,669	74,270,669	
End of year	\$ 74,178,037	\$ 74,658,757	\$ 75,838,057	\$ 1,179,300

**SCHEDULE OF REVENUES, EXPENSES AND CHANGES IN FUND NET POSITION - BUDGET AND ACTUAL**  
**SEWERAGE FUND**

**Terrebonne Parish Consolidated Government**

For the year ended December 31, 2012

	Budgeted Amounts		Actual	Variance with Final Budget Positive (Negative)
	Original	Final		
<b>Operating Revenues</b>				
Revenues from sales and service charges	\$ 7,940,000	\$ 7,940,000	\$ 7,757,847	\$ (182,153)
Other operating revenues	27,500	27,500	38,712	11,212
Total operating revenue	7,967,500	7,967,500	7,796,559	(170,941)
<b>Operating Expenses</b>				
Personal services	2,477,065	2,477,065	2,419,532	57,533
Supplies and materials	475,150	492,650	478,326	14,324
Other services and charges	3,217,023	3,199,523	3,118,704	80,819
Depreciation	2,215,000	2,215,000	2,447,555	(232,555)
Total operating expenses	8,384,238	8,384,238	8,464,117	(79,879)
Operating loss	(416,738)	(416,738)	(667,558)	(250,820)
<b>Non-Operating Revenues (Expenses)</b>				
Investment earnings			14,567	14,567
Intergovernmental	9,938	9,939	165,183	155,244
Interest and fiscal charges	(73,325)	(73,325)	(13,571)	59,754
Other non-operating revenues			28,497	28,497
Total non-operating revenues (expenses)	(63,387)	(63,386)	194,676	258,062
Loss before transfers and contributions	(480,125)	(480,124)	(472,882)	7,242
<b>Transfers From Other Funds</b>				
Capital Projects Fund			2,614,549	2,614,549
<b>Capital Contributions</b>			850,605	850,605
<b>Change in Net Assets</b>	(480,125)	(480,124)	2,992,272	3,472,396
<b>Net Assets</b>				
Beginnin of year as restated	59,278,061	64,482,159	64,482,159	
End of year	\$ 58,797,936	\$ 64,002,035	\$ 67,474,431	\$ 3,472,396

**SCHEDULE OF REVENUES, EXPENSES AND CHANGES IN FUND NET POSITION- BUDGET AND ACTUAL**  
**SANITATION MAINTENANCE FUND**

**Terrebonne Parish Consolidated Government**

For the year ended December 31, 2012

	Budgeted Amounts		Actual	Variance with Final Budget Positive (Negative)
	Original	Final		
<b>Operating Revenues</b>				
Revenues from sales and service charges	\$ 7,787,040	\$ 7,787,040	\$ 7,566,614	\$ (220,426)
Other operating revenues	20,000	20,000	46,696	26,696
Total operating revenues	<u>7,807,040</u>	<u>7,807,040</u>	<u>7,613,310</u>	<u>(193,730)</u>
<b>Operating Expenses</b>				
Personal services	741,546	761,607	801,193	(39,586)
Supplies and materials	304,150	331,250	317,798	13,452
Other services and charges	11,857,608	11,758,120	11,891,184	(133,064)
Depreciation	295,000	310,000	341,974	(31,974)
Total operating expenses	<u>13,198,304</u>	<u>13,160,977</u>	<u>13,352,149</u>	<u>(191,172)</u>
Operating loss	<u>(5,391,264)</u>	<u>(5,353,937)</u>	<u>(5,738,839)</u>	<u>(384,902)</u>
<b>Non-Operating Revenues</b>				
Investment earnings	30,000	30,000	100,596	70,596
Taxes-ad valorem	8,107,500	8,107,500	9,811,534	1,704,034
Intergovernmental	280,000	280,000	971,677	691,677
Other non-operating revenues			55,566	55,566
Total non-operating revenues	<u>8,417,500</u>	<u>8,417,500</u>	<u>10,939,373</u>	<u>2,521,873</u>
Income before transfers	<u>3,026,236</u>	<u>3,063,563</u>	<u>5,200,534</u>	<u>2,136,971</u>
<b>Transfers From Other Funds</b>				
Capital Projects Fund			1,171,887	1,171,887
<b>Transfers To Other Funds</b>				
General Fund	(543,904)	(543,904)	(543,904)	
Capital Projects fund		(209,831)	(209,831)	
Total transfers to other funds	<u>(543,904)</u>	<u>(753,735)</u>	<u>(753,735)</u>	
<b>Change in Net Position</b>	2,482,332	2,309,828	5,618,686	3,308,858
<b>Net Position</b>				
Beginning of year	<u>17,915,886</u>	<u>17,697,008</u>	<u>17,697,008</u>	
End of year	<u>\$ 20,398,218</u>	<u>\$ 20,006,836</u>	<u>\$ 23,315,694</u>	<u>\$ 3,308,858</u>

**SCHEDULE OF REVENUES, EXPENSES AND CHANGES IN FUND NET POSITION - BUDGET AND ACTUAL**  
**CIVIC CENTER FUND**

**Terrebonne Parish Consolidated Government**

For the year ended December 31, 2012

	Budgeted Amounts		Actual	Variance with Final Budget Positive (Negative)
	Original	Final		
<b>Operating Revenues</b>				
Revenues from sales and service charges	\$ 479,603	\$ 479,603	\$ 510,264	\$ 30,661
Other operating revenues	3,000	3,000	5,252	2,252
Total operating revenues	482,603	482,603	515,516	32,913
<b>Operating Expenses</b>				
Personal services	985,166	985,166	965,021	20,145
Supplies and materials	110,272	110,272	105,856	4,416
Other services and charges	714,947	714,947	608,307	106,640
Depreciation	520,000	520,000	507,324	12,676
Total operating expenses	2,330,385	2,330,385	2,186,508	143,877
Operating loss	(1,847,782)	(1,847,782)	(1,670,992)	176,790
<b>Non-Operating Revenues</b>				
Investment earnings	400	400	986	586
Taxes-Hotel/Motel	240,000	240,000	296,071	56,071
Intergovernmental			3,494	3,494
Total non-operating revenues	240,400	240,400	300,551	60,151
Loss before transfers	(1,607,382)	(1,607,382)	(1,370,441)	236,941
<b>Transfers From Other Funds</b>				
General Fund	872,151	872,151	872,151	
<b>Transfer to Other Funds</b>				
Grant Fund		(129,594)	(129,594)	
<b>Change in Net Position</b>	(735,231)	(864,825)	(627,884)	236,941
<b>Net Position</b>				
Beginning of year	14,205,585	14,157,869	14,157,869	
End of year	\$ 13,470,354	\$ 13,293,044	\$ 13,529,985	\$ 236,941





## INTERNAL SERVICE FUNDS

Insurance Control Fund - The Insurance Control Fund is maintained by the Parish to account for the Risk Management Department, including, but not limited to, liability administration, safety claims loss control, billing to the various funds and the payment of insurance premiums for general liability, automobile and workmen's compensation coverage. This fund is also used to account for the monies held in claims accounts for the self-insured portion of each claim in connection with the above coverages.

Group Health Insurance Fund - The Group Health Insurance Fund is maintained by the Parish to account for benefits administration, billings to the various funds and payment of insurance premiums for group health and dental coverage.

Human Resources Fund - The Human Resources Fund is used to account for the personnel services offered to all divisions/departments of the Parish including but not limited to administration, training and unemployment claims.

Centralized Purchasing Fund - The Centralized Purchasing Fund is maintained by the Parish to account for the allocation of the cost of operating the Purchasing Department to various user funds.

Information Systems Fund - The Information Systems Fund is maintained by the Parish to account for the allocation of the cost of operating the Information Systems Department to various user funds.

Centralized Fleet Maintenance Fund - The Centralized Fleet Maintenance Fund is maintained by the Parish to account for the allocation of the cost of operating the Fleet Maintenance Department to various user funds.

**COMBINING STATEMENT OF FUND NET POSITION**  
**INTERNAL SERVICE FUNDS**

**Terrebonne Parish Consolidated Government**

December 31, 2012

	Insurance Control Fund	Group Health Insurance Fund	Human Resources Fund	Centralized Purchasing Fund	Information Systems Fund	Centralized Fleet Maintenance Fund	Total
<b>ASSETS</b>							
<b>Current</b>							
Cash and cash equivalents	\$ 1,504,995	\$ 2,678,698	\$ 114,623				\$ 4,298,316
Investments	856,577	312,079					1,168,656
Receivables	23,022	1,598,950	176,242		\$ 1,681	\$ 19	1,799,914
Due from other funds	10,017,823	1,413,447	931,683	\$ 573,383	777,451	488,312	14,202,099
Due from other governmental units	115,894	127,432	70	2,513	19,161		265,070
Inventories				1,726,942		130,650	1,857,592
Other current assets - prepaid insurance	817,836						817,836
<b>Total current assets</b>	<b>13,336,147</b>	<b>6,130,606</b>	<b>1,222,618</b>	<b>2,302,838</b>	<b>798,293</b>	<b>618,981</b>	<b>24,409,483</b>
<b>Capital assets</b>							
Machinery equipment and buildings	95,405		282,283	487,550	740,175	325,336	1,930,749
Construction in progress					72,796		72,796
<b>Total capital assets</b>	<b>95,405</b>		<b>282,283</b>	<b>487,550</b>	<b>812,971</b>	<b>325,336</b>	<b>2,003,545</b>
Less accumulated depreciation	(93,059)		(266,364)	(273,480)	(611,072)	(259,822)	(1,503,797)
<b>Net capital assets</b>	<b>2,346</b>		<b>15,919</b>	<b>214,070</b>	<b>201,899</b>	<b>65,514</b>	<b>499,748</b>
<b>Total assets</b>	<b>13,338,493</b>	<b>6,130,606</b>	<b>1,238,537</b>	<b>2,516,908</b>	<b>1,000,192</b>	<b>684,495</b>	<b>24,909,231</b>
<b>LIABILITIES</b>							
<b>Current</b>							
Accounts payable and accrued expenses	10,971,663	1,990,101	4,816	55,889	20,219	83,829	13,126,517
Due to other funds	1,247,743	72,762	72,734	2,074,986	452,520	209,140	4,129,885
Due to other governmental units	881		3,065		45	288	4,279
Compensated absences payable	23,911		11,637	32,496	57,542	29,039	154,625
<b>Total current liabilities</b>	<b>12,244,198</b>	<b>2,062,863</b>	<b>92,252</b>	<b>2,163,371</b>	<b>530,326</b>	<b>322,296</b>	<b>17,415,306</b>
<b>Noncurrent liabilities</b>							
Compensated absences payable	23,480		13,489		12,939	15,578	65,486
Other postemployment benefit obligations	162,546		151,545	333,115	323,032	250,002	1,220,240
<b>Total noncurrent liabilities</b>	<b>186,026</b>		<b>165,034</b>	<b>333,115</b>	<b>335,971</b>	<b>265,580</b>	<b>1,285,726</b>
<b>Total liabilities</b>	<b>12,430,224</b>	<b>2,062,863</b>	<b>257,286</b>	<b>2,496,486</b>	<b>866,297</b>	<b>587,876</b>	<b>18,701,032</b>
<b>NET POSITION</b>							
Invested in capital assets	2,346		15,919	214,070	201,899	65,514	499,748
Unrestricted	905,923	4,067,743	965,332	(193,648)	(68,004)	31,105	5,708,451
<b>Total net position</b>	<b>\$ 908,269</b>	<b>\$ 4,067,743</b>	<b>\$ 981,251</b>	<b>\$ 20,422</b>	<b>\$ 133,895</b>	<b>\$ 96,619</b>	<b>\$ 6,208,199</b>

**COMBINING STATEMENT OF REVENUES, EXPENSES AND CHANGES IN FUND NET POSITION**  
**INTERNAL SERVICE FUNDS**

**Terrebonne Parish Consolidated Government**

For the year ended December 31, 2012

	Insurance Control Fund	Group Health Insurance Fund	Human Resources Fund	Centralized Purchasing Fund	Information Systems Fund	Centralized Fleet Maintenance Fund	Total
<b>Operating Revenues</b>							
Premiums	\$ 6,788,365	\$ 15,792,832					\$ 22,581,197
Revenues from service charges			\$ 672,122	\$ 949,598	\$ 1,542,867	\$ 844,316	4,008,903
Total operating revenues	<u>6,788,365</u>	<u>15,792,832</u>	<u>672,122</u>	<u>949,598</u>	<u>1,542,867</u>	<u>844,316</u>	<u>26,590,100</u>
<b>Operating Expenses</b>							
Insurance premiums	3,057,156	2,149,872					5,207,028
Claims	3,625,545	13,635,521	24,337				17,285,403
Personal services	632,010		290,633	686,282	1,177,302	605,169	3,391,396
Supplies and materials	20,989		5,116	16,285	52,927	90,344	185,661
Other services and charges	168,913	852,255	177,736	191,117	191,565	139,690	1,721,276
Repairs and maintenance	313			7,056	3,509	12,429	23,307
Depreciation	3,346		26,597	27,326	82,764	10,049	150,082
Allocated expenses - services performed:							
By other departments	17,203	214,304	70,725	29,904	32,538	10,754	375,428
Total operating expenses	<u>7,525,475</u>	<u>16,851,952</u>	<u>595,144</u>	<u>957,970</u>	<u>1,540,605</u>	<u>868,435</u>	<u>28,339,581</u>
Operating income (loss)	<u>(737,110)</u>	<u>(1,059,120)</u>	<u>76,978</u>	<u>(8,372)</u>	<u>2,262</u>	<u>(24,119)</u>	<u>(1,749,481)</u>
<b>Non-Operating Revenues</b>							
Investment earnings	1,341	7,292	166				8,799
Miscellaneous - other	3,020			2,295			5,315
Proceeds of capital asset disposition	23		66		849	403	1,341
Total non-operating revenues	<u>4,384</u>	<u>7,292</u>	<u>232</u>	<u>2,295</u>	<u>849</u>	<u>403</u>	<u>15,455</u>
<b>Other Financing Uses</b>							
Transfer Out: Grant Fund					(3,512)		(3,512)
<b>Change in Net Position</b>	<u>(732,726)</u>	<u>(1,051,828)</u>	<u>77,210</u>	<u>(6,077)</u>	<u>(401)</u>	<u>(23,716)</u>	<u>(1,737,538)</u>
<b>Net Position</b>							
Beginning of year	<u>1,640,995</u>	<u>5,119,571</u>	<u>904,041</u>	<u>26,499</u>	<u>134,296</u>	<u>120,335</u>	<u>7,945,737</u>
End of year	<u>\$ 908,269</u>	<u>\$ 4,067,743</u>	<u>\$ 981,251</u>	<u>\$ 20,422</u>	<u>\$ 133,895</u>	<u>\$ 96,619</u>	<u>\$ 6,208,199</u>

**COMBINING STATEMENT OF CASH FLOWS**  
**INTERNAL SERVICE FUNDS**

Terrebonne Parish Consolidated Government

For the year ended December 31, 2012

	Insurance Control Fund	Group Health Insurance Fund	Human Resources Fund	Centralized Purchasing Fund	Information Systems Fund	Centralized Fleet Maintenance Fund	Total
<b>Cash Flows From Operating Activities</b>							
Cash received from interfund services provided	\$ 6,240,515	\$ 16,033,559	\$ 531,813	\$ 929,535	\$ 1,488,191	\$ 832,847	\$ 26,056,460
Cash payments to suppliers	(6,406,096)	(16,214,643)	(277,516)	(324,906)	(357,353)	(241,582)	(23,822,096)
Cash payments to employees for services and benefits	(583,012)		(254,355)	(605,809)	(1,085,698)	(540,270)	(3,069,144)
Net cash provided by (used for) operating activities	(748,593)	(181,084)	(58)	(1,180)	45,140	50,995	(834,780)
<b>Cash Flows from Noncapital Financing Activities</b>							
Advances to other funds	(8,231,938)						(8,231,938)
Transfers from (to) other funds					(3,512)		(3,512)
Net cash used for noncapital financing activities	(8,231,938)				(3,512)		(8,235,450)
<b>Cash Flows from Capital and Related Financing Activities</b>							
Proceeds from disposition of equipment	23		66		849	403	1,341
Acquisition and construction of capital assets	(21,620)			1,180	(42,477)	(51,398)	(114,315)
Net cash provided by (used for) capital and related financing activities	(21,597)		66	1,180	(41,628)	(50,995)	(112,974)
<b>Cash Flows from Investing Activities</b>							
Purchases of investments	(3,357,312)	(310,000)			(33,443)	(1,015,550)	(4,716,305)
Maturities of investments	10,839,781				33,443	1,015,550	11,888,774
Investment income	82,989	155	166				83,310
Net cash provided by (used for) investing activities	7,565,458	(309,845)	166				7,255,779
<b>Net Increase (Decrease) in Cash and Cash Equivalents</b>	6,795,268	(490,929)	174				(1,927,425)
<b>Cash and Cash Equivalents</b>							
Beginning of year	2,941,665	3,169,627	114,449				6,225,741
End of year	\$ 9,736,933	\$ 2,678,698	\$ 114,623	\$	\$	\$	\$ 4,298,316
<b>Reconciliation of operating income (loss) to net cash provided by (used for) operating activities:</b>							
Operating income (loss)	\$ (737,110)	\$ (1,059,120)	\$ 76,978	\$ (8,372)	\$ 2,262	\$ (24,119)	\$ (1,749,481)
<b>Adjustments to reconcile operating income (loss) to net cash provided by (used for) operating activities:</b>							
Depreciation and amortization	3,346		26,597	27,326	82,764	10,049	150,082
(Increase) decrease in assets:							
Receivables	5,826	(1,206,711)	(175,410)		(1,681)	(19)	(1,377,995)
Due from other funds	(630,195)	1,451,415	15,289	(20,065)	(48,034)	(55,444)	712,966
Inventory				(343,965)		(52,301)	(396,266)
Due from other local governmental units	76,519	(3,977)	19,810	1	(4,962)		87,391
Other	(225,017)						(225,017)
Increase (decrease) in liabilities:							
Accounts payable and accrued expenses	716,629	639,817	(10,230)	24,393	(1,268)	68,958	1,438,299
Due to other funds		(2,508)	8,557	245,780	(60,220)	43,994	235,603
Due to component units	(424)						(424)
Due to other local governmental units	(5,394)		3,065	(5,544)	(11,155)	(4,555)	(23,583)
Compensated absences payable	9,204		2,647	5,280	7,741	6,857	31,729
Postemployment benefit obligations	38,023		32,639	73,986	79,693	57,575	281,916
Total adjustments	(11,483)	878,036	(77,036)	7,192	42,878	75,114	914,701
Net cash provided by (used for) operating activities	\$ (748,593)	\$ (181,084)	\$ (58)	\$ (1,180)	\$ 45,140	\$ 50,995	\$ (834,780)
<b>Noncash Investing Activities</b>							
Net increase (decrease) in fair value of investments	\$ (17,183)	\$ 2,080	\$	\$	\$	\$	\$ (15,103)

**SCHEDULE OF REVENUES, EXPENSES AND CHANGES IN FUND NET POSITION - BUDGET AND ACTUAL**  
**INSURANCE CONTROL FUND**

**Terrebonne Parish Consolidated Government**

For the year ended December 31, 2012

	Budgeted Amounts		Actual	Variance with Final Budget Positive (Negative)
	Original	Final		
<b>Operating Revenues</b>				
Premiums	\$ 7,078,718	\$ 7,078,718	\$ 6,788,365	\$ (290,353)
<b>Operating Expenses</b>				
Insurance premiums	3,553,500	3,553,500	3,057,156	496,344
Claims	3,000,000	3,000,000	3,625,545	(625,545)
Personal services	587,999	587,999	632,010	(44,011)
Supplies and materials	26,550	26,550	20,989	5,561
Other services and charges	52,737	52,737	168,913	(116,176)
Repairs and maintenance	1,900	1,900	313	1,587
Depreciation	7,000	7,000	3,346	3,654
Allocated expenditures - services performed:				
By other departments	112,430	112,430	17,203	95,227
Total operating expenses	7,342,116	7,342,116	7,525,475	(183,359)
Operating loss	(263,398)	(263,398)	(737,110)	(473,712)
<b>Non-Operating Revenues</b>				
Investment Income	2,920	2,920	1,341	(1,579)
Miscellaneous - other	1,200	1,200	3,020	1,820
Proceeds of capital asset disposition			23	23
Total non-operating revenue	4,120	4,120	4,384	264
<b>Net Loss</b>	(259,278)	(259,278)	(732,726)	(473,448)
<b>Net Position</b>				
Beginning of year	352,621	1,640,995	1,640,995	
End of year	\$ 93,343	\$ 1,381,717	\$ 908,269	\$ (473,448)

**SCHEDULE OF REVENUES, EXPENSES AND CHANGES IN FUND NET POSITION - BUDGET AND ACTUAL**  
**GROUP HEALTH INSURANCE FUND**

**Terrebonne Parish Consolidated Government**

For the year ended December 31, 2012

	Budgeted Amounts		Actual	Variance with Final Budget Positive (Negative)
	Original	Final		
<b>Operating Revenues</b>				
Premiums	\$ 15,248,800	\$ 15,248,800	\$ 15,792,832	\$ 544,032
<b>Operating Expenses</b>				
Insurance premiums	1,981,600	1,981,600	2,149,872	(168,272)
Claims	15,525,622	15,525,622	13,635,521	1,890,101
Other services and charges	418,307	418,307	852,255	(433,948)
Allocated expenditures - services performed by other departments	185,450	185,450	214,304	(28,854)
Total operating expenses	18,110,979	18,110,979	16,851,952	1,259,027
Operating loss	(2,862,179)	(2,862,179)	(1,059,120)	1,803,059
<b>Non-Operating Revenues</b>				
Investment earnings			7,292	7,292
<b>Change in Net Position</b>	(2,862,179)	(2,862,179)	(1,051,828)	1,810,351
<b>Net Position</b>				
Beginning of year	3,389,651	5,119,571	5,119,571	
End of year	\$ 527,472	\$ 2,257,392	\$ 4,067,743	\$ 1,810,351

**SCHEDULE OF REVENUES, EXPENSES AND CHANGES IN FUND NET POSITION - BUDGET AND ACTUAL**  
**HUMAN RESOURCES FUND**

**Terrebonne Parish Consolidated Government**

For the year ended December 31, 2012

	Budgeted Amounts		Actual	Variance with Final Budget Positive (Negative)
	Original	Final		
<b>Operating Revenues</b>				
Revenues from service charges	\$ 645,253	\$ 645,253	\$ 672,122	\$ 26,869
<b>Operating Expenses</b>				
Claims	67,000	67,000	24,337	42,663
Personal services	309,476	309,476	290,633	18,843
Supplies and materials	7,450	7,450	5,116	2,334
Other services and charges	180,545	180,545	177,736	2,809
Repairs and maintenance	200	200		200
Depreciation	28,500	28,500	26,597	1,903
Allocated expenses - services performed:				
By other departments	66,725	66,725	70,725	(4,000)
Total operating expenses	659,896	659,896	595,144	64,752
Operating income (loss)	(14,643)	(14,643)	76,978	91,621
<b>Non-Operating Revenues</b>				
Investment earnings	500	500	166	(334)
Proceeds of capital asset disposition			66	66
Total non-operatin revenues	500	500	232	(268)
<b>Change in Net Position</b>	(14,143)	(14,143)	77,210	91,353
<b>Net Position</b>				
Beginning of year	878,270	904,041	904,041	
End of year	\$ 864,127	\$ 889,898	\$ 981,251	\$ 91,353

**SCHEDULE OF REVENUES, EXPENSES AND CHANGES IN FUND NET POSITION - BUDGET AND ACTUAL**  
**CENTRALIZED PURCHASING FUND**

**Terrebonne Parish Consolidated Government**

For the year ended December 31, 2012

	Budgeted Amounts		Actual	Variance with Final Budget Positive (Negative)
	Original	Final		
<b>Operating Revenues</b>				
Revenues from service charges	\$ 1,010,000	\$ 1,010,000	\$ 949,598	\$ (60,402)
<b>Operating Expenses</b>				
Personal services	707,739	707,739	686,282	21,457
Supplies and materials	19,350	19,350	16,285	3,065
Other services and charges	181,011	179,220	191,117	(11,897)
Repairs and maintenance	6,675	8,466	7,056	1,410
Depreciation	29,000	29,000	27,326	1,674
Allocated expenses - services performed by other departments	27,330	27,330	29,904	(2,574)
Total operating expenses	971,105	971,105	957,970	13,135
Operating income (loss)	38,895	38,895	(8,372)	(47,267)
<b>Non-Operating Revenues</b>				
Investment earnings	75	75		(75)
Miscellaneous - other			2,295	2,295
Total non-operating revenues	75	75	2,295	2,220
<b>Change in Net Position</b>	38,970	38,970	(6,077)	(45,047)
<b>Net Position</b>				
Beginning of year	122,892	26,499	26,499	
End of year	\$ 161,862	\$ 65,469	\$ 20,422	\$ (45,047)



**SCHEDULE OF REVENUES, EXPENSES AND CHANGES IN FUND NET POSITION - BUDGET AND ACTUAL**  
**INFORMATION SYSTEMS FUND**

**Terrebonne Parish Consolidated Government**

For the year ended December 31, 2012

	Budgeted Amounts		Actual	Variance with Final Budget Positive (Negative)
	Original	Final		
<b>Operating Revenues</b>				
Revenues from service charges	\$ 1,530,000	\$ 1,530,000	\$ 1,542,867	\$ 12,867
<b>Operating Expenses</b>				
Personal services	1,219,889	1,219,889	1,177,302	42,587
Supplies and materials	58,552	58,552	52,927	5,625
Other services and charges	233,801	230,001	191,565	38,436
Repairs and maintenance	12,511	12,511	3,509	9,002
Depreciation	124,590	111,250	82,764	28,486
Allocated expenses - services performed by other departments	28,293	28,293	32,538	(4,245)
Total operating expenses	1,677,636	1,660,496	1,540,605	119,891
Operating income (loss)	(147,636)	(130,496)	2,262	132,758
<b>Non-Operating Revenues</b>				
Proceeds of capital asset dispositions			849	849
<b>Other Financing Uses</b>				
Transfers Out:				
Grant Fund		(3,512)	(3,512)	
<b>Change in Net Position</b>	(147,636)	(134,008)	(401)	133,607
<b>Net Position</b>				
Beginning of year	233,181	134,296	134,296	
End of year	\$ 85,545	\$ 288	\$ 133,895	\$ 133,607

**SCHEDULE OF REVENUES, EXPENSES AND CHANGES IN FUND NET POSITION - BUDGET AND ACTUAL**  
**CENTRALIZED FLEET MAINTENANCE FUND**

**Terrebonne Parish Consolidated Government**

For the year ended December 31, 2012

	Budgeted Amounts		Actual	Variance with Final Budget Positive (Negative)
	Original	Final		
<b>Operating Revenues</b>				
Revenues from service charges	\$ 834,000	\$ 834,000	\$ 844,316	\$ 10,316
<b>Operating Expenses</b>				
Personal services	643,512	638,296	605,169	33,127
Supplies and materials	79,600	81,100	90,344	(9,244)
Other services and charges	143,163	143,163	139,690	3,473
Repairs and maintenance	21,600	18,100	12,429	5,671
Depreciation	13,600	13,600	10,049	3,551
Allocated expenses - services performed by other departments	10,640	10,640	10,754	(114)
Total operating expenses	912,115	904,899	868,435	36,464
Operating (loss)	(78,115)	(70,899)	(24,119)	46,780
<b>Non-Operating Revenues</b>				
Investment earnings	500	500		(500)
Proceeds of capital asset disposition			403	403
Total non-operating revenues	500	500	403	(97)
<b>Change in Net Position</b>	(77,615)	(70,399)	(23,716)	46,683
<b>Net Position</b>				
Beginning of year	110,598	120,335	120,335	
End of year	\$ 32,983	\$ 49,936	\$ 96,619	\$ 46,683

## FIDUCIARY FUND TYPES

### Agency Funds

Houma Community Mineral Lease Fund - To account for royalties from the production of oil and natural gas from certain properties within the City of Houma limits and the distribution of the royalties to participating property owners on an annual basis.

Marshal's Trust Fund - To account for the collection of garnishments and seizures and the subsequent disbursement to the appropriate parties (less a collection fee paid to the Parish).

### Pension Trust Funds

Police Pension and Relief Fund and Firemen's Pension and Relief Fund - To account for the accumulation of resources to be used for retirement payments to policemen and firemen (hired prior to January 1, 1980) at appropriate amounts and times in the future. Resources are contributed by the Public Safety Fund in amounts determined by the Parish Council.

**COMBINING STATEMENT OF FIDUCIARY NET ASSETS**  
**AGENCY FUNDS**

**Terrebonne Parish Consolidated Government**

December 31, 2012

	<u>Houma Community Mineral Lease Fund</u>	<u>Marshal's Trust Fund</u>	<u>Total</u>
<b>Assets</b>			
Cash and cash equivalents	\$ 290,487	\$ 107,378	\$ 397,865
Receivables (net, where applicable of allowances for uncollectibles)-other	<u>2,027</u>	<u></u>	<u>2,027</u>
Total assets	<u>\$ 292,514</u>	<u>\$ 107,378</u>	<u>\$ 399,892</u>
<b>Liabilities</b>			
Accounts payable		\$ 107,378	\$ 107,378
Due to property owners	<u>\$ 292,514</u>	<u></u>	<u>292,514</u>
Total liabilities	<u>\$ 292,514</u>	<u>\$ 107,378</u>	<u>\$ 399,892</u>

**COMBINING STATEMENT OF FIDUCIARY NET POSITION**  
**PENSION TRUST FUNDS**

**Terrebonne Parish Consolidated Government**

December 31, 2012

	<u>Police Pension and Relief Fund</u>	<u>Firemen's Pension and Relief Fund</u>	<u>Total</u>
<b>Assets</b>			
Cash and cash equivalents	\$	\$ 90,390	\$ 90,390
Investments, at fair value:			
Louisiana Asset Management Pool		1,750,756	1,750,756
U.S. Government Securities		13,462	13,462
	<u>-</u>	<u>1,854,608</u>	<u>1,854,608</u>
Total assets			
	<u>-</u>	<u>1,854,608</u>	<u>1,854,608</u>
<b>Net Position</b>			
Held in trust for pension benefits	<u>\$ -</u>	<u>\$ 1,854,608</u>	<u>\$ 1,854,608</u>

**COMBINING STATEMENT OF CHANGES IN FIDUCIARY NET POSITION**  
**PENSION TRUST FUNDS**

**Terrebonne Parish Consolidated Government**

For the year ended December 31, 2012

	<u>Police Pension and Relief Fund</u>	<u>Firemen's Pension and Relief Fund</u>	<u>Total</u>
<b>Additions</b>			
Contributions - employer		\$ 124,559	\$ 124,559
Investments income	\$ 147	11,035	11,182
Total additions	<u>147</u>	<u>135,594</u>	<u>135,741</u>
<b>Deductions</b>			
Benefits	17,286	149,568	166,854
Distribution to employer	109,725		109,725
Administrative expenses:			
Professional fees	2,500	2,270	4,770
Other	121	188	309
Total deductions	<u>129,632</u>	<u>152,026</u>	<u>281,658</u>
<b>Change in net position</b>	(129,485)	(16,432)	(145,917)
<b>Net Position Held in Trust for Pension Benefits</b>			
Beginning of year	<u>129,485</u>	<u>1,871,040</u>	<u>2,000,525</u>
End of year	<u>\$ -</u>	<u>\$ 1,854,608</u>	<u>\$ 1,854,608</u>

**STATEMENT OF CHANGES IN ASSETS AND LIABILITIES - ALL AGENCY FUNDS****Terrebonne Parish Consolidated Government**

For the year ended December 31, 2012

	Balance January 1, 2012	Additions	Deductions	Balance December 31, 2012
<b>Houma Community Mineral Lease</b>				
<b>Assets</b>				
Cash and cash equivalents	\$ 288,924	\$ 31,725	\$ 30,162	\$ 290,487
Receivables (net, where applicable of allowances for uncollectibles) - other	5,622	1,932	5,527	2,027
Total assets	<u>\$ 294,546</u>	<u>\$ 33,657</u>	<u>\$ 35,689</u>	<u>\$ 292,514</u>
<b>Liabilities</b>				
Due to property owners	<u>\$ 294,546</u>	<u>\$ 4,125</u>	<u>\$ 6,157</u>	<u>\$ 292,514</u>
<b>Marshal's Trust Fund</b>				
<b>Assets</b>				
Cash and cash equivalents	<u>\$ 89,040</u>	<u>\$ 1,250,665</u>	<u>\$ 1,232,327</u>	<u>\$ 107,378</u>
<b>Liabilities</b>				
Accounts payable	<u>\$ 89,040</u>	<u>\$ 1,250,665</u>	<u>\$ 1,232,327</u>	<u>\$ 107,378</u>
<b>Totals - All Agency Funds</b>				
<b>Assets</b>				
Cash and cash equivalents	\$ 377,964	\$ 1,282,390	\$ 1,262,489	\$ 397,865
Receivables (net, where applicable of allowances for uncollectibles) - other	5,622	1,932	5,527	2,027
Total assets	<u>\$ 383,586</u>	<u>\$ 1,284,322</u>	<u>\$ 1,268,016</u>	<u>\$ 399,892</u>
<b>Liabilities</b>				
Accounts payable	\$ 89,040	\$ 1,250,665	\$ 1,232,327	\$ 107,378
Due to property owners	294,546	4,125	6,157	292,514
Total liabilities	<u>\$ 383,586</u>	<u>\$ 1,254,790</u>	<u>\$ 1,238,484</u>	<u>\$ 399,892</u>





**CAPITAL ASSETS  
USED IN THE OPERATION  
OF GOVERNMENTAL FUNDS**

**CAPITAL ASSETS USED IN THE OPERATION OF GOVERNMENTAL FUNDS**  
**SCHEDULE BY SOURCE (1)**

**Terrebonne Parish Consolidated Government**

December 31, 2012

Governmental funds capital assets	
Land	\$ 4,988,188
Buildings	48,507,199
Infrastructure	245,174,194
Equipment	58,715,025
Construction in progress	<u>40,335,367</u>
Total governmental funds capital assets	<u>\$ 397,719,973</u>
Investment in governmental funds capital assets by source:	
General fund	\$ 14,286,843
Special revenue funds	79,523,031
Enterprise funds	378,904
Capital projects funds	231,355,589
Donated infrastructure	71,265,922
Donated equipment	<u>909,684</u>
Total investment in governmental funds capital assets by source	<u>\$ 397,719,973</u>

(1) This schedule presents only the capital asset balances related to governmental funds. Accordingly, the capital assets reported in internal service funds are excluded from the above amounts. The capital assets of internal service funds are included as governmental activities in the statement of net assets.

**CAPITAL ASSETS USED IN THE OPERATION OF GOVERNMENTAL FUNDS**  
**SCHEDULE BY FUNCTION AND ACTIVITY (1)**

**Terrebonne Parish Consolidated Government**

December 31, 2012

Function and Activity	Land	Buildings	Infrastructure	Equipment	Totals	
					December 31, 2012	December 31, 2011
<b>General government:</b>						
Parish council				\$ 120,295	\$ 120,295	\$ 118,888
Parish council staff				102,063	102,063	106,015
City court		\$ 538,901		8,911	547,812	211,927
District court				189,512	189,512	193,387
Clerk of court				129,272	129,272	129,272
Parish President				76,889	76,889	76,889
Registrar of voters				21,220	21,220	25,237
Finance				194,235	194,235	213,121
Customer service				265,790	265,790	274,659
Purchasing		82,154		37,491	119,645	119,645
Human resources				3,634	3,634	3,634
Information systems						30,448
Planning and zoning				108,510	108,510	130,186
Code Violations/Compl				4,454	4,454	
Pool Fleet				61,140	61,140	45,287
General government land and building	\$ 3,582,277	21,138,091		2,530,222	27,250,590	25,268,210
Grant administration	266,533	3,108,433		6,116,353	9,491,319	9,568,155
City Marshal's office				242,923	242,923	247,472
Animal shelter		286,331		182,097	468,428	445,696
<b>Total general government</b>	<b>3,848,810</b>	<b>25,153,910</b>		<b>10,395,011</b>	<b>39,397,731</b>	<b>37,208,128</b>
<b>Public safety:</b>						
Emergency 911				2,000	2,000	2,000
OEP				1,186,010	1,186,010	1,263,373
Police protection	1,281	1,719,724		3,952,238	5,673,243	5,501,020
Fire protection	90,088	1,799,783		4,246,392	6,136,263	6,104,615
Parish prisoners	275,000	14,363,412		863,811	15,502,223	15,373,386
<b>Total public safety</b>	<b>366,369</b>	<b>17,882,919</b>		<b>10,250,451</b>	<b>28,499,739</b>	<b>28,244,394</b>
<b>Streets and drainage:</b>						
Public works	130,001	126,087		355,569	611,657	781,156
Parking meter administration						1,306
Parish transportation	12,391		\$ 49,043		61,434	61,434
Roads	282,907	335,443	100,692,931	2,801,994	104,113,275	89,632,738
Drainage	105,010	431,617	139,307,899	33,408,972	173,253,498	160,872,680
<b>Total streets and drainage</b>	<b>530,309</b>	<b>893,147</b>	<b>240,049,873</b>	<b>36,566,535</b>	<b>278,039,864</b>	<b>251,349,314</b>
<b>Health and welfare:</b>						
Coroner		411,457		10,429	421,886	480,228
Health & Welfare-Other			13,500		13,500	13,500
Public health center	84,000	940,952		121,747	1,146,699	1,146,699
Mental health		277,484			277,484	277,484
Agriculture extension service				1,108	1,108	7,029
<b>Total health and welfare</b>	<b>84,000</b>	<b>1,629,893</b>	<b>13,500</b>	<b>133,284</b>	<b>1,860,677</b>	<b>1,924,940</b>

**CAPITAL ASSETS USED IN THE OPERATION OF GOVERNMENTAL FUNDS  
SCHEDULE BY FUNCTION AND ACTIVITY (1)**

**Terrebonne Parish Consolidated Government**

December 31, 2012

Function and Activity	Land	Buildings	Infrastructure	Equipment	Totals	
					December 31, 2012	December 31, 2011
Culture and recreation:						
Parks and recreation	\$ 55,000		\$ 335,248	\$ 91,028	\$ 481,276	\$ 483,701
Baseball				1,697	1,697	1,697
Special Olympics				7,065	7,065	7,065
Museum		\$ 1,309,188		26,980	1,336,168	1,334,716
Auditoriums	59,164	1,123,350		157,507	1,340,021	887,300
Non-district recreation	44,536		674,533	902,606	1,621,675	1,877,453
Grand Bois Park		54,286		22,506	76,792	51,491
Arts and humanity		460,506		118,861	579,367	579,367
Downtown boardwalk/marina			4,101,040		4,101,040	4,101,040
Library				640	640	640
Total culture and recreation	<u>158,700</u>	<u>2,947,330</u>	<u>5,110,821</u>	<u>1,328,890</u>	<u>9,545,741</u>	<u>9,324,470</u>
Conservation and development:						
Coastal restoration/preservation				40,854	40,854	40,854
Total governmental funds capital assets allocated to functions	<u>\$ 4,988,188</u>	<u>\$ 48,507,199</u>	<u>\$ 245,174,194</u>	<u>\$ 58,715,025</u>	<u>357,384,606</u>	<u>328,092,100</u>
Construction in progress					40,335,367	32,613,722
Total governmental funds capital assets					<u>\$ 397,719,973</u>	<u>\$ 360,705,822</u>

(1) This schedule presents only the capital asset balances related to governmental funds. Accordingly, the capital assets reported in internal service funds are excluded from the above amounts. The capital assets of internal service funds are included as governmental activities in the statement of net assets.

**CAPITAL ASSETS USED IN THE OPERATION OF GOVERNMENTAL FUNDS**  
**SCHEDULE OF CHANGES BY FUNCTION AND ACTIVITY (1)**

**Terrebonne Parish Consolidated Government**

For the year ended December 31, 2012

<u>Function and Activity</u>	<u>Governmental Funds Capital Assets January 1, 2012</u>	<u>Additions</u>	<u>Deletions</u>	<u>Adjustments</u>	<u>Governmental Funds Capital Assets December 31, 2012</u>
<b>General government:</b>					
Parish council	\$ 118,888	\$ 6,993		\$ (5,586)	\$ 120,295
Parish council staff	106,015		\$ 7,630	3,678	102,063
City court	211,927	335,885			547,812
District court	193,387		3,875		189,512
Clerk of court	129,272				129,272
Parish president	76,889				76,889
Registrar of voters	25,237		4,017		21,220
Finance	213,121	8,577	27,463		194,235
Customer service	274,659	1,108	11,283	1,306	265,790
Purchasing	119,645				119,645
Human resources	3,634				3,634
Information systems	30,448		30,448		
Planning and zoning	130,186		21,676		108,510
Code Violations/Compl		4,454			4,454
Pool Fleet	45,287			15,853	61,140
General government land and building	25,268,210	1,995,743	15,666	2,303	27,250,590
Grant administration	9,568,155	117,598	194,434		9,491,319
City Marshal's office	247,472	51,094	55,643		242,923
Animal shelter	445,696	49,816	27,084		468,428
<b>Total general government</b>	<b>37,208,128</b>	<b>2,571,268</b>	<b>399,219</b>	<b>17,554</b>	<b>39,397,731</b>
<b>Public safety:</b>					
Emergency 911	2,000				2,000
OEP	1,263,373	124,958	175,533	(26,788)	1,186,010
Police protection	5,501,020	408,601	261,880	25,502	5,673,243
Fire protection	6,104,615	41,748	10,100		6,136,263
Parish prisoners	15,373,386	147,543	18,706		15,502,223
<b>Total public safety</b>	<b>28,244,394</b>	<b>722,850</b>	<b>466,219</b>	<b>(1,286)</b>	<b>28,499,739</b>
<b>Streets and drainage:</b>					
Public works	781,156	23,351	147,034	(45,816)	611,657
Parking meter administration	1,306			(1,306)	
Parish transportation	61,434				61,434
Roads	89,632,738	14,833,683	359,930	6,784	104,113,275
Drainage	160,872,680	12,610,972	282,736	52,582	173,253,498
<b>Total streets and drainage</b>	<b>251,349,314</b>	<b>27,468,006</b>	<b>789,700</b>	<b>12,244</b>	<b>278,039,864</b>
<b>Health and welfare:</b>					
Coroner	480,228		43,380	(14,962)	421,886
Health & Welfare-Other	13,500				13,500
Public health center	1,146,699				1,146,699
Mental health unit	277,484				277,484
Agriculture extension service	7,029		5,921		1,108
<b>Total health and welfare</b>	<b>1,924,940</b>		<b>49,301</b>	<b>(14,962)</b>	<b>1,860,677</b>

Continued

**CAPITAL ASSETS USED IN THE OPERATION OF GOVERNMENTAL FUNDS**  
**SCHEDULE OF CHANGES BY FUNCTION AND ACTIVITY (1)**

**Terrebonne Parish Consolidated Government**

For the year ended December 31, 2012

<u>Function and Activity</u>	<u>Governmental Funds Capital Assets January 1, 2012</u>	<u>Additions</u>	<u>Deletions</u>	<u>Adjustments</u>	<u>Governmental Funds Capital Assets December 31, 2012</u>
Culture and recreation:					
Parks and recreation	\$ 483,701		\$ 2,425		\$ 481,276
Baseball	1,697				1,697
Special Olympics	7,065				7,065
Museum	1,334,716	\$ 1,452			1,336,168
Auditoriums	887,300	452,721			1,340,021
Non-district recreation	1,877,453	13,685	269,463		1,621,675
Grand Bois Park	51,491	35,700	10,399		76,792
Arts and humanity	579,367				579,367
Bayou Terre Boardwalk	4,101,040				4,101,040
Library	640				640
Total culture and recreation	<u>9,324,470</u>	<u>503,558</u>	<u>282,287</u>		<u>9,545,741</u>
Conservation and development:					
Coastal restoration/preservation	<u>40,854</u>				<u>40,854</u>
Total governmental funds capital assets allocated to functions	<u>328,092,100</u>	<u>31,265,682</u>	<u>1,986,726</u>	<u>13,550</u>	<u>357,384,606</u>
Construction in progress	<u>32,613,722</u>	<u>34,762,216</u>	<u>27,040,571</u>		<u>40,335,367</u>
Total governmental funds capital assets	<u>\$ 360,705,822</u>	<u>\$ 66,027,898</u>	<u>\$ 29,027,297</u>	<u>\$ 13,550</u>	<u>\$ 397,719,973</u>

(1) This schedule presents only the capital asset balances related to governmental funds. Accordingly, the capital assets reported in internal service funds are excluded from the above amounts. The capital assets of internal service funds are included as governmental activities in the statement of net assets.

**OTHER SUPPLEMENTARY INFORMATION SECTION**

**UNIFORM FINANCIAL REPORTING STANDARDS FOR PUBLIC HOUSING AUTHORITIES -  
FINANCIAL DATA SCHEDULES**

**Terrebonne Parish Consolidated Government**

December 31, 2012

	Section 8 Rental Voucher 14.871		
	Fund	GASB 34 Adjustments	Statement of Net Assets
<b>ASSETS</b>			
<b>Current</b>			
Cash:			
Cash - unrestricted	\$ 523,158	\$	\$ 523,158
Investments - unrestricted			
Cash - other restricted	252,905		252,905
Total cash	<u>776,063</u>		<u>776,063</u>
Accounts Receivable:			
Accounts receivable - PHA projects	1,979		1,979
Accounts receivable - HUD other projects	181,077		181,077
Accounts receivable - miscellaneous	650		650
Fraud recovery	59,131		59,131
Total receivables, net of allowances for doubtful accounts	<u>242,837</u>		<u>242,837</u>
Total current assets	<u>1,018,900</u>		<u>1,018,900</u>
<b>Noncurrent assets</b>			
Capital Assets:			
Furniture, equipment and machinery - administration, net of accumulated depreciation		2,429	2,429
Total assets	<u>\$ 1,018,900</u>	<u>2,429</u>	<u>1,021,329</u>
<b>LIABILITIES</b>			
<b>Current</b>			
Accounts payable < 90 days	\$ 599,567		599,567
Accrued wage/payroll taxes payable	2,579		2,579
Grant Advancement	56,282		56,282
Total current liabilities	<u>658,428</u>		<u>658,428</u>
<b>Noncurrent liabilities</b>			
Accrued compensated absences		3,619	3,619
Noncurrent liabilities - other	90,743		90,743
Total noncurrent liabilities	<u>90,743</u>	<u>3,619</u>	<u>94,362</u>
Total liabilities	<u>749,171</u>	<u>3,619</u>	<u>752,790</u>
<b>FUND BALANCE/NET ASSETS</b>			
<b>Fund balance</b>			
Restricted	269,729	(269,729)	
Total liabilities and fund balance	<u>\$ 1,018,900</u>		
<b>Net assets</b>			
Invested in capital assets		2,429	2,429
Unrestricted		266,110	266,110
Total net assets		<u>\$ 268,539</u>	<u>\$ 268,539</u>



**UNIFORM FINANCIAL REPORTING STANDARDS FOR PUBLIC HOUSING AUTHORITIES -  
FINANCIAL DATA SCHEDULES**

**Terrebonne Parish Consolidated Government**

For the year ended December 31, 2012

	Section 8 Rental Voucher 14.871		
	Fund	GASB 34 Adjustments	Statement of Activities
<b>Revenues</b>			
HUD PHA grants	\$ 1,963,891	\$	\$ 1,963,891
FSS Coordinator	21,530		21,530
Fraud recovery	17,144		17,144
Other revenue	68,569		68,569
<b>Total revenues</b>	<b>2,071,134</b>		<b>2,071,134</b>
<b>Expenses</b>			
Administrative:			
Administrative salaries	136,844		136,844
Auditing fees	5,472		5,472
Compensated absences		(4,461)	(4,461)
Employee benefit contributions	96,872		96,872
Other operating - administrative	40,642		40,642
Utilities:			
Electricity	4,255		4,255
Ordinary maintenance and operations:			
Ordinary maintenance and operations - contract costs	4,322		4,322
Tenant services			
Tenant services - salaries	21,575		21,575
Employee benefit contributions	10,807		10,807
General expenses:			
Insurance premiums	5,087		5,087
Other general expenses	2,479		2,479
<b>Total operating expenses</b>	<b>328,355</b>	<b>(4,461)</b>	<b>323,894</b>
<b>Excess Operating Revenue Over Operating Expenses</b>	<b>1,742,779</b>	<b>4,461</b>	<b>1,747,240</b>
Housing assistance payments	2,346,008		2,346,008
Depreciation expense		2,790	2,790
<b>Total</b>	<b>2,346,008</b>	<b>2,790</b>	<b>2,348,798</b>
<b>Total expenses</b>	<b>2,674,363</b>	<b>(1,671)</b>	<b>2,672,692</b>
<b>Excess of Expenses Over Operating Revenue</b>	<b>\$ (603,229)</b>	<b>603,229</b>	
<b>Change in Net Assets</b>		<b>\$ (601,558)</b>	<b>(601,558)</b>
<b>Calculations from R/E Statement</b>			<b>(601,558)</b>
<b>B/S Line 513</b>			<b>268,539</b>
			<b>\$ 870,097</b>

**SCHEDULE OF COMPENSATION PAID TO COUNCIL**

**Terrebonne Parish Consolidated Government**

For the year ended December 31, 2012

**TERREBONNE PARISH COUNCIL**

Included in legislative expenditures of the General Fund is the compensation of the members of the Parish Council. In accordance with State of Louisiana Statutes, the Parish has elected the monthly payment method of compensation in lieu of per diem payments. Under this method, the Chairman of the Parish Council received \$1,188 per month and each of the Council members received \$1,012 per month.

	<u>Salary</u>
Beryl Amedee	\$ 12,139
Daniel Babin	12,139
Christa Duplantis	12,139
Dirk Guidry	12,139
Gregory Hood	12,139
Russell Hornsby	12,139
Peter Lambert	12,736
John Navy	12,139
Arlanda Williams	<u>15,469</u>
Total	<u>\$ 113,178</u>

**SCHEDULE OF PROPERTY, PLANT AND EQUIPMENT - UTILITIES FUND****Terrebonne Parish Consolidated Government**

December 31, 2012

	Annual Depreciation Rate	Balance January 1, 2012	Additions	Deletions/ Adjustments	December 31, 2012		
					Balance	Accumulated Depreciation	Net Book Value
<b>Electric System</b>							
Land		\$ 45,405			\$ 45,405	\$ 45,405	
Plant and improvements	2% - 20%	37,017,454	\$ 31,532		37,048,986	\$ 31,899,564	5,149,422
Construction in progress		268,777	186,412	\$ (342,898)	112,291		112,291
Distribution system	2% - 20%	56,964,456	2,006,892	4,940	58,976,288	34,452,104	24,524,184
Total electric		94,296,092	2,224,836	(337,958)	96,182,970	66,351,668	29,831,302
<b>Gas Distribution System</b>							
Gas distribution system	4% - 20%	27,211,675	1,702,042		28,913,717	13,479,246	15,434,471
Construction in progress		891,414	549,071	(1,204,545)	235,940		235,940
Total gas		28,103,089	2,251,113	(1,204,545)	29,149,657	13,479,246	15,670,411
<b>Miscellaneous Equipment</b>							
Land		140,211			140,211		140,211
Miscellaneous equipment	4% - 20%	3,640,911	29,023	(12,966)	3,656,968	3,309,138	347,830
Total miscellaneous		3,781,122	29,023	(12,966)	3,797,179	3,309,138	488,041
<b>Totals</b>		<b>\$ 126,180,303</b>	<b>\$ 4,504,972</b>	<b>\$ (1,555,469)</b>	<b>\$ 129,129,806</b>	<b>\$ 83,140,052</b>	<b>\$ 45,989,754</b>



**Terrebonne Parish Consolidated Government**  
**Statistical Section**  
**December 31, 2012**  
(Unaudited)

This part of Terrebonne Parish Consolidated Government's comprehensive annual financial report presents detailed information as a context for understanding what the information in the financial statements, note disclosures, and required supplementary information says about the government's overall financial health.

<b>Contents</b>	<b>Page</b>
Financial Trends <i>These schedules contain trend information to help the reader understand how the government's financial performance and well-being have changed over time.</i>	194
Revenue Capacity <i>These schedules contain information to help the reader assess the government's most significant local revenue sources.</i>	206
Debt Capacity <i>These schedules present information to help the reader assess the affordability of the government's current levels of outstanding debt and the government's ability to issue additional debt in the future.</i>	211
Demographic and Economic Information <i>These schedules offer demographic and economic indicators to help the reader understand the environment within which the government's financial activities take place.</i>	216
Operating Information <i>These schedules contain service and infrastructure data to help the reader understand how the information in the government's financial report relates to the services the government provides and the activities it performs.</i>	218

Sources: Unless otherwise noted, the information in these schedules is derived from the comprehensive annual financial reports for the relevant year.

**Terrebonne Parish Consolidated Government**  
**Net Position by Component**  
**Last Ten Fiscal Years**  
(Unaudited)

	Fiscal Year			
	2003	2004	2005	2006
Governmental activities				
Invested in capital assets	\$ 62,814,427	\$ 69,778,291	\$ 70,122,868	\$ 135,526,836
Restricted	28,662,676	33,599,499	40,319,848	52,855,794
Unrestricted	35,299,390	45,128,768	54,030,195	68,203,407
<b>Total governmental activities</b>	<b>\$ 126,776,493</b>	<b>\$ 148,506,558</b>	<b>\$ 164,472,911</b>	<b>\$ 256,586,037</b>
Business-type activities				
Invested in capital assets	\$ 98,649,856	\$ 97,643,260	\$ 98,752,040	\$ 100,684,441
Restricted	39,588,329	38,834,375	41,216,145	41,847,582
Unrestricted	99,613	11,219	270,295	507,010
<b>Total business-type activities</b>	<b>\$ 138,337,798</b>	<b>\$ 136,488,854</b>	<b>\$ 140,238,480</b>	<b>\$ 143,039,033</b>
Primary government				
Invested in capital assets	\$ 161,464,283	\$ 167,421,551	\$ 168,874,908	\$ 236,211,277
Restricted	68,251,005	72,433,874	81,535,993	94,703,376
Unrestricted	35,399,003	45,139,987	54,300,490	68,710,417
<b>Total primary government</b>	<b>\$ 265,114,291</b>	<b>\$ 284,995,412</b>	<b>\$ 304,711,391</b>	<b>\$ 399,625,070</b>

Fiscal Year					
2007	2008	2009	2010	2011	2012
\$ 146,738,116	\$ 143,331,423	\$ 161,885,853	\$ 180,889,105	\$ 198,988,739	\$ 227,942,443
58,070,491	82,163,710	65,421,736	52,196,945	64,565,588	58,855,704
83,909,634	85,070,751	85,552,808	71,584,436	46,025,528	20,287,281
<u>\$ 288,718,241</u>	<u>\$ 310,565,884</u>	<u>\$ 312,860,397</u>	<u>\$ 304,670,486</u>	<u>\$ 309,579,855</u>	<u>\$ 307,085,428</u>
\$ 102,987,127	\$ 115,354,597	\$ 118,334,742	\$ 125,080,413	\$ 129,678,193	\$ 132,663,197
42,869,664	39,859,501	38,035,773	37,650,108	40,405,233	47,027,490
878,245	(101,483)	1,028,471	814,746	612,295	467,480
<u>\$ 146,735,036</u>	<u>\$ 155,112,615</u>	<u>\$ 157,398,986</u>	<u>\$ 163,545,267</u>	<u>\$ 170,695,721</u>	<u>\$ 180,158,167</u>
\$ 249,725,243	\$ 258,686,020	\$ 280,220,595	\$ 305,969,518	\$ 328,666,932	\$ 360,605,640
100,940,155	122,023,211	103,457,509	89,847,053	104,970,821	105,883,194
84,787,879	84,969,268	86,581,279	72,399,182	46,637,823	20,754,761
<u>\$ 435,453,277</u>	<u>\$ 465,678,499</u>	<u>\$ 470,259,383</u>	<u>\$ 468,215,753</u>	<u>\$ 480,275,576</u>	<u>\$ 487,243,595</u>

**Terrebonne Parish Consolidated Government**  
**Changes in Net Position**  
**Last Ten Fiscal Years**  
(in millions)  
(Unaudited)

Expenses	Fiscal Year									
	2003	2004	2005	2006	2007	2008	2009	2010	2011	2012
<b>Governmental activities:</b>										
General government	\$ 16.1	\$ 14.1	\$ 15.2	\$ 15.5	\$ 17.2	\$ 21.7	\$ 21.1	\$ 24.3	\$ 24.6	\$ 25.2
Public safety	19.8	17.1	18.0	27.7	24.2	24.3	28.7	39.7	48.0	49.0
Streets and drainage	18.2	13.7	15.6	17.0	21.9	24.8	39.1	33.1	29.7	28.0
Health and welfare	9.4	14.5	11.4	8.7	11.6	12.6	14.6	16.7	13.0	14.4
Culture and recreation	2.8	2.3	2.0	2.1	2.2	2.6	2.3	2.4	2.6	3.7
Urban redevelopment and housing	0.9	0.6	0.4	0.5	0.5	1.2	3.9	4.6	2.9	2.0
Economic development and assistance	3.0	2.3	2.4	2.8	2.6	2.7	2.4	3.3	12.4	19.2
Intergovernmental	0.9	0.1								
Conservation and development	0.1	0.1	0.1	0.2	0.2	0.4	0.6	1.2	0.3	0.3
Interest on long-term debt	1.9	1.8	1.9	2.1	2.1	2.3	2.7	2.5	4.3	4.9
<b>Total governmental activities expenses</b>	<b>73.1</b>	<b>66.6</b>	<b>67.0</b>	<b>76.6</b>	<b>82.5</b>	<b>92.6</b>	<b>115.4</b>	<b>127.8</b>	<b>137.8</b>	<b>146.7</b>
<b>Business-type activities:</b>										
Electric & Gas	40.7	43.7	50.5	45.8	42.1	57.9	36.9	39.2	39.5	35.1
Sewerage	6.0	6.2	6.4	6.4	6.6	7.9	7.7	8.3	8.1	8.5
Sanitation	11.3	9.7	13.3	11.6	11.5	22.9	13.0	12.3	12.5	13.3
Civic Center	2.2	2.2	2.3	2.3	2.3	2.4	2.5	2.5	2.2	2.2
<b>Total business-type activities expenses</b>	<b>60.2</b>	<b>61.8</b>	<b>72.5</b>	<b>66.1</b>	<b>62.5</b>	<b>91.1</b>	<b>60.1</b>	<b>62.3</b>	<b>62.3</b>	<b>59.1</b>
<b>Total primary government expenses</b>	<b>\$133.3</b>	<b>\$128.4</b>	<b>\$139.5</b>	<b>\$142.7</b>	<b>\$145.0</b>	<b>\$183.7</b>	<b>\$175.5</b>	<b>\$190.1</b>	<b>\$200.1</b>	<b>\$ 205.8</b>
<b>Program Revenues</b>										
<b>Governmental activities</b>										
Charges for services:										
General government	\$ 6.5	\$ 6.9	\$ 7.2	\$ 8.0	\$ 8.7	\$ 9.4	\$ 10.0	\$ 9.3	\$ 11.1	\$ 10.1
Public Safety	1.3	1.4	1.3	1.7	2.2	2.2	1.8	1.5	2.2	2.2
Streets and drainage				0.1	0.1	0.1	0.1			
Health and welfare	0.1	0.1	0.1	0.1						
Culture and recreation	0.1	0.2	0.2	0.2	0.2	0.2	0.1	0.2	0.1	0.1
Conservation and development			0.3	0.2	0.3	0.2	0.1	1.1		
Operating grants and contributions	14.3	20.1	18.9	14.3	18.0	24.9	25.4	27.8	40.0	32.9
Capital grants and contributions	4.0	0.7	1.9	2.2	7.1	4.6	8.1	9.7	15.7	22.0
<b>Total governmental activities program revenues</b>	<b>26.3</b>	<b>29.4</b>	<b>29.9</b>	<b>26.8</b>	<b>36.6</b>	<b>41.6</b>	<b>45.6</b>	<b>49.6</b>	<b>69.1</b>	<b>67.3</b>
<b>Business-type activities:</b>										
Charges for services:										
Electric & Gas	44.4	48.7	55.4	49.6	46.9	58.7	39.9	43.6	43.1	38.6
Sewerage	4.5	4.6	5.6	6.0	5.9	5.9	6.1	6.5	7.4	7.8
Sanitation	4.6	5.4	6.8	7.4	7.8	8.1	7.7	7.6	7.6	7.7
Civic Center	0.8	0.9	0.5	0.9	1.0	0.8	0.9	0.6	0.5	0.5
Operating grants and contributions			0.6	0.3	0.3	11.1	1.0	0.8	0.5	1.3
Capital grants and contributions			0.8	0.9	0.6	0.1	0.1	0.4	1.2	0.9
<b>Total business-type activities program revenues</b>	<b>54.3</b>	<b>59.6</b>	<b>69.7</b>	<b>65.1</b>	<b>62.5</b>	<b>84.7</b>	<b>55.7</b>	<b>59.5</b>	<b>60.3</b>	<b>56.8</b>
<b>Total primary government program revenues</b>	<b>\$ 80.6</b>	<b>\$ 89.0</b>	<b>\$ 99.6</b>	<b>\$ 91.9</b>	<b>\$ 99.1</b>	<b>\$126.3</b>	<b>\$101.3</b>	<b>\$109.1</b>	<b>\$129.4</b>	<b>\$ 124.1</b>
<b>Net (expense)/revenue</b>										
Governmental activities	\$(46.8)	\$(37.2)	\$(37.1)	\$(49.8)	\$(45.9)	\$(51.0)	\$(69.8)	\$(78.2)	\$(68.7)	\$(79.4)
Business-type activities	(5.9)	(2.2)	(2.8)	(1.0)	0.0	(6.4)	(4.4)	(2.8)	(2.0)	(2.3)
<b>Total primary government net expense</b>	<b>\$(52.7)</b>	<b>\$(39.4)</b>	<b>\$(39.9)</b>	<b>\$(50.8)</b>	<b>\$(45.9)</b>	<b>\$(57.4)</b>	<b>\$(74.2)</b>	<b>\$(81.0)</b>	<b>\$(70.7)</b>	<b>\$ (81.7)</b>



**Terrebonne Parish Consolidated Government**  
**Changes in Net Position**  
**Last Ten Fiscal Years**  
(in millions)  
(Unaudited)

	Fiscal Year									
	2003	2004	2005	2006	2007	2008	2009	2010	2011	2012
<b>General Revenues and Other</b>										
<b>Changes in Net Position</b>										
Governmental activities:										
Taxes										
Property taxes	\$ 18.2	\$ 19.0	\$ 20.7	\$ 21.6	\$ 23.2	\$ 19.6	\$ 22.9	\$ 23.9	\$ 24.3	\$ 28.0
Sales taxes	26.7	27.8	32.8	39.3	39.9	41.5	37.2	36.4	37.2	39.6
Other taxes	0.8	0.9	0.8	1.1	1.1	1.0	1.1	1.2	1.3	1.4
Unrestricted grants and contributions	9.0	10.0	10.9	13.7	11.4	13.2	8.1	9.2	9.8	8.7
Other	0.4	1.2	(6.6)	3.9	4.4	4.6	1.1	1.1	1.3	1.5
Special items										
Transfers	1.2	4.3	1.0	1.7	1.7	(0.7)	1.7	(1.4)	(0.3)	(1.5)
<b>Total governmental activities</b>	<u>56.3</u>	<u>63.2</u>	<u>59.6</u>	<u>81.3</u>	<u>81.7</u>	<u>79.2</u>	<u>72.1</u>	<u>70.0</u>	<u>73.6</u>	<u>77.7</u>
Business-type activities:										
Taxes										
Property taxes						6.7	7.9	8.1	8.4	9.8
Other taxes						0.3	0.2	0.3	0.2	0.3
Other	0.3	0.4	1.0	1.3	1.7	0.8	0.3	0.1	0.3	0.3
Transfers	(1.2)	(4.3)	(1.0)	(1.7)	(1.7)	0.7	(1.7)	0.4	0.3	1.5
<b>Total business-type activities</b>	<u>(0.9)</u>	<u>(3.9)</u>	<u>0.0</u>	<u>(0.4)</u>	<u>0.0</u>	<u>8.5</u>	<u>6.7</u>	<u>8.9</u>	<u>9.2</u>	<u>11.9</u>
<b>Total primary government</b>	<u>\$ 55.4</u>	<u>\$ 59.3</u>	<u>\$ 59.6</u>	<u>\$ 80.9</u>	<u>\$ 81.7</u>	<u>\$ 87.7</u>	<u>\$ 78.8</u>	<u>\$ 78.9</u>	<u>\$ 82.8</u>	<u>\$ 89.6</u>
<b>Change in Net Position</b>										
Governmental activities	\$ 9.5	\$ 26.0	\$ 22.5	\$ 31.5	\$ 35.8	\$ 28.2	\$ 2.3	\$ (8.2)	\$ 4.9	\$ (1.7)
Business-type activities	(6.8)	(6.1)	(2.8)	(1.4)	0.0	2.1	2.3	6.1	7.2	9.6
<b>Total primary government</b>	<u>\$ 2.7</u>	<u>\$ 19.9</u>	<u>\$ 19.7</u>	<u>\$ 30.1</u>	<u>\$ 35.8</u>	<u>\$ 30.3</u>	<u>\$ 4.6</u>	<u>\$ (2.1)</u>	<u>\$ 12.1</u>	<u>\$ 7.9</u>

**Terrebonne Parish Consolidated Government**  
**Governmental Activities Tax Revenues by Source (1)**  
**Last Ten Fiscal Years**  
**(modified accrual basis of accounting)**  
(Unaudited)

<u>Year</u>	<u>Ad Valorem Taxes (2)</u>	<u>Sales &amp; Use Taxes</u>	<u>Special Assessment Taxes</u>	<u>Other Taxes</u>	<u>Total</u>
2003	\$ 18,133,823	\$ 26,730,777	\$ 72,768	\$ 914,507	\$ 45,851,875
2004	18,984,710	27,810,468	26,153	917,556	47,738,887
2005	20,695,015	32,814,484	15,812	826,037	54,351,348
2006	21,594,375	39,282,442	15,645	1,223,182	62,115,644
2007	23,179,592	39,961,358	46,194	1,153,603	64,340,747
2008	19,602,060	41,499,111	21,674	1,058,015	62,180,860
2009	22,908,925	37,154,791	21,679	1,164,084	61,249,479
2010	23,927,959	36,442,007	19,267	1,144,872	61,534,105
2011	24,293,542	37,167,712	12,145	1,280,534	62,753,933
2012	28,016,809	39,558,954	15,706	1,422,744	69,014,213

(1) Includes all governmental fund types.

(2) Sanitation maintenance activities were converted to business-type activities on January 1, 2008.



**Terrebonne Parish Consolidated Government**  
**Fund Balances of Governmental Funds**  
**Last Ten Fiscal Years**  
**(modified accrual basis of accounting)**  
(Unaudited)

	<u>2003</u>	<u>2004</u>	<u>2005</u>	<u>2006</u>
General fund				
Reserved	\$ 2,870,365	\$ 2,600,646	\$ 1,259,436	\$ 1,031,224
Unreserved	8,183,479	10,587,813	15,472,123	19,377,178
Nonspendable				
Restricted				
Committed				
Assigned				
Unassigned				
Total general fund	<u>\$ 11,053,844</u>	<u>\$ 13,188,459</u>	<u>\$ 16,731,559</u>	<u>\$ 20,408,402</u>
All other governmental funds				
Reserved	\$ 30,601,163	\$ 28,965,671	\$ 43,386,841	\$ 54,874,156
Unreserved, reported in:				
Special revenue funds	27,539,220	33,161,586	45,506,533	49,379,033
Capital projects funds	825,740	2,727,532	2,238,070	2,602,618
Debt service funds	192,576	85,747	90,905	77,579
Restricted				
Grants				
Capital projects				
Drainage				
Levee and conservation				
Debt service				
Other special purposes				
Committed				
Capital projects				
Other special purposes				
Assigned				
Subsequent year's expenditures				
Public safety				
Capital projects				
Grants				
Roads and bridges				
Drainage				
Other special purposes				
Total all other governmental funds	<u>\$ 59,158,699</u>	<u>\$ 64,940,536</u>	<u>\$ 91,222,349</u>	<u>\$ 106,933,386</u>

(1) The increase in reserved fund balance in this period was due to the funding of new multi-year capital projects, which was unspent at year end.

(2) Implementation of GASB No. 54.

Table 4

<u>2007</u>	<u>2008</u>	<u>2009</u>	<u>2010</u>	<u>2011 (2)</u>	<u>2012 (2)</u>
\$ 1,144,527 16,825,048	\$ 1,141,227 18,682,814	\$ 1,731,595 10,787,340	\$ 1,806,799 10,468,578	\$ 12,891 1,335,058 95,238 8,452,025 10,354,419	\$ 9,403 2,146,982 660,675 4,395,691 7,213,570
<u>\$ 17,969,575</u>	<u>\$ 19,824,041</u>	<u>\$ 12,518,935</u>	<u>\$ 12,275,377</u>	<u>\$ 20,249,631</u>	<u>\$ 14,426,321</u>
\$ 78,172,565 (1)  54,280,835 4,299,659 81,640	\$ 84,634,716 (1)  69,171,603 3,223,887 134,061	\$ 81,503,212 (1)  61,168,794 1,071,065 61,990	\$ 61,695,741 (1)  52,069,315 734,945 5,844,558	\$ 2,125,179 30,993,554  39,221,159 9,843,968 13,555,028  3,370,694 415,753  3,710,427 33,795,721 1,400,057 2,910,817 4,426,548 281,030	\$ 2,764,154 16,441,140 1,565,023 19,791,402 14,469,540 11,307,507  3,858,206 317,774  61,715 3,639,528 36,513,664 1,575,377 2,630,409 5,350,087 440,913
<u>\$ 136,834,699</u>	<u>\$ 157,164,267</u>	<u>\$ 143,805,061</u>	<u>\$ 120,344,559</u>	<u>\$ 146,049,935</u>	<u>\$ 120,726,439</u>

**Terrebonne Parish Consolidated Government**  
**Changes in Fund Balances of Governmental Funds**  
**Last Ten Fiscal Years**  
**(modified accrual basis of accounting)**  
(Unaudited)

	<u>2003</u>	<u>2004</u>	<u>2005</u>	<u>2006</u>
<b>Revenues</b>				
Taxes	\$ 45,851,875	\$ 47,738,887	\$ 54,351,348	\$ 62,115,644
Licenses and permits	1,905,475	1,847,839	2,394,934	2,868,680
Intergovernmental	25,631,906	25,525,592	28,467,650	26,800,083
Charges for services	5,218,347	6,304,562	7,714,430	8,634,291
Fines and forfeitures	3,328,302	3,501,788	3,276,891	3,457,721
Miscellaneous	2,615,054	4,430,799	4,789,150	6,712,241
<b>Total revenues</b>	<u>84,550,959</u>	<u>89,349,467</u>	<u>100,994,403</u>	<u>110,588,660</u>
<b>Expenditures</b>				
General government	13,047,512	12,756,811	12,439,419	12,233,732
Public safety	18,145,374	17,096,661	16,821,474	26,143,655
Streets and drainage	16,880,783	13,503,819	14,201,978	12,711,612
Sanitation	11,398,843	10,082,888	10,707,384	11,564,489
Health and welfare	9,352,043	14,579,845	11,338,706	8,567,698
Culture and recreation	2,543,813	2,261,792	1,765,965	1,855,013
Education	29,422	31,059	45,288	43,976
Urban redevelopment and housing	932,669	621,754	390,847	451,530
Economic development and assistance	2,952,985	2,445,259	2,321,860	2,619,770
Conservation and development	63,352	73,997	139,526	171,999
Debt service				
Principal	3,053,142	3,439,535	3,425,600	3,898,715
Interest	1,912,740	1,759,243	1,694,964	1,971,448
Other charges	511,293		109,136	
Capital outlay	13,648,422	7,081,799	9,153,434	10,487,140
Intergovernmental	608,946	67,896	256,163	477,531
<b>Total expenditures</b>	<u>95,081,339</u>	<u>85,802,358</u>	<u>84,811,744</u>	<u>93,198,308</u>
<b>Excess of revenues over (under) expenditures</b>	<u>(10,530,380)</u>	<u>3,547,109</u>	<u>16,182,659</u>	<u>17,390,352</u>

(1) The Sanitation Maintenance Fund was converted to a proprietary fund on January 1, 2008.

Table 5

2007	2008	2009	2010	2011	2012
\$ 64,340,747	\$ 62,180,860	\$ 61,249,479	\$ 61,112,563	\$ 62,582,933	\$ 68,815,698
3,510,782	3,856,514	4,030,512	3,130,921	3,781,582	3,871,740
29,376,873	39,186,039	34,689,917	44,495,929	62,687,802	60,801,320
9,420,803	1,503,172	1,174,373	1,809,699	1,876,296	949,755
3,715,776	4,427,672	4,584,932	4,702,430	4,622,881	4,274,045
8,249,250	5,076,662	2,980,867	1,983,300	4,257,961	3,687,894
<u>118,614,231</u>	<u>116,230,919</u>	<u>108,710,080</u>	<u>117,234,842</u>	<u>139,809,455</u>	<u>142,400,452</u>
14,327,778	17,036,261	18,306,618	19,599,386	20,763,806	19,723,979
22,109,524	22,142,841	27,420,652	36,840,410	46,562,638	47,147,065
16,314,758	18,429,618	33,426,296	25,379,209	22,870,206	19,621,703
11,452,522	(1)	(1)	(1)	(1)	(1)
11,474,738	12,377,204	14,568,584	16,490,392	12,895,875	14,198,832
1,938,704	2,195,646	2,132,702	2,086,297	2,283,302	3,184,715
47,304	45,228	67,855	70,012	70,183	76,462
755,219	1,236,935	4,103,705	4,634,564	2,864,988	1,955,779
2,599,703	2,783,286	2,434,889	3,202,721	273,947	277,824
193,440	213,394	462,176	1,208,521	12,350,769	19,111,800
4,155,746	3,109,170	3,387,760	3,200,000	3,930,000	5,100,000
1,903,176	2,030,191	2,616,716	2,402,696	3,476,701	4,894,468
62,153	123,611	88,491		231,610	
15,431,837	22,734,404	21,811,944	26,598,925	37,870,167	37,019,719
123,958	132,813	285,682	209,027	115,282	24,992
<u>102,890,560</u>	<u>104,590,602</u>	<u>131,114,070</u>	<u>141,922,160</u>	<u>166,559,474</u>	<u>172,337,338</u>
<u>15,723,671</u>	<u>11,640,317</u>	<u>(22,403,990)</u>	<u>(24,687,318)</u>	<u>(26,750,019)</u>	<u>(29,936,886)</u>

**Terrebonne Parish Consolidated Government**  
**Changes in Fund Balances of Governmental Funds**  
**Last Ten Fiscal Years**  
**(modified accrual basis of accounting)**  
**(Unaudited)**

	<u>2003</u>	<u>2004</u>	<u>2005</u>	<u>2006</u>
<b>Other financing sources (uses)</b>				
Transfers in	\$ 20,930,710	\$ 25,087,767	\$ 23,051,448	\$ 33,758,703
Transfers out	(21,053,460)	(20,779,429)	(22,036,785)	(32,185,891)
Public improvement bond proceeds			7,495,000	
Premium on public improvement debt			31,169	
General obligation bond proceeds			5,000,000	
Premium on general obligation debt				
Refunding bonds issued	7,045,000		4,425,000	
Payment to refunded bond escrow agent	(6,847,057)		(4,410,300)	
Premium on refunding debt			39,604	
Capital leases	415,915			
Proceeds of bonds and other debt issued				
Bond proceeds				
Bond discounts				
Bond premium				
Proceeds of capital asset dispositions	136,024	61,005	47,118	424,716
<b>Total other financing sources (uses)</b>	<u>627,132</u>	<u>4,369,343</u>	<u>13,642,254</u>	<u>1,997,528</u>
<b>Special Items</b>				
Contributions				
<b>Net change in fund balances</b>	\$ (9,903,248)	\$ 7,916,452	\$ 29,824,913	\$ 19,387,880
<b>Debt service as a percentage of noncapital expenditures</b>	6.10%	6.60%	6.77%	7.10%

**Terrebonne Parish Consolidated Government**  
**General Governmental Tax Revenues By Source**  
**Last Ten Fiscal Years**  
**(modified accrual basis of accounting)**  
**(Unaudited)**

<u>Fiscal Year</u>	<u>Ad Valorem Tax (1)</u>	<u>Sales &amp; Use Tax</u>	<u>Special Assessment Tax</u>	<u>Other Tax</u>	<u>Total</u>
2003	\$ 18,133,823	\$ 26,730,777	\$ 72,768	\$ 914,507	\$ 45,851,875
2004	18,984,710	27,810,468	26,153	917,556	47,738,887
2005	20,695,015	32,814,484	15,812	826,037	54,351,348
2006	21,594,375	39,282,442	15,645	1,223,182	62,115,644
2007	23,179,592	39,961,358	46,194	1,153,603	64,340,747
2008	19,602,060	41,499,111	21,674	1,058,015	62,180,860
2009	22,908,925	37,154,791	21,679	1,164,084	61,249,479
2010	23,927,959	36,442,007	19,267	1,144,872	61,534,105
2011	24,043,542	37,167,712	12,145	1,359,534	62,582,933
2012	28,016,809	39,558,954	15,706	1,422,744	69,014,213

(1) The Sanitation Maintenance Fund was converted to a proprietary fund on January 1, 2008.



Table 5  
(Continued)

<u>2007</u>	<u>2008</u>	<u>2009</u>	<u>2010</u>	<u>2011</u>	<u>2012</u>
\$ 40,357,319 (38,683,142)	\$ 42,574,107 (44,022,280)	\$ 34,285,166 (32,538,372)	\$ 33,548,751 (32,171,848)	\$ 34,837,468 (35,119,743)	\$ 29,611,400 (31,092,382)
10,000,000 1,889	14,825,000	11,850,000 (12,738,594) 368,167		60,765,000 (336,851) 39,405 244,370	271,002
<u>62,749</u>	<u>912,083</u>	<u>513,311</u>	<u>171,551</u>	<u>244,370</u>	<u>271,002</u>
<u>11,738,815</u>	<u>14,288,910</u>	<u>1,739,678</u>	<u>1,548,454</u>	<u>60,429,649</u>	<u>(1,209,980)</u>
			<u>(565,196)</u>		
\$ 27,462,486	\$ 25,929,227	\$ (20,664,312)	\$ (23,138,864)	\$ 33,679,630	\$ (31,146,866)
6.93%	6.28%	5.49%	4.86%	5.76%	7.39%

**Terrebonne Parish Consolidated Government**  
**Assessed Value and Estimated Actual Value of Taxable Property**  
**Last Ten Fiscal Years**  
(Unaudited)

<b>Fiscal Year Ended December 31</b>	<b>Real Property</b>	<b>Movable Property</b>	<b>Other</b>	<b>Less: Tax Exempt Real Property</b>	<b>Net Taxable Assessed Value</b>	<b>Total Direct Tax Rate</b>	<b>Estimated Actual Taxable Value</b>	<b>Total Assessed Value as a Percentage of Actual Value</b>
2003	\$313,298,500	\$201,663,830	\$ 56,112,850	\$ 145,170,545	\$ 425,904,635	\$335.67	\$ 4,701,861,933	12.15%
2004	346,024,525	209,696,065	57,936,060	151,796,400	461,860,250	343.33	5,089,963,257	12.06%
2005	371,393,000	214,347,515	60,923,080	157,674,555	488,989,040	348.68	5,386,605,753	12.01%
2006	391,537,350	231,454,460	70,612,100	160,970,875	532,633,035	365.85	5,740,851,633	12.08%
2007	407,402,445	278,501,270	75,482,880	164,226,815	597,159,780	375.46	6,232,631,103	12.22%
2008	456,080,830	346,767,160	75,970,020	169,519,980	709,298,030	386.42	7,176,469,447	12.25%
2009	468,174,820	347,423,675	77,809,310	171,242,510	722,165,295	399.97	7,309,143,273	12.22%
2010	479,017,105	351,953,280	83,714,000	172,892,410	741,791,975	404.98	7,471,382,250	12.24%
2011	507,468,020	351,744,320	86,500,310	175,348,725	770,363,925	409.49	7,765,643,573	12.18%
2012	550,626,415	344,464,845	94,723,300	179,113,825	810,700,735	406.84	8,181,589,650	12.10%

\*Actual Valuation (Market Value) as computed to Assessed Valuation

Residential properties are assessed at 10% of fair market value; other movable property excluding land are to be assessed at 15%; and public service properties excluding land are to be assessed at 25% of fair market value. The total assessed value is estimated to be 15% of actual market value. Tax rates are per \$1,000 of net assessed value.

\*\* Exempt Properties Not Included

Does not include exempt assessed valuations as follows:

<b>Fiscal Year Ended December 31</b>	<b>Real Estate and Improvements (Under 10 Year Exemption)</b>	<b>Exempt Real Estate and Improvements</b>	<b>Total Exempt Properties</b>
2003	\$ 80,198,778	\$ 39,027,025	\$ 119,225,803
2004	104,366,730	44,465,645	148,832,375
2005	119,484,025	45,245,545	164,729,570
2006	123,815,790	46,762,965	170,578,755
2007	138,318,175	49,666,925	187,985,100
2008	139,832,520	50,285,845	190,118,365
2009	204,263,485	50,964,560	255,228,045
2010	241,824,081	53,304,750	295,128,831
2011	309,232,377	61,000,290	370,232,667
2012	297,748,752	57,290,550	355,039,302

Source: Terrebonne Parish Assessor's Office.

**Terrebonne Parish Consolidated Government  
Property Tax Rates  
Direct and Overlapping (1) Governments  
Last Ten Fiscal Years  
(Unaudited)**

<b>Fiscal Year</b>	<b>Terrebonne Parish Consolidated Government</b>			<b>Overlapping Rates</b>		<b>Total Direct &amp; Overlapping Rates</b>
	<b>Operating Millage</b>	<b>Debt Service Millage</b>	<b>Total Parish Millage</b>	<b>Total School Millage</b>	<b>Other Districts</b>	
2003	\$318.71	\$16.96	\$335.67	\$9.27	\$14.43	\$359.37
2004	329.25	14.08	343.33	9.27	14.43	367.03
2005	336.47	12.21	348.68	9.04	14.43	372.15
2006	347.72	18.13	365.85	9.27	14.43	389.55
2007	359.98	15.48	375.46	9.27	14.43	399.16
2008	361.24	25.18	386.42	8.83	14.43	409.68
2009	370.04	29.93	399.97	8.83	14.43	423.23
2010	376.15	28.83	404.98	9.27	14.43	428.68
2011	368.13	41.36	409.49	9.27	14.43	433.19
2012	367.37	39.47	406.84	9.27	14.58	430.69

Source: Terrebonne Parish Assessor's Office.

- (1) Overlapping rates are those of parish governments that apply to property owners within Terrebonne Parish. Not all overlapping rates apply to all Terrebonne Parish property owners (e.g. the rates of special districts apply only to the proportion of the government's property owners whose property is located within the geographical boundaries of the special district).

**Terrebonne Parish Consolidated Government**  
**Principal Property Taxpayers**  
**Current Year and Nine Years Ago**  
(Unaudited)

Taxpayer	2012			2003		
	Taxable Assessed Value	Rank	Percentage of Net Taxable Assessed Value	Taxable Assessed Value	Rank	Percentage of Net Taxable Assessed Value
Hilcorp Energy Co.	\$ 39,837,890	1	5.17%			
Petroleum Helicopters, Inc.	27,595,305	2	3.58%			
S C F Marine, Inc	14,441,860	3	1.87%			
Shell Pipeline Co.	12,733,875	4	1.65%	\$7,376,130	3	1.29%
Tennessee Gas Pipeline Co.	12,522,060	5	1.63%			
Apache Corporation	12,256,990	6	1.59%			
Hercules Drilling Company	11,536,090	7	1.50%			
Entergy LA., Inc.	9,771,380	8	1.27%		6	1.23%
Transcontinental Gas Pipeline	8,848,070	9	1.15%	7,319,150	4	1.28%
Bell South	8,415,830	10	1.09%	10,609,440	2	1.86%
Texaco, Inc.				14,451,180	1	2.53%
Tenneco Gas Pipeline Co.				7,079,360	5	1.24%
The Offshore Co.				6,772,280	7	1.19%
Poseidon Oil Pipeline Co.				6,153,430	8	1.08%
Wal-Mart Stores				5,308,640	9	0.93%
William G. Helis Co., L L C				5,101,795	10	0.89%
Totals	<u>\$ 157,959,350</u>		<u>20.50%</u>	<u>\$ 70,171,405</u>		<u>13.52%</u>

Source: Terrebonne Parish Assessor's Office.

**Terrebonne Parish Consolidated Government  
Property Tax Levies and Collections  
Last Ten Fiscal Years  
(Unaudited)**

Fiscal Year Ended December 31	Collection Year Ended December 31	Taxes Levied for the Fiscal Year (Original Levy)	Adjustments	Total Tax Levy for Fiscal Year	Collected Within the Fiscal Year of the Levy		Collections in Subsequent Years	Total Collections to Date	
					Amount	Percentage of Levy		Amount	Percentage of Levy
2003	2004	\$ 19,028,881	\$ -	\$ 19,028,881	\$18,825,426	98.93%	\$ 6,662	\$ 18,832,088	98.97%
2004	2005	20,640,576	-	20,640,576	20,142,485	97.59%	25,728	20,168,213	97.71%
2005	2006	21,484,806	-	21,484,806	21,131,299	98.35%	390,100	21,521,399	100.17% (3)
2006	2007	23,497,310	-	23,497,310	23,306,987	99.19%	(51,085) (1)	23,255,902	98.97%
2007	2008	26,267,972	-	26,267,972	25,866,447	98.47%	(2,276) (1)	25,864,171	98.46%
2008	2009	30,968,284	-	30,968,284	30,638,369	98.93%	157,120	30,795,489	99.44%
2009	2010	31,779,697	-	31,779,697 (2)	30,955,826	97.41%	24,850	30,980,676	97.49%
2010	2011	32,605,552	-	32,605,552 (2)	30,652,266	94.01%	40,167	30,692,433	94.13%
2011	2012	33,719,387	-	33,719,387	32,664,919	96.87%	4,118,559 (4)	36,783,478	109.09% (3)
2012	2013	34,780,278	-	34,780,278					

"Total Tax Levy" represents the taxpayer portion of the original levy of the Assessor. The amounts to be paid by the taxpayer are ultimately collected in full except for those adjustments due to assessment error or delayed homestead exemptions.

For financial statement reporting, ad valorem taxes represent total tax levy plus delinquent tax collections.

- (1) The collections in 2006 and 2007 include significant taxes paid in protest that were upheld and refunded during the period.
- (2) 2009 - 2010 Total Tax Levy was adjusted for the creation of a separate governing authority for Terrebonne Fire Protection District No. 8.
- (3) For the Fiscal Years 2005 and 2012, which reflects greater than 100%, these years include settlements of protest taxes.
- (4) The collections in 2012 includes protest taxes settled during the year.

Source: Terrebonne Parish Sheriff's Office.

**Terrebonne Parish Consolidated Government  
Sales Tax Revenues  
Last Ten Fiscal Years  
(Unaudited)**

<b>Year</b>	<b>1/4% TPCG</b>	<b>1/3 of 1% TPCG</b>	<b>1/3 of 1% Urban</b>	<b>1/4% TPCG Drainage</b>	<b>1/4% TPCG Roads &amp; Bridges</b>	<b>1/4% TPCG Levee Dist.</b>
2003	\$ 4,012,144	\$ 5,465,878	\$ 5,243,878	\$ 4,010,791	\$ 4,010,791	\$ 3,987,295
2004	4,174,800	5,681,530	5,459,530	4,174,800	4,174,800	4,145,008
2005	4,924,036	6,791,717	6,347,717	4,924,027	4,924,027	4,902,960
2006	5,900,579	7,871,987	7,871,987	5,900,578	5,900,578	5,836,733
2007	6,001,401	8,005,528	8,005,528	6,001,401	6,001,401	5,946,099
2008	6,227,198	8,305,758	8,305,758	6,227,198	6,227,198	6,206,001
2009	5,581,235	7,444,613	7,444,613	5,581,209	5,581,209	5,521,912
2010	5,468,314	7,294,279	7,294,279	5,468,314	5,468,314	5,448,507
2011	5,574,137	7,435,582	7,435,582	5,574,137	5,574,137	5,574,137
2012	5,932,913	7,913,654	7,913,654	5,932,912	5,932,911	5,932,910

Source: Terrebonne Parish Sales and Use Tax Department.

**Terrebonne Parish Consolidated Government**  
**Ratios of Outstanding Debt by Type**  
**Last Ten Fiscal Years**  
(amounts expressed in millions, except per capita amount)  
(Unaudited)

Fiscal Year	Governmental Activities				Business-Type Activities	Total Primary Government	Percentage of Personal Income(1)	Per Capita(1)
	Public Improvement Bonds	General Obligation Bonds	Other Bonds	Capital Leases	Revenue Bonds			
2003	\$35.0	\$7.1	\$0.1	\$0.4	\$10.1	\$52.7	2.07%	\$493.34
2004	32.3	6.5		0.4	8.9	48.1	1.82%	449.00
2005	36.9	11.1		0.3	7.7	56.0	2.11%	522.65
2006	33.8	10.4		0.2	6.5	50.9	1.53%	467.24
2007	30.4	19.7		0.2	5.2	55.5	1.47%	511.88
2008	36.7	23.7		0.1	3.9	64.4	1.56%	593.13
2009	34.0	22.4			2.5	58.9	1.38%	538.93
2010	32.0	21.2			1.4	54.6	1.31%	488.11
2011	90.2	19.8			1.3	111.3	2.50%	994.99
2012	86.5	18.4			9.2	114.1	2.56%	1,019.51

Note: Details regarding Terrebonne Parish Consolidated Governments's outstanding debt can be found in the notes to the financial statements.

(1) See the Schedule of Demographic and Economic Statistics for personal income and population data.

n/a - not available

**Terrebonne Parish Consolidated Government**  
**Ratios of General Bonded Debt Outstanding**  
**Last Ten Fiscal Years**  
(amounts expressed in millions, except per capita amount)  
(Unaudited)

<u>Fiscal Year</u>	<u>General Obligation Bonds</u>	<u>Less: Amounts Available in Debt Service Fund</u>	<u>Total</u>	<u>Percentage of Estimated Actual Taxable Value(1) of Property</u>	<u>Per Capita(2)</u>
2003	\$7.1	\$5.2	\$1.9	0.04%	\$18
2004	6.5	5.0	1.5	0.03%	14
2005	11.1	5.8	5.3	0.10%	49
2006	10.4	5.9	4.5	0.08%	41
2007	19.7	6.5	13.2	0.21%	122
2008	23.7	7.0	16.7	0.23%	154
2009	22.4	6.7	15.7	0.21%	144
2010	21.2	7.6	13.6	0.18%	122
2011	19.8	13.5	6.3	0.08%	56
2012	18.4	14.5	3.9	0.05%	35

Note: Details regarding the Parish's outstanding debt can be found in the notes to the financial statements.

(1) See the Schedule of Assessed Value and Estimated Actual Value of Taxable Property on Table 6 for property value data.

(2) Population data can be found in the Schedule of Demographic and Economic Statistics on Table 16.



**Terrebonne Parish Consolidated Government**  
**Direct and Overlapping Governmental Activities Debt**  
**As of December 31, 2012**  
(Unaudited)

<u>Jurisdiction</u>	<u>Ad Valorem Tax Debt Outstanding</u>	<u>Percentage Applicable to Government</u>	<u>Amount Applicable to Government</u>
Direct:			
Terrebonne Parish Consolidated Government (2)	\$ 18,443,207	100%	\$ 18,443,207
Subtotal direct	<u>18,443,207</u>	<u>100%</u>	<u>18,443,207</u>
Overlapping:			
Terrebonne Parish School Board (1)	21,723,012	100%	21,723,012
Fire Protection District No. 4A	480,000	100%	480,000
Fire Protection District No. 5	1,495,000	100%	1,495,000
Fire Protection District No. 7	1,400,000	100%	1,400,000
Fire Protection District No. 10	875,000	100%	875,000
Schriever Fire District	2,825,000	100%	2,825,000
Recreation District No. 1	595,000	100%	595,000
Recreation District No. 6	1,290,000	100%	1,290,000
Recreation District No. 10	95,000	100%	95,000
Terrebonne Parish Veterans' Memorial District	<u>1,584,000</u>	<u>100%</u>	<u>1,584,000</u>
Subtotal overlapping	<u>32,362,012</u>	<u>100%</u>	<u>32,362,012</u>
Total	<u>\$ 69,248,426</u>	<u>100%</u>	<u>\$ 69,248,426</u>

Source: Debt outstanding data provided by Terrebonne Parish School Board.

(1) The fiscal year of the Terrebonne Parish School Board ends on June 30th. Overlapping debt is based on June 30, 2012 financial information.

(2) Excludes 1982 Jail General Obligation Bonds in the amount of \$12,195 that are not funded by Ad Valorem Taxes.

Note: Overlapping governments are those that coincide, at least in part with the geographical boundaries of the Parish. This schedule estimates the portion of the outstanding debt of those overlapping governments that is borne by the residents and businesses of Terrebonne Parish Consolidated Government. This process recognizes that, when considering the governments' ability to issue and repay long-term debt, the entire debt burden borne by the residents and businesses should be taken into account. However this does not imply that every taxpayer is a resident, and therefore responsible for repaying the debt of each overlapping government.

**Terrebonne Parish Consolidated Government**  
**Legal Debt Margin Information**  
**Last Ten Fiscal Years**  
**(amounts expressed in millions)**  
(Unaudited)

	2003	2004	2005	2006	2007	2008	2009	2010	2011	2012
Debt limit	\$57.1	\$61.4	\$64.7	\$69.4	\$76.1	\$87.9	\$89.3	\$91.5	\$94.5	\$98.9
Total net debt applicable to limit	1.9	1.5	5.3	4.5	13.2	16.7	15.7	13.6	6.3	3.9
Legal debt margin	<u>\$55.2</u>	<u>\$59.9</u>	<u>\$59.4</u>	<u>\$64.9</u>	<u>\$62.9</u>	<u>\$71.2</u>	<u>\$73.6</u>	<u>\$77.9</u>	<u>\$88.2</u>	<u>\$95.0</u>
Total net debt applicable to the limit as a percentage of debt limit	3.33%	2.44%	8.20%	6.49%	17.34%	19.00%	17.57%	14.87%	6.67%	3.94%

**Legal Debt Margin Calculation for Fiscal Year 2012**

Assessed Value	\$810
Add back: exempt real property	<u>\$179</u>
Total assessed value	<u>\$989</u>
	10%
Debt limit (10% of total assessed value)	<u>\$98.9</u>
Debt applicable to limit:	
General obligation bonds	18.4
Less: Amount set aside for repayment of general obligation debt	<u>(14.5)</u>
Total net debt applicable to limit	<u>3.9</u>
Legal debt margin	<u>\$95.0</u>

Note: Under state finance law, the Terrebonne Parish Consolidated Government's outstanding general obligation debt should not exceed 10 percent of total assessed property value. By law, the general obligation debt subject to the limitation may be offset by amounts set aside for repaying general obligation bonds.

**Terrebonne Parish Consolidated Government**  
**Pledged-Revenue Coverage**  
**Last Ten Fiscal Years**  
(Unaudited)

Fiscal Year	Utility Revenue Bonds						Special Assessment Bonds				
	Utility Charges and Other	Less: Operating Expenses	Net Available Revenue	Debt Service			Special Assessment Collections	Debt Service			
				Principal	Interest	Coverage		Principal	Interest	Coverage	
2003	\$ 44,364,078	\$40,112,268	\$4,251,810	\$ 1,145,000	\$ 399,293	2.75	\$ 93,738	\$ 33,142	\$ 4,723	2.48	
2004	48,659,815	43,179,100	5,480,715	1,170,000	373,530	3.55	25,658	33,142	4,295	0.69	
2005	55,390,690	50,079,131	5,311,559	1,205,000	340,770	3.44	19,748	11,235	1,316	1.57	
2006	49,573,286	45,351,637	4,221,649	1,245,000	302,813	2.73	12,526	11,235	655	1.05	
2007	46,849,109	41,792,513	5,056,596	1,285,000	259,238	3.27	9,235	-	-	-	
2008	58,641,743	57,606,586	1,035,157	1,335,000	211,693	0.67	33,978	-	-	-	
2009	39,846,087	36,646,016	3,200,071	1,385,000	159,628	2.07	(2,016)	-	-	-	
2010	43,515,002	39,039,311	4,475,691	1,440,000	103,535	2.90	36,769	-	-	-	
2011	42,987,546	39,271,092	3,716,454	1,030,000	43,775	3.46	6,424	-	-	-	
2012	38,607,061	35,114,066	3,492,995	-	-	-	46,835	-	-	-	

Note: Details regarding Terrebonne Parish Consolidated Government's outstanding debt can be found in the notes to the financial statements.

**Terrebonne Parish Consolidated Government  
Demographic and Economic Statistics  
Last Ten Fiscal Years  
(Unaudited)**

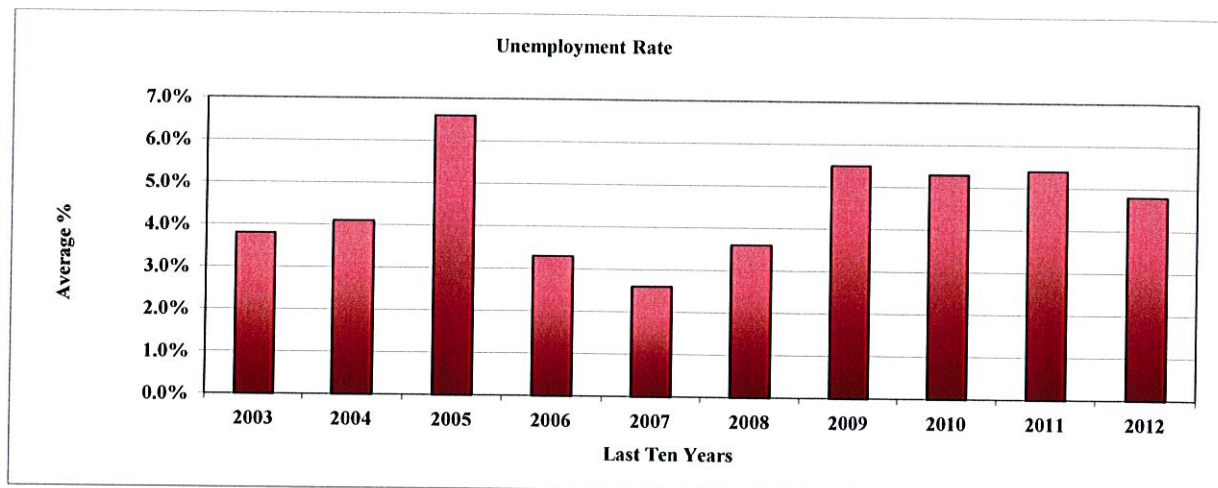
<b>Fiscal Year</b>	<b>Population</b>		<b>Personal Income (3)</b>	<b>Per Capita Personal Income (3)</b>	<b>Median Age</b>		<b>Public School Enrollment (1)</b>	<b>Average % Unemployment Terrebonne Parish (2)</b>
2003	106,823	(6)	\$ 2,547,835,373	\$ 23,851	33.0	(4)	18,914	3.80%
2004	107,127	(6)	2,640,252,042	24,646	33.0	(7)	18,792	4.10%
2005	107,146	(6)	2,648,541,974	24,719	33.0	(7)	18,553	6.60%
2006	108,938	(6)	3,360,519,424	30,848	35.2	(8)	18,237	3.30%
2007	108,424	(5)	3,767,083,456	34,744	34.7	(5)	17,935	2.60%
2008	108,576	(5)	4,126,430,880	38,005	34.2	(5)	17,635	3.60%
2009	109,291	(5)	4,267,704,259	39,049	34.9	(5)	18,921	5.50%
2010	111,860	(5)	4,175,733,800	37,330	34.4	(5)	18,850	5.30%
2011	111,860	(5)	4,448,001,040	39,764	35.0	(5)	18,747	5.40%
2012	111,917	(5)	4,450,267,588	39,764 *	35.0	(5)	18,891	4.80%

## Sources:

n/a - Not available

\* Latest available 2011

- (1) Terrebonne Parish School Board
- (2) Louisiana Department of Labor Statistics
- (3) U.S. Department of Commerce, Bureau of Economic Analysis
- (4) Population Estimates Program, Population Division, U.S. Census Bureau
- (5) U. S. Census Bureau
- (6) Louisiana Tech University in Ruston, Research Division, College of Administration and Business
- (7) Wikipedia
- (8) Sperling's Best Places



**Terrebonne Parish Consolidated Government  
Principal Employers  
Current Year and Ten Years Ago  
(Unaudited)**

Employer	2012			2003		
	Employees	Rank	Percentage of Total Parish Employment	Employees	Rank	Percentage of Total Parish Employment
Terrebonne Parish School Board	2,460	1	4.40%	2,237	1	4.42%
Gulf Island Fabrication	2,200	2	3.93%	500	8	0.99%
Terrebonne General Medical Center	1,362	3	2.43%	1,012	2	2.00%
Diocese of Houma-Thibodaux	1,100	4	1.97%	800	5	1.58%
Terrebonne Parish Consolidated Government	992	5	1.77%	852	4	1.68%
Leonard J. Chabert Medical Center	840	6	1.50%	950	3	1.88%
Rouse's Supermarket	730	7	1.30%	-	-	-
Wal-Mart	714	8	1.28%	480	9	0.95%
Seacor Marine	620	9	1.11%	-	-	-
Chet Morrison Contractors	600	10	1.07%	-	-	-
Performance Energy Services	600	10	1.07%	-	-	-
Pride Offshore	-	-	-	650	6	1.28%
Halliburton Services	-	-	-	649	7	1.28%
Saia Freight Line, Inc.	-	-	-	330	10	0.65%
<b>Total</b>	<b>12,218</b>		<b>21.83%</b>	<b>8,460</b>		<b>16.71%</b>

Source: Louisiana Department of Labor.

**Terrebonne Parish Consolidated Government**  
**Full-time Equivalent Parish Government Employees by Function**  
**Last Ten Fiscal Years**  
**(Unaudited)**

<b>Function</b>	<b>2003</b>	<b>2004</b>	<b>2005</b>	<b>2006</b>	<b>2007</b>	<b>2008</b>	<b>2009</b>	<b>2010</b>	<b>2011</b>	<b>2012</b>
General fund	127	111	88	90	87	106	111	116	114	110
Public safety										
Police	90	95	95	99	96	96	106	106	95	100
Fire	69	63	62	67	65	65	70	71	70	71
Grants	84	111	91	81	72	69	83	85	83	79
Road and Bridge	83	69	64	60	64	65	68	67	66	64
Drainage	97	81	72	79	73	77	82	85	81	85
Sanitation	22	19	18	16	19	10	9	14	14	14
Culture & Recreation	52	45	42	36	42	46	46	39	38	277
Sewer	37	35	35	31	31	35	38	38	39	34
Utility Maintenance & Operation	59	52	43	42	42	39	43	39	42	37
Civic Center	20	14	17	18	18	25	27	22	23	26
Internal Service Funds	62	51	53	51	54	52	54	50	50	49
Port Commission	3	3	3	4	4	4	1	0	0	0
Other Governmental Funds	72	71	75	79	80	73	74	71	71	71
<b>Total</b>	<b>877</b>	<b>820</b>	<b>758</b>	<b>753</b>	<b>747</b>	<b>762</b>	<b>812</b>	<b>803</b>	<b>786</b>	<b>1017</b>

Sources: Terrebonne Parish Consolidated Government, Human Resources Department.

**Terrebonne Parish Consolidated Government**  
**Capital Asset Statistics by Function**  
**Last Ten Fiscal Years**  
(Unaudited)

Function	2002-2005	2006	2007	2008	2009	2010	2011	2012
<b>Public safety</b>								
Police:								
Stations	1	1	1	1	1	1	1	1
Patrol units	n/a	75	78	79	98	94	89	93
Fire stations	6	5	5	5	5	5	5	5
<b>Roads &amp; Bridges</b>								
Streets-concrete (miles)	n/a	300	315	318	321	327	328	334
Streets-asphalt (miles)	n/a	200	185	185	202	186	185	186
Streetlights	n/a	3,680	3724	3771	3772	3,791	3,801	3,801
Traffic signals	n/a	19	18	20	25	12	20	20
Caution lights	n/a	73	72	73	104	112	76	76
Bridges	n/a	79	79	79	79	80	81	81
<b>Drainage</b>								
Forced drainage systems	n/a	69	66	71	71	71	71	71
Forced drainage pumps	n/a	157	160	164	164	164	172	173
<b>Culture and recreation</b>								
Parks	n/a	19	19	19	19	19	18	5
<b>Utilities</b>								
Electric:								
Number of distribution stations	n/a	11	9	9	9	9	9	9
Circuit miles above ground	n/a	289	289	297	323	298	298	299
Circuit miles underground	n/a	198	202	226	210	220	220	222
Gas:								
Number of miles of distribution mains	n/a	416	422	422	422	423	423	424
Number of gas delivery stations	n/a	5	14	14	14	11	11	11
Number of pressure regulator stations	n/a	17	16	16	16	10	10	10
<b>Sewer</b>								
Sanitary sewers (miles)	n/a	258	259	260	260	261	263	264
Force main transport lines (miles)	n/a	120	120	121	121	121	122	127
Pumping stations	n/a	156	158	160	161	162	162	169
Manholes	n/a	5,650	5714	5800	5850	5,900	5,950	5,849
Maximum daily treatment capacity (thousands of gallons)	n/a	24,500	24,500	24,470	24,470	24,470	24,470	24,470

n/a - not available

Sources: Various Terrebonne Parish Consolidated Government departments.

**Terrebonne Parish Consolidated Government**  
**Operating Indicators by Function**  
**Last Ten Fiscal Years**  
(Unaudited)

<b>Function</b>	<u>2003</u>	<u>2004</u>	<u>2005</u>	<u>2006</u>
<b>Police</b>				
Physical arrests	2,123	1,839	1,735	1,589
Parking violations	n/a	n/a	n/a	239
Traffic violations	n/a	n/a	n/a	3,576
Complaints dispatched	29,619	30,523	31,576	31,848
<b>Fire</b>				
Number of calls answered	642	769	676	669
Inspections	319	223	279	261
<b>Roads &amp; Bridges</b>				
Street resurfacing (square yards)	n/a	n/a	n/a	8,000
Potholes repaired	n/a	n/a	n/a	200
Number of signs repaired/installed	n/a	n/a	n/a	1,200
Number of street name signs replaced	n/a	n/a	n/a	1,200
<b>Drainage</b>				
Number of culverts installed	n/a	n/a	n/a	302
<b>Sanitation</b>				
Refuse collected (tons/year)	n/a	n/a	n/a	138,000
<b>Animal Shelter</b>				
Number of impounded animals	n/a	n/a	n/a	6,348
Number of adoptions	n/a	n/a	n/a	856
<b>Utilities</b>				
<b>Electric:</b>				
Purchase of power	291,942,000	266,225,600	314,108,300	322,061,300
Yearly net generation (kwh)	79,724,543	88,073,114	52,785,039	38,731,833
<b>Gas:</b>				
Purchase of gas (mcf)	985,594,000	930,451,000	928,738,000	868,532,000
<b>Sewer</b>				
Average daily sewage treatment (thousands of gallons)	n/a	n/a	n/a	10,250
<b>Civic Center</b>				
Event attendance	200,000	168,615	126,277	163,991
Event days	200	207	155	190

n/a - not available

Sources: Various Terrebonne Parish Consolidated Government departments.



2007	2008	2009	2010	2011	2012
1,863	1,986	1,834	2,089	1,155	1,087
277	632	544	1,384	883	1,144
3,805	4,315	3,387	3,910	3,475	2,548
32,837	33,038	30,939	31,460	28,213	30,262
686	897	696	1,373	1,852	1,901
735	404	392	611	817	857
8,000	10,200	12,000	64,243	19,250	66,203
300	300	750	176	27	129
1,500	11,000	14,000	13,050	64	200
1,400	1,600	2,000	1,900	373	335
154	165	111	96	56	100
157,983	149,337	135,963	122,182	121,445	124,976
7,259	7,115	7,806	7,499	6,920	6,570
418	458	457	384	311	508
355,496,100	323,953,000	347,495,200	380,299,200	379,300,800	370,088,100
11,101,417	33,879,389	32,502,312	7,504,982	25,891,563	38,427,334
908,612,000	938,055,000	946,882,000	1,048,050,000	980,541,000	872,556,000
10,077	9,859	10,769	9,980	8,692	11,877
138,298	142,654	130,723	120,347	124,168	124,040
272	279	222	218	162	167

**Terrebonne Parish Consolidated Government**  
**Schedule of Insurance in Force - Utilities Fund**  
**December 31, 2012**  
(Unaudited)

Company	Type of Insurance	Amount	Expiration Date
Safety National Casualty Corporation	Workers' Compensation Deductible: \$500,000	\$ 25,000,000 1,000,000 (employer's liability)	4-1-13
Insurance Company of the State of Pennsylvania	General Liability Deductible: \$500,000	6,000,000	4-1-13
Associated Electric and Gas Insurance Services, Ltd.	Excess Liability: Gas and Electric Utility Liability, Emergency Assistance Agreement and Engineers Errors & Omissions Deductible: \$200,000 General Liability Deductible: \$500,000 Pollution Liability Deductible: \$200,000 Emergency Assistant Agreement	10,000,000	4-1-13
Willis of Louisiana	Excess Auto Liability Deductible: \$500,000	6,000,000	4-1-13
National Union Fire Insurance Company of Pittsburgh Pennsylvania	Excess Public Officials, Employees Liability and Employment Practices Liability Deductible: \$250,000	6,000,000	4-1-13
Chartis Specialty Insurance Company	Pollution Liability Deductible: \$250,000	5,000,000	4-1-13
Travelers Property Casualty Company of America	Boiler and Machinery Policy Deductible (Power Plant): \$150,000 Deductible (Water Treatment & Pumping): \$25,000 Deductible (All Other Locations): \$5,000	50,000,000	4-1-13
Underwriters @ Lloyd's of London	* Commercial Property Primary (60% of \$25,000,000)	15,000,000	3-1-13
Allied World Assurance Company	* Commercial Property Primary (10% of \$25,000,000)	2,500,000	3-1-13
Landmark American Insurance Company	* Commercial Property Primary (20% of \$25,000,000) Excess of \$25,000,000	5,000,000	3-1-13
Lexington Insurance Company	* Commercial Property Primary (10% of \$25,000,000) Excess of \$25,000,000	2,500,000	3-1-13
Landmark American Insurance Company	* Commercial Property Part of \$25,000,000 Excess of \$25,000,000	5,000,000	3-1-13
Alterra Excess and Surplus Insurance Company	* Commercial Property Part of \$25,000,000 Excess of \$25,000,000	5,000,000	3-1-13
Arch Specialty Insurance Company	* Commercial Property Part of \$25,000,000 Excess of \$25,000,000	5,000,000	3-1-13

**Terrebonne Parish Consolidated Government  
Schedule of Insurance in Force - Utilities Fund  
December 31, 2012  
(Unaudited)**

<u>Company</u>	<u>Type of Insurance</u>	<u>Amount</u>	<u>Expiration Date</u>
Aspen Specialty Insurance Company	* Commercial Property Part of \$25,000,000 Excess of \$25,000,000	5,000,000	3-1-13
Liberty Surplus Insurance Company	* Commercial Property Part of \$25,000,000 Excess of \$25,000,000	5,000,000	3-1-13
Arch Specialty Insurance Company	* Commercial Property Part of \$15,000,000 Excess of \$50,000,000	5,000,000	3-1-13
Aspen Specialty Insurance Company	* Commercial Property Part of \$15,000,000 Excess of \$50,000,000	5,000,000	3-1-13
Alterra Excess and Surplus Insurance Company	* Commercial Property Part of \$15,000,000 Excess of \$50,000,000	5,000,000	3-1-13
Fidelity National Property and Casualty	Flood Insurance (Ashland Jail)	500,000	4-8-13
Fidelity National Property and Casualty	Flood Insurance (Juvenile Detention Center)	500,000	4-22-13
Fidelity National Property and Casualty	Flood Insurance (Grand Caillou Library)	500,000	8-26-13
Hartford Insurance Company	Flood Insurance (614 Woodside Drive)	200,000	2-20-13

\* Three percent (3 %) of the value at the time of loss of each separate building with respect to named storm losses only.

**Terrebonne Parish Consolidated Government**  
**Schedule of Utility Customers - Urban Services District - Utilities Fund**  
**December 31, 2012 and 2011**  
(Unaudited)

Records maintained by the Utilities Department indicated there were 20,963 utility customers at December 31, 2012 compared to 20,817 utility customers at December 31, 2011.

A comparison of the number of meters being serviced at December 31, 2012 and December 31, 2011 follows:

<u>Department</u>	<u>December 31, 2012</u>	<u>December 31, 2011</u>
Electric	13,751	13,567
Gas	14,557	14,471
Totals	<u>28,308</u>	<u>28,038</u>

There were no unmetered customers at December 31, 2012.



*Terrebonne Parish Consolidated Government  
Houma, Louisiana*

