


# *Comprehensive Annual*

# *Financial Report*

*For the year ended December 31, 2013*



*Terrebonne Parish Consolidated Government*

*Houma, Louisiana*

# Comprehensive Annual Financial Report



**For The Year Ended  
December 31, 2013**

**Terrebonne Parish Consolidated Government**

**Houma, Louisiana**

**Prepared by:**

**Finance Department, Division of Accounting**

**COMPREHENSIVE ANNUAL FINANCIAL REPORT**

**Terrebonne Parish Consolidated Government**

December 31, 2013

**TABLE OF CONTENTS**

	<u>Exhibit</u>	<u>Page</u> <u>No.</u>
<b><u>INTRODUCTORY SECTION</u></b>		
Title Page		i
Table of Contents		iii
Letter of Transmittal		vii
Principal Officials		xvi
Organizational Chart		xviii
Certificate of Achievement for Excellence in Financial Reporting		xix
<b><u>FINANCIAL SECTION</u></b>		
INDEPENDENT AUDITOR'S REPORT		1
MANAGEMENT'S DISCUSSION AND ANALYSIS		4
BASIC FINANCIAL STATEMENTS		
Government-wide Financial Statements:		
Statement of Net Position	1	19
Statement of Activities	2	20
Fund Financial Statements:		
Governmental Funds:		
Balance Sheet	3	22
Reconciliation of the Governmental Funds Balance Sheet to the Statement of Net Position	4	24
Statement of Revenues, Expenditures and Changes in Fund Balances	5	26
Reconciliation of the Statement of Revenues, Expenditures and Changes in Fund Balances of Governmental Funds to the Statement of Activities	6	29
Statement of Revenues, Expenditures and Changes in Fund Balances - Budget and Actual:		
General Fund	7	30
Public Safety Fund	8	37
Grant Fund	9	39
Road and Bridge Maintenance Fund	10	41
Drainage Maintenance Fund	11	42
Terrebonne Levee & Conservation District Fund	12	43
Proprietary Funds:		
Statement of Net Position	13	44
Statement of Revenues, Expenses and Changes in Fund Net Position	14	46
Statement of Cash Flows	15	47
Fiduciary Funds:		
Statement of Fiduciary Net Position	16	49
Statement of Changes in Fiduciary Net Position	17	50
Discretely Presented Component Units:		
Combining Statement of Net Position	18	52
Combining Statement of Activities	19	58
Notes to Financial Statements	20	65

# COMPREHENSIVE ANNUAL FINANCIAL REPORT

## Terrebonne Parish Consolidated Government

December 31, 2013

### TABLE OF CONTENTS

	<u>Exhibit</u>	<u>Page</u> <u>No.</u>
<b><u>FINANCIAL SECTION (continued)</u></b>		
REQUIRED SUPPLEMENTARY INFORMATION SECTION		
Schedule of Funding Progress for the Primary Government OPEB Plan	21	121
Schedule of Funding Progress for Firemen's Pension and Relief Fund	22	122
SUPPLEMENTARY INFORMATION SECTION		
Combining and Individual Fund Statements and Schedules:		
Nonmajor Governmental Funds:		
Combining Balance Sheet	A-1	128
Combining Balance Sheet - Road Lighting District Maintenance Funds	A-2	130
Combining Statement of Revenues, Expenditures and Changes in Fund Balances	A-3	132
Combining Statement of Revenues, Expenditures and Changes in Fund Balances - Road Lighting District Maintenance Funds	A-4	134
Schedule of Revenues, Expenditures and Changes in Fund Balances - Budget and Actual:		
Terrebonne Juvenile Detention Fund	A-5	136
G.I.S. Mapping System Fund	A-6	137
Parish Transportation Fund	A-7	138
Sales Tax Capital Improvement Fund	A-8	139
Road District No. 6 Maintenance Fund	A-9	140
Road Lighting District No. 1 Maintenance Fund	A-10	141
Road Lighting District No. 2 Maintenance Fund	A-11	142
Road Lighting District No. 3A Maintenance Fund	A-12	143
Road Lighting District No. 4 Maintenance Fund	A-13	144
Road Lighting District No. 5 Maintenance Fund	A-14	145
Road Lighting District No. 6 Maintenance Fund	A-15	146
Road Lighting District No. 7 Maintenance Fund	A-16	147
Road Lighting District No. 8 Maintenance Fund	A-17	148
Road Lighting District No. 9 Maintenance Fund	A-18	149
Road Lighting District No. 10 Maintenance Fund	A-19	150
Health Unit Fund	A-20	151
Terrebonne ARC Fund	A-21	152
Parishwide Recreation Fund	A-22	153
Mental Health Fund	A-23	154
Criminal Court Fund	A-24	155
Enterprise Funds:		
Schedule of Revenues, Expenses and Changes in Fund Net Position - Budget and Actual:		
Utilities Fund	B-1	158
Sewerage Fund	B-2	159
Sanitation Maintenance Fund	B-3	160
Civic Center Fund	B-4	161

**COMPREHENSIVE ANNUAL FINANCIAL REPORT**

**Terrebonne Parish Consolidated Government**

December 31, 2013

**TABLE OF CONTENTS**

	<u>Statement</u>	<u>Page</u> <u>No.</u>
<b><u>FINANCIAL SECTION (continued)</u></b>		
SUPPLEMENTARY INFORMATION SECTION (continued)		
Internal Service Funds:		
Combining Statement of Fund Net Position	C-1	164
Combining Statement of Revenues, Expenses and Changes in Fund Net Position	C-2	165
Combining Statement of Cash Flows	C-3	166
Schedule of Revenues, Expenses and Changes in Fund Net Position - Budget and Actual:		
Insurance Control Fund	C-4	167
Group Health Insurance Fund	C-5	168
Human Resources Fund	C-6	169
Centralized Purchasing Fund	C-7	170
Information Systems Fund	C-8	171
Centralized Fleet Maintenance Fund	C-9	172
Fiduciary Funds:		
Combining Statement of Fiduciary Net Position:		
Agency Funds	D-1	174
Pension Trust Funds	D-2	175
Combining Statement of Changes in Fiduciary Net Position - Pension Trust Funds	D-3	176
Statement of Changes in Assets and Liabilities - All Agency Funds	D-4	177
Capital Assets Used in the Operation of Governmental Funds:		
Schedule By Source	E-1	180
Schedule By Function and Activity	E-2	181
Schedule of Changes By Function and Activity	E-3	183
OTHER SUPPLEMENTARY INFORMATION SECTION		
	<u>Schedule</u>	
Uniform Financial Reporting Standards for Public Housing Authorities - Financial Data Schedules	1	186
Schedule of Compensation Paid to Council	2	188
Schedule of Property, Plant and Equipment - Utilities Fund	3	189

**COMPREHENSIVE ANNUAL FINANCIAL REPORT**

**Terrebonne Parish Consolidated Government**

December 31, 2013

**TABLE OF CONTENTS**

	<u>Table</u>	<u>Page</u> <u>No.</u>
<b><u>STATISTICAL INFORMATION SECTION (UNAUDITED)</u></b>		
Net Position by Component	1	192
Changes in Net Position	2	194
Governmental Activities Tax Revenues by Source	3	196
Fund Balances of Governmental Funds	4	198
Changes in Fund Balances of Governmental Funds	5	200
Assessed Value and Estimated Actual Value of Taxable Property	6	204
Property Tax Rates	7	205
Principal Property Taxpayers	8	206
Property Tax Levies and Collections	9	207
Sales Tax Revenues	10	208
Ratios of Outstanding Debt by Type	11	209
Ratios of General Bonded Debt Outstanding	12	210
Direct and Overlapping Governmental Activities Debt	13	211
Legal Debt Margin Information	14	212
Pledged-Revenue Coverage	15	213
Demographic and Economic Statistics	16	214
Principal Employers	17	215
Full-time Equivalent Parish Government Employees by Function	18	216
Capital Asset Statistics by Function	19	217
Operating Indicators by Function	20	218
Schedule of Insurance in Force - Utilities Fund	21	220
Schedule of Utility Customers - Urban Services District - Utilities Fund	22	222



P.O. BOX 6097

HOUMA, LOUISIANA 70361  
868-5050



P.O. BOX 2768

HOUMA, LOUISIANA 70361  
868-3000

---

## TERREBONNE PARISH CONSOLIDATED GOVERNMENT

---

June 25, 2014

To the Honorable Parish President, Members of the Parish Council  
And the Citizens of Terrebonne Parish, Houma, Louisiana

The Comprehensive Annual Financial Report of the Terrebonne Parish Consolidated Government (Parish Government) for the year ended December 31, 2013, is hereby submitted as mandated by the Home Rule Charter. The Home Rule Charter requires that the Council shall provide for an annual independent post audit, and such additional audits as it deems necessary, of the accounts and other evidence of financial transactions of the Parish Government, including those of all Parish Government departments, offices or agencies. Audits may be performed by the State or the Council may designate a private auditor to perform such audits.

Responsibility for both the accuracy of the data, and the completeness and fairness of the presentation, including all disclosures, rests with management. To the best of our knowledge and belief, the enclosed data is accurate in all material respects and is reported in a manner that presents fairly the financial position and results of operations of the various governmental and business-type activities, funds, and component units of the Terrebonne Parish Consolidated Government in accordance with Generally Accepted Accounting Principles in the United States of America (GAAP). All disclosures necessary to enable the reader to gain an understanding of the Terrebonne Parish Consolidated Government's activities have been included.

The Terrebonne Parish Consolidated Government and certain component units of the Parish financial statements have been audited by Bourgeois Bennett, LLC, a firm of licensed certified public accountants. Component unit financial statements audited by other auditors were furnished to Bourgeois Bennett, LLC, with their opinion, herein, insofar as it relates to the amounts included for these entities is based on the reports of the other auditors. In the opinion of Bourgeois Bennett, LLC, based on their audit and the reports of other auditors, there was a reasonable basis for rendering an unqualified opinion that the Terrebonne Parish Consolidated Government financial statements for the year ended December 31, 2013, are fairly presented in conformity with GAAP. The independent auditor's report is located at the front of the financial section of this report.

The Terrebonne Parish Consolidated Government is required to provide an annual single audit in conformity with the provisions of the Single Audit Act and the U.S. Office of Management and Budget's Circular A-133, *Audits of States, Local Governments and Non-Profit Organizations*. Information related to this single audit, including a schedule of expenditures of federal awards, and the independent auditor's reports on internal controls and compliance with applicable laws and regulations is included in a separately issued Single Audit Supplementary Financial Report.

Management's discussion and analysis (MD&A) immediately follows the independent auditor's report and provides a narrative introduction, overview, and analysis of the basic financial statements. This letter of transmittal is designed to complement the MD&A and should be read in conjunction with it.

## PROFILE OF THE GOVERNMENT

The Territorial Legislature defined Louisiana counties in April 1805, where Terrebonne was originally part of the County of Lafourche. On April 6, 1822, at the home of Alexandre Dupre, acting on a petition of 12 inhabitants and an order of election from Parish Judge Francis M. Guyol, there was a meeting to form a Police Jury for Terrebonne Parish. On March 16, 1848, the City of Houma was incorporated. The separate forms of local government continued until the consolidation election of July 11, 1981, when the voters approved a Home Rule Charter form of government, now known as the Terrebonne Parish Consolidated Government. Subject to the Charter, the Parish is authorized to exercise any power and perform any function necessary, requisite or proper for the management of its local affairs. The plan of government provided by this Home Rule Charter is known as the "President-Council" form of government.

Terrebonne Parish is the second largest parish in Louisiana, and is situated in the southern part of the state, in the heart of Cajun country. Terrebonne Parish has a total area of 2,067 square miles consisting of 987 squares miles of land and 1,080 miles of water. The U.S. Census estimated the 2013 population to be 112,749, an increase of 832 (.7%) over 2012.

The Terrebonne Parish Consolidated Government includes a full range of services, including police and fire protection within the incorporated city limits of Houma; an urban electric system and parish gas utility system. Parishwide services include public works, coastal restoration and preservation, recreation programs, planning and zoning, public transportation, housing and human services, a civic center, solid waste, sewerage, emergency preparedness, and general administrative services.

***The Management:*** The legislative power of the parish government consists of nine members elected to a four (4) year term, with a maximum of three consecutive terms. One (1) council member is elected from each district. The Parish President is an elected official serving as the chief executive officer over all departments, offices and agencies of the parish government, except as otherwise provided by the Charter. The President is elected at large for a four-year term, with a maximum of two consecutive terms.

For the year ended December 31, 2013, the Parish President appointed department heads subject to the approval of the Parish Council for the following major departments, and served at the pleasure of the President:

Administration	Legal	Coastal Restoration & Preservation
Finance	Parks and Recreation	Risk Management/Human Resources
Civic Center	Public Safety	Housing and Human Services
Utilities	Public Works	Planning and Zoning

## LOCAL ECONOMY

### Economic Condition and Outlook

As recently as March 2014, Terrebonne Parish had the lowest unemployment rate in the United States of America and has been among the lowest in the last year. At the end of December 2013, the unemployment rate of 4.3% dropped to 2.8% according to the U.S. Bureau of Labor Statistics. With oilfield activity in the Gulf of Mexico on the rise, our Parish continues to reap the benefits of a strong employment market.

The downside to the boom is the lack of available workers in specialized fields and shortage of affordable housing. The Parish is meeting this challenge using all available sources to increase housing through federally funded programs, as described in the Long Term Financial Planning section of this letter of transmittal.



An important challenge in maintaining the momentum of a strong economy is having the resources available for business retention and growth. A strong economy requires a healthy population and investment in prevention and wellness to promote a more productive, less stressed employee market. In 2014, with the Terrebonne Economic Development Authority under re-organization, the Parish returned these activities in-house with a new direction. The new division will work to position Terrebonne Parish among the most progressive and growth focused communities in Louisiana and our region; to develop and implement a clear strategy to support existing businesses as well as seek innovative ways to develop and attract new high growth industries to further diversify our local economy.

**Economic Indicators:**

Some of the economic indicators below have reflected the past growth and future potential growth of our Parish.

Year	Accounts Registered				Gross Sales Tax Collections	Annual % Growth
	Sales Tax Permits	Annual % Growth	Occupational Licenses	Annual % Growth		
2004	7,319		5,408		74,854,942	
2005	7,517	2.71%	5,625	4.01%	86,367,981	15.4%
2006	7,954	5.81%	5,967	6.08%	107,076,357	24.0%
2007	8,340	4.85%	6,067	1.68%	108,937,998	1.7%
2008	8,587	2.96%	6,268	3.31%	111,588,521	2.4%
2009	8,031	-6.47%	6,284	0.26%	104,636,527	-6.2%
2010	8,317	3.56%	6,130	-2.45%	98,508,673	-5.9%
2011	8,563	2.96%	6,286	2.54%	100,914,024	2.4%
2012	8,885	3.76%	6,212	-1.18%	107,484,695	6.5%
2013	9,331	5.02%	6,272	0.97%	125,494,304 *	9.2%

*\* In 2013, the Terrebonne Parish Levee and Conservation District levied a ½% sales tax for the Morganza to the Gulf Hurricane Protection System, which has generated gross collections of \$8.1 million in 2013. This tax was not included in the formula calculating the annual percentage of growth for this period.*

According to the Louisiana Department of Labor, the annual average rate of local unemployment within Terrebonne Parish decreased to an average of 4.3% in 2013 and the average labor force increased to 57,050 as reflected in the following table and chart.

Year	Average Labor Force *	Unemployment Rate *
2004	50,250	4.10%
2005	45,920	6.60%
2006	52,509	3.30%
2007	53,945	2.60%
2008	56,284	3.60%
2009	51,919	4.90%
2010	54,300	5.30%
2011	53,749	5.40%
2012	54,664	4.80%
2013	57,050	4.30%

Source: \*Louisiana Department of Labor

## **Major Initiatives in 2013/2014**

Terrebonne Parish has several major active initiatives in the Parish, which includes funding carried forward from 2012 and new funding in 2013 and 2014. These projects have been funded through bond proceeds, federal and state grants, sales taxes dedicated to capital improvements and non-recurring excess funds from operations, which will have a significant impact on the quality of life for the citizens of our Parish.

### **Drainage Improvements: \$95.3 million**

The Parish has made an aggressive effort to improve the gravity and forced drainage systems throughout the populated areas. As a parish adjacent to the Gulf of Mexico, essential levee systems in the lower reaches of the Parish continually need improvements, in lieu of a major hurricane levee system. Some of the major projects have been in partnership with the Terrebonne Levee and Conservation District.

### **Road and Bridge Improvements: \$40.5 million**

Many of these projects have been funded to add critical roadways, extending thoroughfares and installing major turning lanes to minimize the impact and lessen the inconveniences resulting from our recent population growth; as well as to prepare us for future shifts in population as identified within the Comprehensive Master Plan. In March of 2013, the Parish approved the sale and issuance of \$11.275 million of Public Improvement Bonds to continue the efforts of major road infrastructure.

### **Government Buildings: \$19.6 million**

The Parish of Terrebonne is located in one of the most southern regions of Louisiana, prone to flooding and high winds during tropical weather. In 2011, the Parish purchased property to relocate key facilities and strategically consolidate a government campus. The Juvenile Detention Center and the Department of Public Works buildings failed to perform their intended functions during Hurricanes Gustav and Ike. The Federal government has reached out to the Parish to fund the relocation of these two facilities to our northern campus with a higher flood elevation. The Parish has been successful in obtaining state funds to supplement the construction of a new Emergency Operations Center and Safe Room for first responders. In addition, using donations and parish funds, a new animal shelter will be relocated to the northern campus to facilitate the growing parish needs.

## **Long-Term Financial Planning**

**Morganza-to-the-Gulf Hurricane-Protection Project:** On November 17, 2001, the voters of Terrebonne Parish supported a quarter-cent sales tax to fund a hurricane protection project. Collections began July 1, 2002 and have generated about \$61.9 million to date. Terrebonne Parish Consolidated Government and Terrebonne Levee and Conservation District have an Intergovernmental Agreement to provide for the funding of the Morganza to the Gulf Project. This Project is to provide a system of levees and floodgates to protect the citizens of Terrebonne Parish from any tidal surges from tropical weather conditions. The mission of the Terrebonne Levee and Conservation District is to protect lives and property during times of emergency by using the available manpower and equipment in a safe and timely sequence, while maintaining the integrity of the levee systems and flood control structures. The project purpose is to protect infrastructure and the remaining fragile marsh from hurricane storm surge. The area is significantly affected by tides emanating from the Gulf of Mexico. Terrebonne Levee and Conservation District shall engage in flood control works as it relates to hurricane protection, tidal flooding, saltwater intrusion and conservation. The Parish and the District are jointly participating in this project to provide for the acquisition, construction, improvement, maintenance and operation of new and existing facilities for the furtherance of the statutorily authorized purposes of the District.

The proposed project, which recently received congressional authorization, is located in coastal Louisiana approximately 60 miles southwest of New Orleans, and includes portions of Terrebonne and Lafourche Parishes. The area is bounded on the west by Bayou Dularge and State Highway 311 and on the east by Bayou Lafourche with the east and west boundaries forming an apex at Thibodaux, LA. The southern boundary is the Gulf of Mexico. The recommended hurricane protection plan consists of approximately 72-miles of 30ft. high earthen levees with 12-floodgate structures proposed for the navigable waterways, 12-environmental structures for environmental enhancement, and a lock structure in the Houma Navigation Canal measuring 200-ft wide by 1200-ft long. The structural features are integrated into the levee alignment to provide flood protection, drainage, environmental benefit, and navigational passage. Construction of this plan is currently estimated to cost in excess of \$10 billion and funding is to be shared 65% Federal/ 35% non-federal with the Louisiana Department of Transportation and Development and the Terrebonne Levee and Conservation District as the local sponsors. It will take 15 to 16 years to build the entire system, which would be maintained by the Terrebonne Levee and Conservation District. The Army Corps of Engineers will likely operate the massive set of locks in the Houma Navigation Canal and Gulf Intracoastal Waterway water control structures. Currently the Terrebonne Levee and Conservation District is constructing 10ft. high non-federal earthen levees along the Morganza to the Gulf alignment. In 2011, the Parish sold \$49 million of Public Improvement Bonds to participate in the financing of a temporary Houma Navigation Canal Receiving Structure, which is now complete.

**Sewerage Improvements: \$14.8 million**

In 2010, the Parish issued \$17.9 million in Sewer Revenue Bonds (Build America bond and Recovery Zone Economic Development) for the purpose of converting 6 lift stations to submersible pumps, mitigation of 4 lift stations in the South Treatment Plant service area and renovation of 11 other lift stations throughout the Parish and renovations of 2 treatment plants. In early 2014, the Parish approved the sale and issuance of \$2 million of taxable sewer revenue bonds. The proceeds will be used for relocating the discharge point of a wastewater treatment plant. The bonds have been sold to the United States Environmental Protection Agency and do not bear interest. The sewerage improvements will enable the receipt of flows from an industrial corridor.

**Hurricanes Gustav/Ike Disaster Community Development Block Grant (CDBG) Allocation:** In late 2008, Terrebonne Parish was impacted by Hurricanes Gustav and Ike. Terrebonne Parish has been named as a recipient of a Hurricane Gustav/Ike Disaster Community Development Block Grant Allocation. The State of Louisiana was allocated an estimated \$800 million, of which an estimated \$144 million is designated for Terrebonne Parish. The contract for the first allocation of \$77 million was awarded in mid-2009, a second allocation in 2010 for \$57 million and \$10 million in 2012. To date, the Parish has expended \$46.0 million, which includes \$10.0 for the Port and \$1.4 million for state mandated affordable rental housing program. The following categories have been proposed to the State for individual approval:

- **Housing Programs (\$22.4 million):** Terrebonne Parish is the second fastest growing metropolitan area in the country. Prior to Hurricanes Gustav and Ike the rental market was well beyond the available units and the housing prices were above the means of many workforce residents. The hurricanes have exacerbated these challenges. To expedite the growth of the rental market, Terrebonne Parish will be providing support to first time homebuyers (approved in early 2010), but also provide infrastructure for mixed-income rental and single-family home developments. In 2012 the State allocated \$10.0 million to the Parish specifically for affordable rental properties.
- **Infrastructure (\$111.6 million):** The Parish is using the recovery dollars to improve pump stations and increase the effectiveness of the levee system and coastal barriers to surge intrusion and erosion losses. There is also an urgent need for a new Juvenile Detention Facility, Public Works Facilities and expansion into the Gray area for sewerage. Growth plans include encouraging building homes in the northern part of the parish to supply homes for those who are not required to live down the bayou to have quick access to water-dependent industry or assets. These projects will be administered by the Parish rather than opting for state administration.

- **Economic Development (\$10.0 million):** The Parish entered into a \$10.0 million sub-grant agreement with the Terrebonne Parish Port Commission to construct a dry dock facility with the approximate dimensions of 320 feet by 126 feet and a lift capacity of approximately 9,000 short tons. The total cost of this project finished in 2013 \$29.5 million, which includes other federal and state grants.

## **FINANCIAL INFORMATION**

### **Internal Control**

The Parish Administration is responsible for establishing and maintaining an internal control designed to ensure that the assets of the government are protected from loss, theft or misuse and to ensure that adequate accounting data is compiled to allow for the preparation of financial statements in conformity with accounting principles generally accepted in the United States of America. The internal control is designed to provide reasonable, but not absolute, assurance that these objectives are met. The concept of reasonable assurance recognizes that: the cost of a control should not exceed the benefits likely to be derived; and the valuation of costs and benefits requires estimates and judgments by management.

As a recipient of federal, state and local financial assistance, the Parish is also responsible for ensuring that an adequate internal control is in place to ensure and document compliance with applicable laws and regulations related to these programs.

### **Budgetary Controls**

The Parish maintains extensive budgetary controls, including an encumbrance system for interim periods only, with legal provisions embodied in the annual operating budget and five-year capital outlay budget, approved by the Parish Council. Activities of the General Fund, special revenue funds, Debt Service Fund, Capital Projects Fund, and proprietary funds are included in the annual appropriated operating budget. Capital and long-term projects are prepared for the five-year capital outlay budget.

Budget-to-actual comparisons are not presented for the Debt Service and Capital Project Funds in the accompanying financial statements enclosed. The budgetary data adopted for the Debt Service Fund is controlled by the provisions of the various bond issues. The Capital Project Fund present cumulative project budgets as opposed to annual budgets.

The level of budgetary control under the Parish President allows the transfer of part or all of any unencumbered appropriation within departments. Any amendment involving the transfer of monies from one department to another or exceeding amounts estimated must be approved by the Council. Further explanations can be found in the Notes to the Financial Statements (No. 1, "Summary of Significant Accounting Policies").

### **Financial Policies**

The Parish complies with accounting principles generally accepted in the United States of America (GAAP). GAAP includes all relevant Governmental Accounting Standards Board (GASB) pronouncements. The accounting and reporting framework and the more significant accounting policies are discussed in the Notes to the Financial Statements (Exhibit 20, No. 1, "Summary of Significant Accounting Policies").

## **FIDUCIARY OPERATIONS**

***Pension Trust Fund Operations:*** Employees of the Parish, except for policemen and firemen of the City of Houma, are members of the Parochial Employees' Retirement System, Plan B. On October 1, 1983, the City of Houma policemen joined the Municipal Police Employees' Retirement System (MPERS) of the State of Louisiana. Effective January 1, 1980, new firemen are covered under the Firefighters' Retirement System of the State of Louisiana. The Parish maintains a Trust (Firemen's Pension and Relief Fund) for firemen hired prior to January 1, 1980. On March 26, 1996, the City of Houma Firemen's Pension Plan entered into a merger agreement with the Firefighter's Retirement System of the State of Louisiana, which was effective July 1, 1995. Additional information can be found in the Notes to the Financial Statements (No. 20, "Pension Plans").

## DEBT ADMINISTRATION

The Parish had a number of debt issues outstanding at year-end including the following:

Public Improvement	\$ 93,925,000
General Obligation	16,970,000
Revenue Bonds	13,614,908

Further disclosure information can be found in the Notes to the Financial Statements (No. 10, “Long-Term Debt”).

## CASH MANAGEMENT

The investment objectives of the Parish are to obtain the most favorable rate of return while maintaining enough liquidity to meet the operating requirements of the Government. Primary emphasis is placed upon the safety of such funds in an effort to minimize risk while earning maximum returns.

For investment purposes the Parish uses the following: demand deposits, certificates of deposit, Federal Home Loan Bank Notes, Federal Home Loan Mortgage Corporation Notes, Federal National Mortgage Association Notes, Federal Farm Credit Bank Notes, Federal Farmer Mac and Louisiana Asset Management Pool for short-term available cash. The year 2013 generated interest earnings of \$914,125 with an average investment rate of .6%. In 2012, interest earnings totaled \$1,193,345 with an average investment rate of .7% on investments.

The Parish’s cash resources were divided between cash and investments as follows:

	2013		2012	
	Amount	Average Percent	Amount	Average Percent
Cash on hand	\$ 11,820	0.01%	\$ 10,121	0.01%
Cash and certificates of deposit in banks	36,619,099	21.47%	52,742,654	29.65%
Investments	133,951,051	78.52%	125,142,303	70.34%
Totals	\$170,581,970	100.00%	\$ 177,895,078	100.00%

All funds managed and invested by the Parish are done so in accordance with Louisiana Revised Statutes, Title 39, Chapter 7, and the Terrebonne Parish Consolidated Government Home Rule Charter, section 4-04. Any institution issuing certificates of deposits or maintaining an interest bearing checking account in excess of the FDIC insurance will be required to pledge collateral to secure the investments. The collateral pledged investments must be held by a third party bank serving as custodian. Further explanations and details can be found in the Notes to the Financial Statements (No. 4, “Deposits and Investments”).

## INDEPENDENT AUDIT

The Parish’s Home Rule Charter requires a comprehensive annual audit to be performed by the state or the Council may designate a private certified public accountant or firm of such accountants. The Parish financial statements have been audited by Bourgeois Bennett, L.L.C., a firm of licensed certified public accountants. The financial statements have received an “unqualified opinion” indicating that in all material respects, the Parish’s basic financial statements are presented fairly and in conformity with accounting principles generally accepted in the United States of America.

In addition, the audit also meets the requirements of the Federal Single Audit Act of 1984 and related OMB Circular A-133, audits of States, Local Governments and Non-Profit Organizations. The auditor’s reports related specifically to a single audit are issued under separate cover.

## AWARDS

The Government Finance Officers Association of the United States and Canada (GFOA) awarded a Certificate of Achievement for Excellence in Financial Reporting to the Terrebonne Parish Consolidated Government for its comprehensive annual financial report for the fiscal year ended December 31, 2012. This was the sixteenth consecutive year that the Parish has achieved this prestigious award. In order to be awarded a Certificate of Achievement, government must publish an easily readable and efficiently organized comprehensive annual financial report. This report must satisfy both generally accepted accounting principles and applicable legal requirements.

A Certificate of Achievement is valid for a period of one year only. We believe that our current comprehensive annual financial report continues to meet the Certificate of Achievement Program's requirements and we are submitting it to the GFOA to determine its eligibility for another certificate.

The Parish has received the Distinguished Budget Presentation Award from the Government Finance Officers Association of the United States and Canada for the years 2003 through 2013 Annual Operating Budget. In order to qualify for the Distinguished Budget Presentation Award, the Parish's budget document was judged to be proficient in several categories, including as a policy document, a financial plan, an operations guide, and a communication device.

## ACKNOWLEDGMENTS

We wish to express our appreciation to all departments of the Parish who assisted and contributed to the preparation of this report. Special acknowledgment is due to the staff of the Accounting and Information Technology Divisions of the Finance Department and audit staff of Bourgeois Bennett, LLC, whose dedicated efforts resulted in the successful completion of this report.

In addition, we express our appreciation to the Parish President Michel H. Claudet and the Parish Council Members for their interest and support in planning and conducting the financial affairs of the Parish in a responsible and progressive manner during their terms in office.

Respectfully submitted,



Jamie J. Elfert  
Chief Financial Officer  
Finance Department

**TERREBONNE PARISH CONSOLIDATED GOVERNMENT**  
**2013**  
**PRINCIPAL OFFICIALS**

Parish President

Parishwide

Michel H. Claudet

Parish Council Members

District 1

John Navy

District 2

Arlanda Williams

District 3

Capt. Greg C. Hood, Sr. (Ret.)

District 4

Beryl A. Amedée

District 5

Christa M. Duplantis-Prather

District 6

Chairman

Russell "Red" Hornsby

District 7

Vice Chairman

Danny Babin

District 8

Dirk Guidry

District 9

Peter Lambert

Council Clerk

Charlette Poche'

Administration Staff

Parish Manager

Al Levron

Chief Financial Officer

Jamie J. Elfert

Public Works Director

Greg Bush, Ret. Lt. Col.

Utilities Director

Thomas K. Bourg

Risk Management/HR Director

J. Dana Ortego

Planning & Zoning Director

T. Pat Gordon

Public Safety:

Fire Chief

Todd Dufrene

Police Chief

Todd Duplantis

Juvenile Detention Director

Jason Hutchinson

Emergency Preparedness

Earl Eues

Parks and Recreation Director

Sterling Washington

Civic Center Director

Janel Ricca

Housing & Human Services

Darrel Waire

Parish Attorney

Courtney Alcock

## TERREBONNE PARISH CONSOLIDATED GOVERNMENT

### Finance Department

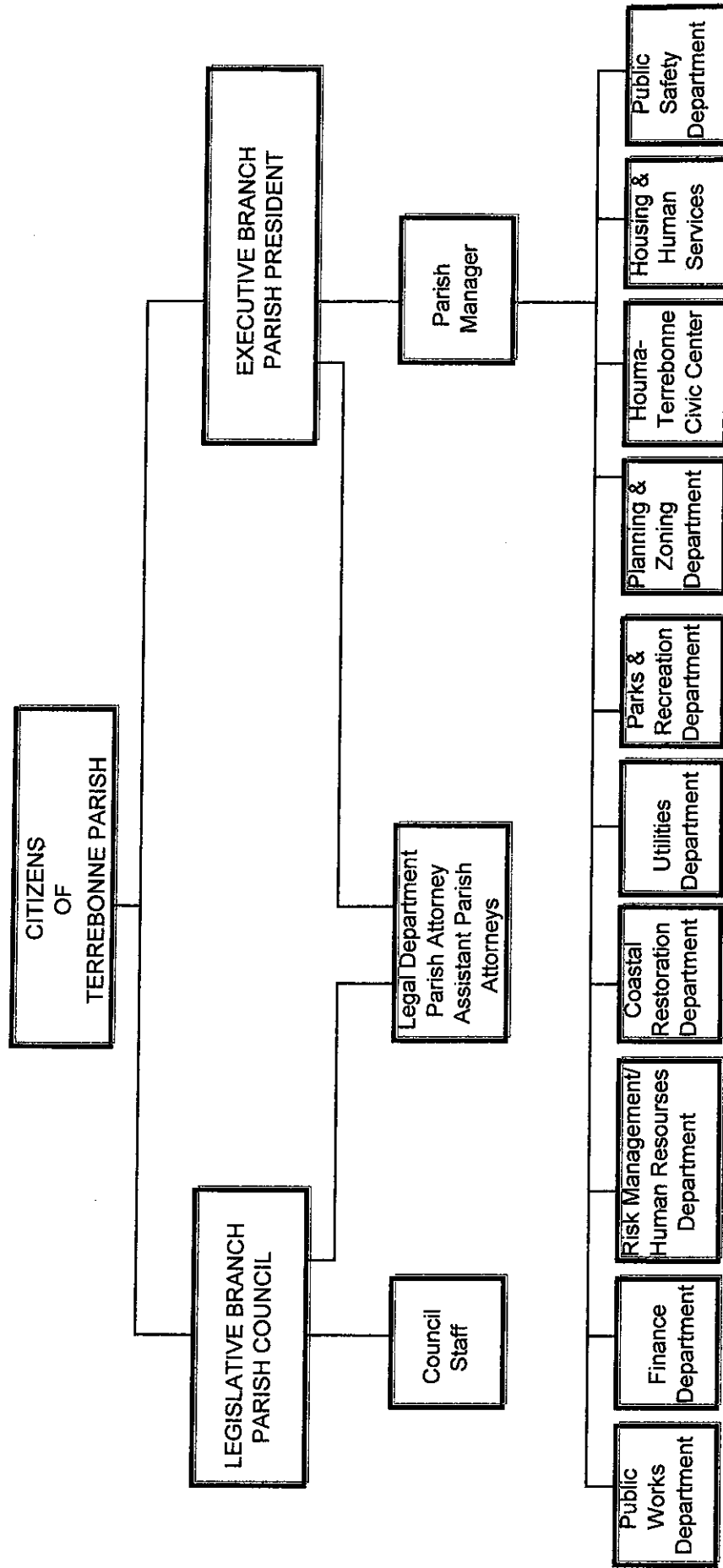
Chief Financial Officer	Jamie J. Elfert
Executive Secretary	Ruby LeCompte
Accounting / Comptroller	Donald Picou
Information Technology Manager	Ben Smith
Customer Service Manager	Edward Lawson
Warehouse Manager	Mary Crochet
Purchasing Manager	Angela Guidry

### Accounting Division

Comptroller	Donald Picou
Accounting Manager	Kayla Dupre
Investment Officer	Sonja Labat
Accounting Supervisor	Paulette Garrett, CPA
Accountant I (Contracts)	Melissa Bourgeois
Accountant I (Budget Assistant)	Jill Becnel
Accountant I (Grants)	Sheila Reese
Accountant I	Debbie Bourg
Accounting Specialist II (Payroll)	Felicia Aubert
Accounting Specialist II (Accounts Receivable)	Tammy Foret
Accounting Specialist I (Accounts Receivable)	Ava Fontenot
Accounting Specialist I (Accounts Payable)	Daphne Parfait
Accounting Specialist I (Accounts Payable)	Rhonda Samanie
Accounting Specialist I (Accounts Payable)	Kristi Doucet
Accounting Specialist I (Cash/Investments)	Kim Cologne
Accounting Specialist I (Cash/Investments)	Stephanie Thompson
Accounting Clerk (Grants/Fixed Assets)	Jan Theriot
Accounting Specialist I (Grants)	Rayanna Smith
Accounting Specialist I (Interns)	Destin Lyons
Accounting Specialist I (Interns)	Michelle Brunet



# TERREBONNE PARISH CONSOLIDATED GOVERNMENT





Government Finance Officers Association

**Certificate of  
Achievement  
for Excellence  
in Financial  
Reporting**

Presented to

**Terrebonne Parish  
Consolidated Government  
Louisiana**

For its Comprehensive Annual  
Financial Report  
for the Fiscal Year Ended

**December 31, 2012**

Executive Director/CEO

INDEPENDENT AUDITOR'S REPORT

To the Parish President and the  
Terrebonne Parish Council,  
Houma, Louisiana.

**Report on the Financial Statements**

We have audited the accompanying financial statements of the governmental activities, the business-type activities, the aggregate discretely presented component units, each major fund, and the aggregate remaining fund information of the Terrebonne Parish Consolidated Government, State of Louisiana (the Parish) as of and for the year ended December 31, 2013, and the related notes to the financial statements, which collectively comprise the Parish's basic financial statements as listed in the table of contents.

**Management's Responsibility for the Financial Statements**

Management is responsible for the preparation and fair presentation of these financial statements in accordance with accounting principles generally accepted in the United States of America; this includes the design, implementation, and maintenance of internal control relevant to the preparation and fair presentation of financial statements that are free from material misstatement, whether due to fraud or error.

**Auditor's Responsibility**

Our responsibility is to express opinions on these financial statements based on our audit. We did not audit the financial statements of the Terrebonne General Medical Center, Houma-Terrebonne Airport Commission, Houma Area Convention and Visitors Bureau, Terrebonne Parish Port Commission, Terrebonne Economic Development Authority, Houma-Terrebonne Regional Planning Commission, Houma-Terrebonne Public Trust Financing Authority, City Court of Houma, District Attorney of the Thirty-Second Judicial District, Clerk of Court, Assessor, Terrebonne Parish Fire Districts No. 5, 6, 7 and 8, Bayou Cane Fire Protection District, Coteau Fire Protection District, Terrebonne Parish Recreation Districts No. 2/3, 3, 6, 7 and 8, Terrebonne Parish Veterans' Memorial District, Terrebonne Parish Communications District, Firemen's Pension and Relief Fund and Thirty-Second Judicial District Court which represent 53% of the assets and deferred outflows of resources of the aggregate discretely presented component units. Furthermore, the above listed component units represent 71% of the revenues of the aggregate discretely presented component units. In addition, the financial statements of the aforementioned component units represent 100% of the assets and additions to fiduciary trust funds. Those financial statements were audited by other auditors whose reports have been furnished to us, and our opinion, insofar as it relates to the amounts included for these entities, is based solely on the reports of the other auditors.

We conducted our audit in accordance with auditing standards generally accepted in the United States of America and the standards applicable to financial audits contained in Government Auditing Standards, issued by the Comptroller General of the United States. Those standards require that we plan

and perform the audit to obtain reasonable assurance about whether the financial statements are free of material misstatement.

An audit involves performing procedures to obtain audit evidence about the amounts and disclosures in the financial statements. The procedures selected depend on the auditor's judgment, including the assessment of the risks of material misstatement of the financial statements, whether due to fraud or error. In making those risk assessments, the auditor considers internal control relevant to the Parish's preparation and fair presentation of the financial statements in order to design audit procedures that are appropriate in the circumstances, but not for the purpose of expressing an opinion on the effectiveness of the Parish's internal control. Accordingly, we express no such opinion. An audit includes evaluating the appropriateness of accounting policies used and the reasonableness of significant accounting estimates made by management, as well as evaluating the overall presentation of the financial statements.

We believe that the audit evidence we have obtained is sufficient and appropriate to provide a basis for our audit opinions.

## **Opinions**

In our opinion, based on our audit and the reports of other auditors, the financial statements referred to above present fairly, in all material respects, the respective financial position of the governmental activities, the business-type activities, the aggregate discretely presented component units, each major fund and the aggregate remaining fund information of the Parish, as of December 31, 2013, and the respective changes in financial position and, where applicable, cash flows thereof and the respective budgetary comparison for the General Fund and the major special revenue funds for the year then ended in accordance with accounting principles generally accepted in the United States of America.

## **Other Matters**

### *Required Supplementary Information*

Accounting principles generally accepted in the United States of America require that Management's Discussion and Analysis and the Schedules of Funding Progress for the Primary Government's OPEB Plan, and Firemen's Pension and Relief Fund on pages 4 through 15 and 121 through 122, respectively, be presented to supplement the basic financial statements. Such information, although not a part of the basic financial statements, is required by the Governmental Accounting Standards Board, who considers it to be an essential part of financial reporting for placing the basic financial statements in an appropriate operational, economic, or historical context. We have applied certain limited procedures to the required supplementary information in accordance with auditing standards generally accepted in the United States of America, which consisted of inquiries of management about the methods of preparing the information and comparing the information for consistency with management's responses to our inquiries, the basic financial statements, and other knowledge we obtained during our audit of the basic financial statements. We do not express an opinion or provide any assurance on the information because the limited procedures do not provide us with sufficient evidence to express an opinion or provide any assurance.

### *Other Information*

Our audit was conducted for the purpose of forming opinions on the financial statements that collectively comprise the Terrebonne Parish Consolidated Government, Louisiana's basic financial statements. The introductory section, supplementary information section (combining and individual fund financial statements), other supplementary information section and statistical information section are presented for purposes of additional analysis and are not a required part of the basic financial statements.

The supplementary information section (combining and individual fund financial statements), and other supplementary information section is the responsibility of management and was derived from and relates directly to the underlying accounting and other records used to prepare the basic financial statements. Such information has been subjected to the auditing procedures applied in the audit of the basic financial statements and certain additional procedures, including comparing and reconciling such information directly to the underlying accounting and other records used to prepare the financial statements or to the financial statements themselves, and other additional audit procedures in accordance with auditing standards generally accepted in the United States of America. In our opinion, the information is fairly stated in all material respects in relation to the basic financial statements taken as a whole.

The introductory section and statistical information section have not been subjected to the auditing procedures applied in the audit of the basic financial statements and, accordingly, we express no opinion or provide assurance on them.

### **Other Reporting Required by Government Auditing Standards**

In accordance with Government Auditing Standards, we have also issued our report dated June 25, 2014 on our consideration of the Terrebonne Parish Consolidated Government, Louisiana's internal control over financial reporting and our tests of its compliance with certain provisions of laws, regulations, contracts and grant agreements and other matters. The purpose of that report is to describe the scope of our testing of internal control over financial reporting and compliance and the results of that testing, and not to provide an opinion on the internal control over financial reporting or on compliance. That report is an integral part of an audit performed in accordance with Government Auditing Standards in considering the Parish's internal control over financial reporting and compliance.

*Bourgeois Bennett, L.L.C.*

Certified Public Accountants.  
Houma, Louisiana,  
June 25, 2014.

## **TERREBONNE PARISH CONSOLIDATED GOVERNMENT**

### **MANAGEMENT'S DISCUSSION AND ANALYSIS**

The Finance Department, Accounting Division is responsible for the overview and analysis of the financial activities of the Terrebonne Parish Consolidated Government (the Parish) for the year ended December 31, 2013. The explanation provided is designed to introduce the financial highlights and offer an overview of our financial statements.

Management's Discussion and Analysis (MD&A) is designed to focus on the current year's activities, resulting changes and facts known to date. This narrative includes a government-wide financial analysis of revenues, expenses, and changes in the net position. Further detail offers our readers a financial analysis of the Parish's funds consisting of the governmental fund types and proprietary funds. We encourage our readers to consider the information presented here in conjunction with additional information that we have furnished in our letter of transmittal, which can be found on pages vii through xv of this report.

### **FINANCIAL HIGHLIGHTS**

Assets and deferred outflows of resources of the Parish, the primary government, exceeded its liabilities and deferred inflows of resources at the close of the most recent fiscal year by \$500.2 million (net position). Of this amount, \$16.7 million (unrestricted net position) may be used to meet the Parish's ongoing obligations to citizens and creditors.

The Parish's total net position increased by \$13.0 million during 2013. Governmental activities' net position increased \$9.3 million during 2013. The business-type net position increased by approximately \$3.7 million in 2013.

At the end of our current fiscal year, the Parish's governmental funds reported combined ending fund balances of \$132.2 million, a decrease of \$3.0 million in comparison with the prior year. Approximately 48.4% of this total net position, \$63.9 million, is funds not restricted or committed for special purposes or in a non-spendable form.

At year-end, the amount of the fund balance not restricted or committed for special purposes in the General Fund was \$11.7 million, or 55.7% of total 2013 General Fund expenditures.

### **OVERVIEW OF THE FINANCIAL STATEMENTS**

This discussion and analysis is intended to serve as an introduction to the Terrebonne Parish Consolidated Government's basic financial statements. The Terrebonne Parish Consolidated Government's basic financial statement comprise of three components: 1) government-wide financial statements, 2) fund financial statements, and 3) notes to the financial statements. This report also contains supplementary information in addition to the basic financial statements themselves.

#### **Government-Wide Financial Statements**

The government-wide financial statements reported in Exhibits 1 and 2 are designed to provide readers with a broad overview of the Terrebonne Parish Consolidated Government's finances, in a manner similar to a private-sector business. The statements combine all governmental funds' current financial resources with capital assets and long-term obligations. Also presented in the government-wide financial statements is a total column for the business-type activities of the primary government. Component units are separate legal governmental entities to which the Parish may be obligated to provide financial assistance and are presented as a separate column in the government-wide statements and as individual activities in Exhibits 18 and 19.

The Statement of Net Position reported in Exhibit 1 presents information on all the Parish's assets, deferred outflows of resources, liabilities and deferred inflows of resources, with the difference reported as net position. Over time, increases or decreases in net position may serve as useful indicator of whether the financial position of the Parish is improving or deteriorating.

The Statement of Activities reported in Exhibit 2 presents information showing how the government's net position changed during the most recent fiscal year. All changes are reported as soon as the underlying event giving rise to the change occurs, regardless of the timing of the related cash flows. Thus, revenues and expenses are reported in this statement for some items that will only result in cash flows in future fiscal periods. For example, uncollected taxes and earned but unused vacation leave result in cash flows for future periods. The focus of the Statement of Activities is on both the gross and net cost of various activities, which are funded by the government's general tax and other revenues. This is intended to summarize information and simplify the user's analysis of cost of various governmental services and/or subsidy to various business-type activities and component units.

The government wide financial statements distinguish functions of the Parish that are principally supported by taxes and intergovernmental revenues (governmental activities) from other functions that are intended to recover all or a significant portion of their costs through user fees and charges (business-type activities). The governmental activities of the Parish include the financial activities of the General Government (parish legislative and administration services, finance, government buildings, engineering, planning/zoning, risk management/human resources, legal); Public Safety (city police, city fire, juvenile detention, adult jail, emergency preparedness and public transit); Streets and Drainage (public works, centralized fleet maintenance, drainage, roads and bridges); Health and Welfare (human services); Culture and Recreation (parks and recreation programs); Education (agricultural center); Urban Redevelopment and Housing; Economic Development and Assistance; and Conservation and Development. The business-type activities of the Parish include an electric generation and distribution system, a natural gas distribution system, a sewerage collection system, a sanitation maintenance system and operations of a civic center.

### **Fund Financial Statements**

A fund is a grouping of related accounts that is used to maintain control over resources that have been segregated for specific activities or objectives. Terrebonne Parish Consolidated Government, like other state and local governments, uses fund accounting to ensure and demonstrate compliance with finance-related legal requirements. All the funds of the Parish can be divided into three categories: governmental funds, proprietary funds and fiduciary funds.

**Governmental Funds** are used to account for essentially the same functions reported as governmental activities in the government-wide financial statements. The governmental major fund presentation in Exhibits 3 through 12 is presented on a modified accrual basis. This is the manner in which the financial budget is typically developed. Unlike the government-wide financial statements, governmental fund financial statements focus on near-term outflows of spendable resources, as well as on balances of spendable resources available at the end of the fiscal year. Such information may be useful in evaluating a government's current financing requirements. The Parish has presented the following major funds: General Fund, Public Safety Fund, Grant Fund, Road and Bridge Maintenance Fund, Drainage Maintenance Fund, Terrebonne Levee and Conservation District Fund and Capital Projects Fund.

All non-major governmental funds are presented in one column, titled Other Governmental Funds. Combining financial statements of the non-major funds can be found in the Combining and Individual Fund Statements and Schedules that follow the basic financial statements.

**Proprietary Funds** report both enterprise and internal service funds on the fund financial statements. Enterprise funds are used to report the same functions presented as business-type activities in the government-wide financial statement. The intent is that costs of goods or services provided to the general public on a continuing basis be financed primarily through user charges. The Parish uses enterprise funds to account for its Utility System (electric and gas), Sewer System, Sanitation operations and operations of the Houma-Terrebonne Civic Center. The internal service funds are an accounting device used to accumulate and allocate costs internally among the Parish's various functions. The government uses internal service funds to account for the financing of goods or services provided by the Risk Management (self-insurance, group benefits), Human Resources Administration (self-funded employment plan), Centralized Purchasing/Warehouse, Information Systems and Centralized Fleet Maintenance Departments. Because these services predominantly benefit governmental rather than business-type functions, they have been included within the governmental activities section in the government-wide financial statements. Combining statements of the individual internal service funds can be found in the Combining and Individual Fund Statements following the basic financial statements.

***Fiduciary Funds*** are used to account for resources held for the benefit of parties outside the Parish. While these funds represent a trust responsibility, these assets are restricted in purpose and do not represent discretionary assets of the government. Therefore, these assets are not presented as part of the government-wide financial statements. The basic fiduciary fund financial statements can be found on Exhibits 16 and 17.

While the total column on the business-type fund financial statements for enterprise funds (see Exhibit 13, 14 and 15) is the same as the business-type column at the government-wide financial statement, the governmental major funds total column requires a reconciliation because of the different measurement focus which is reflected on the page following each statement (see Exhibits 4 and 6). The flow of current financial resources reflects bond proceeds and interfund transfers as other financial sources as well as capital expenditures and bond principal payments as expenditures. The reconciliation eliminates these transactions and incorporates the capital assets and long-term obligations into the Governmental Activities column in the government-wide statements.

### **Capital Assets**

General capital assets include land, construction in progress, improvements to land, easements, buildings, vehicles, machinery and equipment, infrastructure, and all other tangible assets that are used in operations and that exceed the Parish's capitalization threshold explained in Note 1D, Exhibit 20. The Parish has capitalized all general capital assets. All infrastructure projects completed and acquired since year 1980 have been capitalized.

### **Other Information**

#### ***Notes to the Financial Statements***

The notes provide additional information that is essential to a full understanding of the data provided in the government-wide and fund financial statements. The notes to the financial statements are a required part of the basic financial statements and can be found in Exhibit 20 of this report.

#### ***Required Supplementary Information***

The required supplementary information presented immediately following the notes to financial statements in Exhibit 21 presents the funding progress on the Parish's Other Postemployment Benefit Plan (OPEB) and Firemen's Retirement Trust Fund, presented in Exhibits 22, respectively. January 1, 2012 was the date of the (OPEB) Plan's latest and fourth actuarial valuation. The latest actuarial valuation for the Firemen's Pension and Relief Fund was December 31, 2012.

#### ***Supplementary Information***

The combining statements referred to earlier in connection with the non-major governmental funds are presented immediately following the required supplementary information. Combining and individual fund statements include Statements A-1 through D-4 of the report. Additional information on capital assets used in the operations of governmental funds are found in statements E-1 through E-3.

Other supplementary financial information can be found in Schedules 1 through 3 of this report. The Statistical Section (Tables 1 through 22) is included for additional information and analysis and does not constitute a part of the audited financial statements.

The Office of Management and Budget Circular A-133 Single Audit auditor reports, findings and schedules are included in a separately issued Single Audit Supplementary Financial Report.

### **Government-Wide Financial Analysis**

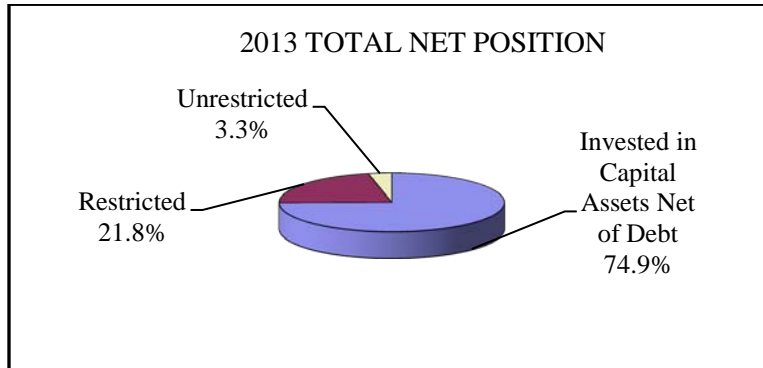
The table on the following page reflects the condensed Statement of Net Position for 2013, with comparative figures from 2012.



Terrebonne Parish Consolidated Government  
Condensed Statements of Net Position  
December 31, 2013 and 2012  
(in millions)

	<u>Governmental Activities</u>		<u>Business-Type Activities</u>		<u>Total</u>	
	<u>2013</u>	<u>2012</u>	<u>2013</u>	<u>2012</u>	<u>2013</u>	<u>2012</u>
<b>Assets:</b>						
Current and Other Assets	\$ 204.4	\$ 200.4	\$ 63.7	\$ 63.4	\$ 268.1	\$ 263.8
Restricted Assets	0.2	0.5	6.4	4.7	6.6	5.2
Capital Assets	297.7	280.6	151.1	141.9	448.8	422.5
Total Assets	<u>502.3</u>	<u>481.5</u>	<u>221.2</u>	<u>210.0</u>	<u>723.5</u>	<u>691.5</u>
Deferred Outflows of Resources	<u>0.1</u>	<u>0.2</u>			<u>0.1</u>	<u>0.2</u>
<b>Liabilities:</b>						
Current Liabilities	32.8	30.1	9.4	7.1	42.2	37.2
Long-Term Liabilities	126.0	118.0	18.0	13.3	144.0	131.3
Total Liabilities	<u>158.8</u>	<u>148.1</u>	<u>27.4</u>	<u>20.4</u>	<u>186.2</u>	<u>168.5</u>
Deferred Inflows of Resources	<u>27.2</u>	<u>26.5</u>	<u>10.0</u>	<u>9.4</u>	<u>37.2</u>	<u>35.9</u>
<b>Net Position:</b>						
Net Investment in Capital Assets	236.9	227.9	137.5	132.7	374.4	360.6
Restricted	62.7	59.0	46.4	47.0	109.1	106.0
Unrestricted	16.8	20.2	(0.1)	0.5	16.7	20.7
Total Net Position	<u>\$ 316.4</u>	<u>\$ 307.1</u>	<u>\$ 183.8</u>	<u>\$ 180.2</u>	<u>\$ 500.2</u>	<u>\$ 487.3</u>

For more detailed information see Exhibit 1, Statement of Net Position.



Approximately 74.9% of the Parish's total net position as of December 31, 2013, reflects the Parish's net investment in capital assets (land, construction in progress, buildings, infrastructure, machinery and equipment net of accumulated depreciation) less any related outstanding debt used to acquire those assets that is still outstanding. The Parish uses these capital assets to provide services to citizens; consequently, these assets are not available for future spending. Another 21.8% of the government's net position is subject to external restrictions as to their use.

The remaining unrestricted net position of 3.3% is available for future use as directed by the Parish President and Parish Council to meet ongoing obligations of the government to citizens and creditors.

The table below provides a summary of the changes in net position for the year ended December 31, 2013, with comparative figures from 2012:

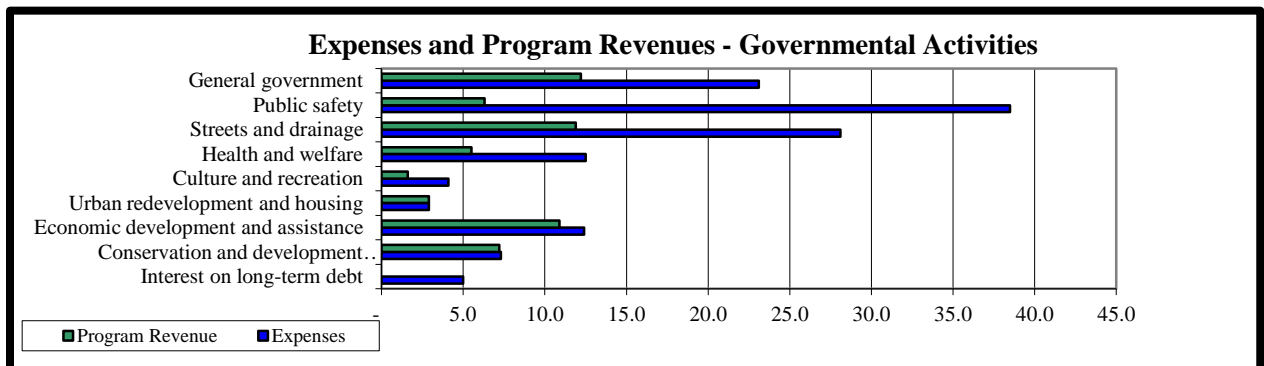
Terrebonne Parish Consolidated Government  
Condensed Statements of Changes in Net Position  
For the Years Ended December 31, 2013 and 2012  
(in millions)

	Governmental Activities		Business-Type Activities		Total	
	<u>2013</u>	<u>2012</u>	<u>2013</u>	<u>2012</u>	<u>2013</u>	<u>2012</u>
Revenues:						
Program Revenue:						
Charges for Services	\$ 13.5	\$ 12.4	\$ 58.1	\$ 54.6	\$ 71.6	\$ 67.0
Operating Grants and Contributions	26.8	32.9	0.3	1.3	27.1	34.2
Capital Grants and Contributions	18.1	22.0	0.1	0.8	18.2	22.8
General Revenues:						
Property Taxes	26.5	28.0	9.3	9.8	35.8	37.8
Sales Taxes	43.3	39.6			43.3	39.6
Other Taxes	1.5	1.5	0.3	0.3	1.8	1.8
Grants and Contributions Not						
Restricted to Specific Programs	10.0	8.7			10.0	8.7
Other	0.1	1.5	(0.6)	0.3	(0.5)	1.8
Total Revenues	<u>139.8</u>	<u>146.6</u>	<u>67.5</u>	<u>67.1</u>	<u>207.3</u>	<u>213.7</u>
Expenses:						
General Government	23.1	25.2			23.1	25.2
Public Safety	38.5	49.0			38.5	49.0
Streets and Drainage	28.1	28.0			28.1	28.0
Health and Welfare	12.5	14.5			12.5	14.5
Culture and Recreation	4.1	3.6			4.1	3.6
Urban Redevelopment and Housing	2.9	2.0			2.9	2.0
Economic Development and Assistance	12.4	19.2			12.4	19.2
Conservation and Development	7.3	0.3			7.3	0.3
Interest on Long-Term Debt	5.0	4.9			5.0	4.9
Electric & Gas			36.0	35.1	36.0	35.1
Sewerage			9.1	8.4	9.1	8.4
Sanitation			13.1	13.3	13.1	13.3
Civic Center			2.3	2.2	2.3	2.2
Total Expenses	<u>133.9</u>	<u>146.7</u>	<u>60.5</u>	<u>59.0</u>	<u>194.4</u>	<u>205.7</u>
Increase in Net Position Before Transfers	5.9	(0.1)	7.0	8.1	12.9	8.0
Transfers	3.4	(1.5)	(3.4)	1.5	-	-
Increase (Decrease) in Net Position	9.3	(1.6)	3.6	9.6	12.9	8.0
Net Position, January 1	307.1	308.7	180.2	170.6	487.3	479.3
Net Position, December 31	<u>\$ 316.4</u>	<u>\$ 307.1</u>	<u>\$ 183.8</u>	<u>\$ 180.2</u>	<u>\$ 500.2</u>	<u>\$ 487.3</u>

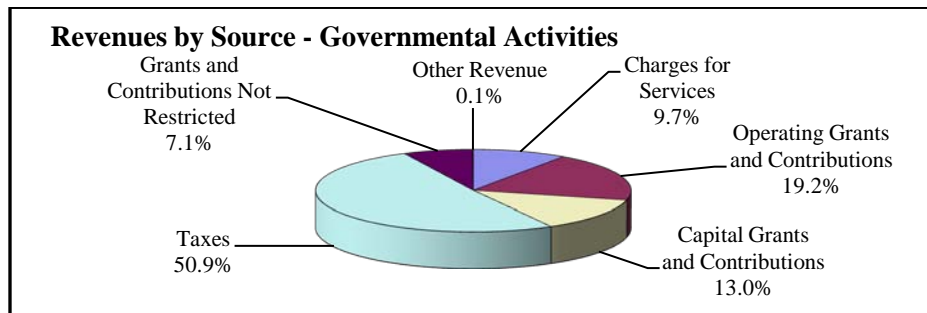
The government's net position increased by \$12.9 million during the current fiscal year.

*Governmental Activities* net position increased \$9.3 million in 2013, an increase of \$10.9 from 2012, primarily due to the items listed on the following page:

1. A net decrease in total revenues of \$6.8 million, represented largely by a change in the following areas:
  - Charges for services, increase of \$1.1 million. The Parish increased the fees for the animal shelter and building permits; collected additional fines and forfeitures; and additional fees from the Sheriff for the operations of the jail.
  - Operating grants and contributions, decrease, \$6.1 million. A multi-year grant with several non-recurring projects from HUD (Housing and Urban Development) Recovery Grant received \$11.2 in 2012 and \$6.2 in 2013 for housing development/assistance. Several multi-year grants from FEMA (Federal Emergency Management Authority) for home elevations and buyouts received \$9.9 in 2012 and \$6.4 in 2013.
  - Capital grants and contributions, decrease of \$3.9 million. A multi-year grant with several non-recurring projects from the HUD Recovery Grant received \$12.6 in 2012 and \$7.2 in 2013. Non-recurring \$7.0 million grant received from the State for the West Caminada Headland Project received in 2013. State grants with a net change of \$2.3 million for major non-recurring drainage and road projects.
  - Property taxes, decrease \$1.5 million. Received non-recurring settlement in 2012.
  - Sales taxes, increase \$3.7 million. The Parish received an overall increase of 9.4% in sales tax collections.
2. Net decrease in expenses of \$12.8 million, the majority represented by changes in the following:
  - General Government, \$2.1 million net decrease
  - Public Safety, \$10.5 million net decrease. In 2012, the Parish distributed \$16.1 million from reserves to the Terrebonne Levee and Conservation District and \$5.9 million in 2013.
  - Health and Welfare, \$2.0 million decrease. In 2012, the Parish of Terrebonne partnered with the our neighboring Lafourche Parish Government and the local Terrebonne General Medical Center to provide \$2.0 million of non-recurring assistance to the State of Louisiana's Chabert Charity Hospital until such time Oschner Hospital could take over its operations in mid 2013.
  - Economic Development and Assistance, \$6.8 million net decrease due to a 2012 non-recurring pass-through grant to the Terrebonne Parish Port Commission for major expansions offset by funding increases in the parish severe loss repetitive programs.
  - Conservation and Development, \$7.0 increase from a Community Development Block Recovery Grant, following Hurricanes Gustav and Ike.



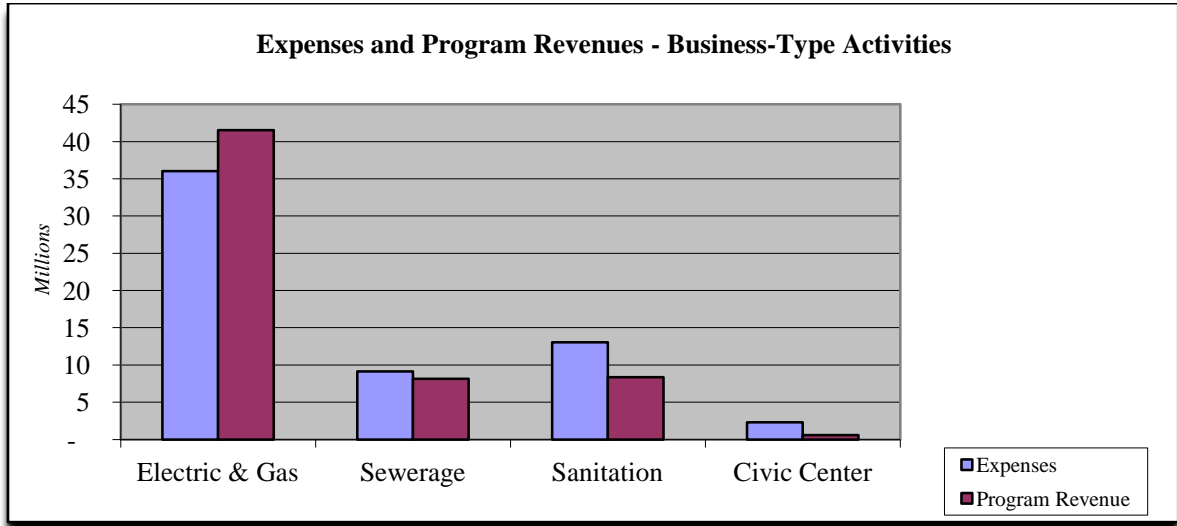
As shown below, 50.9% of the revenues generated by Governmental Activities are taxes, made up primarily of property and sales taxes. Grants represent 39.3% of the total revenue source for Governmental Activities.



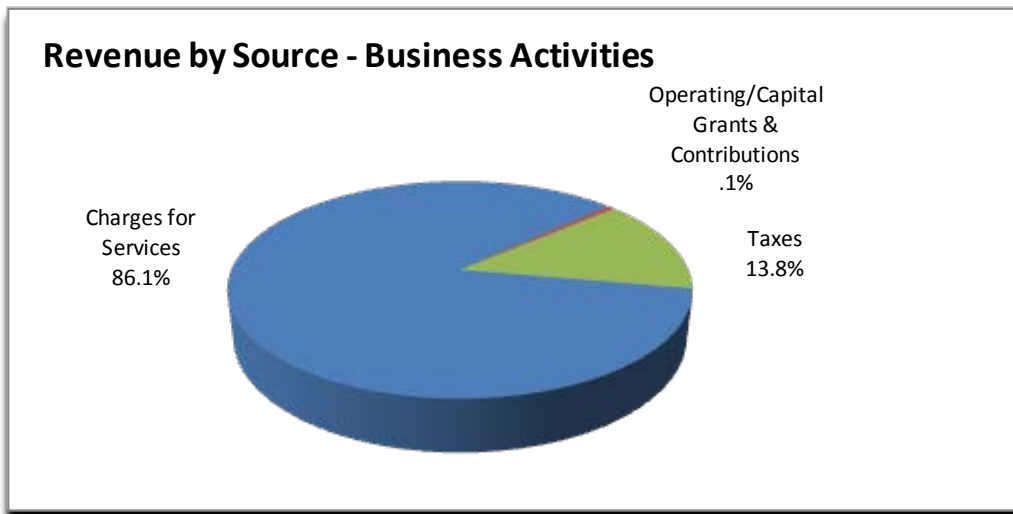
*Business-Type Activities* net position increased by approximately \$3.6 million in 2013, compared to \$9.6 million for 2012. The primary reasons for the increase in net position were as follows:

- Utilities Fund, \$3.1 million increase in net position, compared to \$1.6 million increase in 2012.
- Sanitation Maintenance Fund, \$1.2 million increase in net position, compared to \$5.6 million increase in 2012.

The following graph compares program income to the operating expenses of each activity. See Exhibit 2 for a detail of the activity.



The chart below breaks down the business activities revenue by source:



## **Financial Analysis of the Government's Funds**

*Governmental Funds:* The focus of the Parish's governmental funds is to provide information on near-term inflows, outflows, and balances of spendable resources. Such information is useful in assessing the Parish's financing requirement. In particular, unassigned fund balance may serve as a useful measure of a government's net resources available for spending at the end of the fiscal year.

The combined fund balances of the Parish's governmental funds at December 31, 2013 were \$132.2 million as compared to \$135.2 million at January 1, 2013, a decrease of \$3.0 million. Approximately 49.9% of total fund balance represents restricted amounts that can be spent only for specific purposes; 1.7% is committed; 40.6% is assigned; 7.8% is unassigned and less than .1% is in an unspendable form. Each of these classifications is defined in Note 1D, Exhibit 20.

The General Fund is the chief operating fund of the Parish, with a \$14.0 million fund balance at the end of 2013 compared to \$14.4 million in 2012. The net decrease of \$.4 million is insignificant as compared to the prior year. Approximately 15.9% of the fund balance total represents restricted amounts that can be spent only for specific purposes; 10.4% is assigned; 73.2% is unassigned; and .5% is in a nonspendable form.

Major funds represented by the Public Safety Fund (Police and Fire within the city limits of Houma), Grant Fund, Road and Bridge Maintenance Fund, Drainage Maintenance Fund, Terrebonne Levee and Conservation District Fund and Capital Projects Fund had a combined net decrease in their fund balances of \$2.6 million. The significant increases or decreases are as follows: Terrebonne Levee & Conservation District Fund had significant expenditures to the Terrebonne Levee and Conservation District for major long-term projects; and the Capital Projects Fund is for multi-year projects, which results in fluctuating fund balances depending on the stages of construction in progress.

*Proprietary Funds:* The Parish's proprietary funds provide the same type of information found in the government-wide financial statements, but in more detail.

Unrestricted net position of the Utilities Fund at December 31, 2013, reflected \$31.4 million. This fund is used to account for electricity and gas services to certain areas of the Parish. This fund is self-supporting from charges for service revenues. This fund encompasses all operations associated with electric generation and distribution and gas distribution. Investment in capital assets of the Utility Fund, at the end of the current fiscal year totaled \$47.5 million.

The Sewerage Fund of the Parish had unrestricted net position of \$1.9 million at December 31, 2013. This fund encompasses all assets associated with sewerage operations, maintenance, and capital improvements held by the Parish. Investment in capital assets of the Sewerage Fund at the end of the current fiscal year totaled \$66.1 million.

The Sanitation Maintenance Fund had unrestricted net position of \$13.2 million. The investment in capital assets at the end of current fiscal year totaled \$11.4 million. The revenues include user fees supplemented by an ad valorem tax. Fund revenue includes \$1.7 million of property tax assessed for future repayment of limited liability bonds for major liquid waste projects in 2014. The remaining property tax revenue, \$7.6 million is assessed to supplement operations.

The Civic Center Fund had \$12.6 million of net investments in capital assets. A general fund supplement of \$.9 million in 2013 was required for the operations and maintenance of the facility in addition to the revenues generated by sales and service charges.

### **General Fund Budgetary Highlights**

The difference between the original General Fund budget and the final amended budget was \$1.9 million revenue increase; \$3.3 million expenditure increase; and basically the same transfers out to other funds.

During the year, budget amendments to revenues were prepared to account for receipt of Federal and State grants totaling \$1.8 million.

Material differences between actual results and final budgeted amounts in the General Fund were primarily related to the following:

- Multi-year state and federal grant programs were not completed at the end of the calendar year, which reflected large differences in both the intergovernmental revenues and related expenditures in the Planning Department.

- Sales tax revenues in excess of the budget, \$1.2 million resulted in a wind-fall of collections continuing in 2013 following the BP Oil Spill in 2010, when thousands of contractors were stationed in our Parish during critical months. In addition, large on-going construction projects from the \$133 million CDBG Recover Grant (Hurricanes Gustave and Ike); and \$90.0 million in bond financed projects have injected economic development growth in excess of projections. Due to the non-recurring nature of these variables, the Parish administration waited until the actual sales taxes could be determined and used them in the 2014 Budget.

### **Capital Asset and Debt Administration**

**Capital Assets:** The Terrebonne Parish Consolidated Government's investment in capital assets for its governmental and business type activities as of December 31, 2013, amounts to \$448.8 million (net of accumulated depreciation). This investment in capital assets includes land, construction in progress, buildings and system improvements, machinery and equipment, gas and electric utility systems, civic center, landfill, sewer system facilities, roads, highways, bridges, and drainage systems. Consisting of street and drainage projects accepted into the Parish maintenance system. The net increase in the Parish's investment in capital assets for the current fiscal year was \$26.3 million as compared to the beginning net assets. There was a 6.1% net increase for governmental activities capital assets and 6.5% net increase for business-type activities capital assets.

Major capital asset events during the current fiscal year included the following completed projects:

- Adult Jail Renovations, \$1.1 million
- Ashland Drainage Project, \$4.4 million
- Automatic Bar Screen HMGP, \$3.3 million
- Bayou Dularge Bridge (Infrastructure), \$.8 million
- Buquet St. Drainage, \$.9 million
- Concord Road Levee (infrastructure), \$1.5 million
- Drainage Pump Station Fuel Containment (infrastructure), Phase II, \$1.9 million
- Major Turning Lanes Project (infrastructure), \$.5 million
- Parish Maintained Levee Improvements (infrastructure), \$.7 million
- Systems Channels Project 1-1B Forced Drainage, Various Phases (infrastructure), \$1.2 million
- Summerfield Pump Station, Phase I, \$4.1 million

In addition, the capitalization of major projects still in progress during the current fiscal year included the following:

- Adult Jail Chillers, \$.5 million
- Ashland North Levee Improvements (infrastructure), \$.6 million
- Baroid Bayou LaCarpe Drainage System, \$7.7 million
- Bayou Gardens Extension / Wetlands (infrastructure), \$6.1 million
- Country Drive Widening (infrastructure), \$2.4 million
- Hollywood Road Widening South (infrastructure), \$7.9 million
- Juvenile Justice Complex, \$.4 million
- North Campus Land/Improvements, \$1.2 million
- Parish Sports Park Complex, \$2.1 million
- Shrimpers Row Drainage Pump Station (infrastructure), \$.9 million
- Summerfield Pump Station, Phase 2, \$.9 million
- Systems Channels Project 1-1B Forced Drainage, Various Phases (infrastructure), \$2.3 million
- Susie Canal & Suzie Canal Extension (infrastructure), \$.5 million
- Upper Dularge Levee (infrastructure), \$.7 million
- Valhi Road to Savanne Extension, \$3.7 million
- Ward 7 Levee Elevation, \$1.6 million
- Westside Boulevard Extension to Highway 311 (infrastructure), \$.9 million

Terrebonne Parish Consolidated Government  
Capital Assets  
(Net of Depreciation)  
December 31, 2013 and 2012  
(in millions)

	Governmental Activities		Business-Type Activities		Total	
	2013	2012	2013	2012	2013	2012
Land	\$ 5.0	\$ 5.0	\$ 3.8	\$ 3.6	\$ 8.8	\$ 8.6
Buildings	28.4	28.3			28.4	28.3
Infrastructure	199.5	185.9			199.5	185.9
Machinery and equipment	20.7	21.0	3.1	2.4	23.8	23.4
Electric system and buildings			30.3	29.7	30.3	29.7
Gas distributions system and buildings			16.0	15.4	16.0	15.4
Sewer system and buildings			67.2	57.2	67.2	57.2
Landfill buildings and improvements			7.4	6.3	7.4	6.3
Civic Center buildings and equipment			11.4	11.9	11.4	11.9
Construction in progress	44.1	40.4	11.9	15.4	56.0	55.8
<b>Total</b>	<b>\$ 297.7</b>	<b>\$ 280.6</b>	<b>\$ 151.1</b>	<b>\$ 141.9</b>	<b>\$ 448.8</b>	<b>\$ 422.5</b>

Additional information on the Parish's capital assets can be found in Note 8, Exhibit 20 of this report.

**Long-term Debt:** At the end of the current fiscal year, the Parish had total bonded debt outstanding of \$124.5 million compared to the prior year of \$114.1 million, which is reflected below.

Terrebonne Parish Consolidated Government  
Summary of Outstanding Debt at Year-end  
December 31, 2013 and 2012  
(in millions)

	Governmental Activities:		Business-type Activities		Total Outstanding	
	2013	2012	2013	2012	2013	2012
Public Improvement	\$ 93.9	\$ 86.5			\$ 93.9	\$ 86.5
General Obligation	17.0	18.4			17.0	18.4
Revenue Bonds			\$ 13.6	\$ 9.2	13.6	9.2
<b>Total Outstanding</b>	<b>\$ 110.9</b>	<b>\$ 104.9</b>	<b>\$ 13.6</b>	<b>\$ 9.2</b>	<b>\$ 124.5</b>	<b>\$ 114.1</b>

Additional information on the Parish's long-term debt can be found in Note 10, Exhibit 20 of this report.

During 2013, the Parish issued public improvement bonds funded by the net collections of sales and use taxes levied by the Parish. New bonds cannot be issued if the highest future year's principal and interest payment will exceed 75% of the anticipated revenues of the tax securing the bonds for the year the bonds are sold. Debt service due within one year for Public Improvement Bonds is \$3.8 million, which is 32.1% of the budgeted 2014 Capital Improvement Sales Tax and Morganza to the Gulf Hurricane Protection Sales Tax revenues.

The Parish's general obligation bond debt may not exceed 10% of the assessed value of all property of the Parish for any one purpose. These bonds are secured by unlimited ad valorem taxation. The assessed value of the Parish for 2013 was \$1,044.9 million, making the debt limit for 2013 at \$104.5 million. The Parish has issued and outstanding four general obligation bond issues totaling \$17.0 million, which is within 16.2% of the debt limit.

As of December 31, 2013, the Parish bonds are rated by major rating services as follows:

	Underlying Ratings			Insured Ratings	
	Moody's Investors Service	Standard and Poor's	Fitch Ratings	Moody's Investors Service	Standard and Poor's
<b>Public Improvement Bonds:</b>					
1998 B Refunding Certificates	A2	AA-	AA-	A3	AAA
2003 Public Improvement Refunding Bonds	A2	AA-	AA-	A3	AAA
2005 Public Improvement Bonds	A2	AA-	AA-	A3	AAA
2008 Public Improvement Bonds	A2	AA-	AA-	A3	AAA
2009 Public Improvement Bonds	A2	AA-	AA-	A3	AAA
2011 Public Improvement Bonds	A2	AA-	AA-	A3	AAA
2011 Public Improvement Bonds, Morganza Levee	A2	AA-	AA-	A3	AAA
2013 Public Improvement Bonds	A2	AA-	AA-	A3	AAA
<b>General Obligation:</b>					
2005 Drainage/Paving		AA-	AA-		AAA
2005 Refunding		AA-	AA-		AAA
2007 Drainage/Paving		AA-	AA-		AAA
2008 Sewerage		AA-	AA-		AAA

### **Economic Factors and Next Year's Budget and Rates**

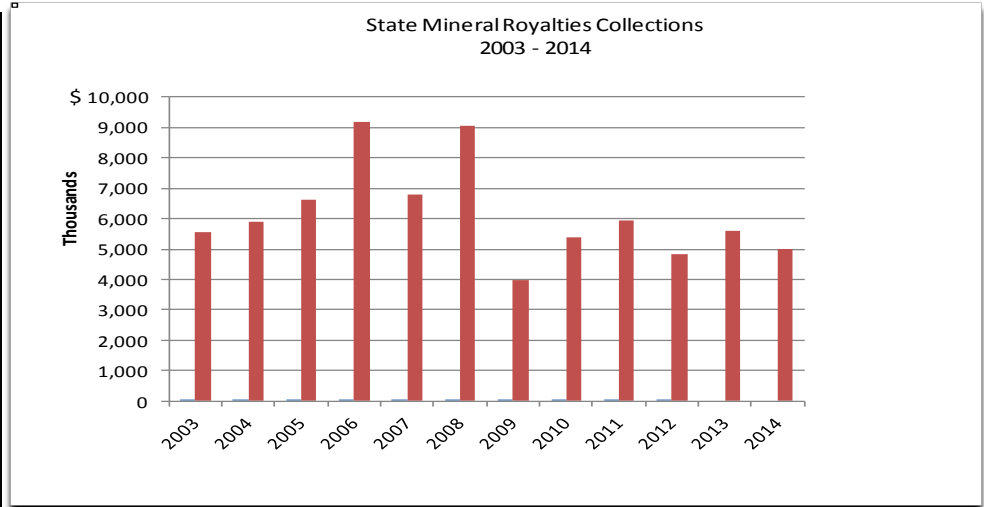
**Sales Taxes:** On April 20, 2010, the Deepwater Horizon Drilling Rig owned by British Petroleum exploded off the coast of Louisiana, triggering the largest spill in history ("BP Spill"). Although still too early to predict the future impact on our sales tax and state mineral royalties, the Parish continues to monitor the monthly collections for signs of a downward trend. For the 2014 Budget, the Parish increased expected sales tax revenues by 5% over the prior year budget and will use any 2014 excesses in the 2015 Budget after the assurance of their collections.

**State Mineral Royalties:** It has been the practice of Terrebonne Parish to use a portion of State Mineral Royalties for recurring operations and excess funds from non-recurring or special projects. The collections depend on the price of oil, production volume and the number of wells, which have all been heavily influenced by various hurricanes, oil spills and government regulations. The revenues for 2013 reflected an 18.6% drop, or \$1.1 million under 2012. Over the last ten years, the Parish has collected as high as \$9.18 million and as low as \$3.97 million. With this in mind, the Parish has cautiously budgeted \$5.0 million for 2013 and continues to monitor the current oil and gas market.

On the following page is a past history of the State Mineral Royalty collections and estimates for 2013. Any royalties received in excess of \$5.0 million in 2013 will be budgeted after an assurance of their collection and used in the 2014 Budget Year.



State Mineral Royalties	
Year	Collections
2003	\$ 5,573,056
2004	5,907,425
2005	6,632,181
2006	9,184,432
2007	6,812,116
2008	9,055,810
2009	3,973,217
2010	5,389,015
2011	5,940,899
2012	4,835,883
2013	5,583,113
2014	5,000,000



**General property taxes** are expected to continue the modest growth experienced in the last several years. In 2014 the Parish estimated the Parish wide collections to be the same as 2013. The special districts vary in growth depending on the area. The total collections for 2014 were estimated to be \$34.4 million.


Property is reassessed every four years, with 2012 the most recent year of reassessment. The next regular scheduled reassessment is for the year 2016. Property subject to taxation is assessed as a percentage of its fair market value. Residential properties and all land are assessed at 10%, other property and electric cooperative properties, excluding land, are assessed at 15%, and public service properties, excluding land, are assessed at 25% of fair market value. The assessor completes the current year tax roll after the budget is submitted to the Council for approval with adjustments other than nominal made during the year.

**Video Poker Proceeds:** Video Poker revenue began in 1993 and has steadily grown from the first year collections of \$332,000 to the collections in 2013 of \$2.5 million. Based on the assumption this revenue being difficult to predict, we have budgeted \$2.4 million for 2014 and will continue to watch the monthly collections. Excess collections will be budgeted after assurance of collections and used in 2015 Budget Year.

**Labor:** The 2013 unemployment rate for Terrebonne Parish averaged 4.3% compared to 4.8% in 2012.

**Requests for Information**

This financial report is designed to provide a general overview of the Terrebonne Parish Consolidated Government’s finances for all those with an interest in the government’s finances. Questions concerning any of the information provided in this report or requests for additional financial information should be addressed to the Finance Department, Chief Financial Officer, P. O. Box 2768, Houma, La. 70361. General information relating to the Parish can be found at the Parish website, [www.tpcg.org](http://www.tpcg.org).



## **BASIC FINANCIAL STATEMENTS**



**STATEMENT OF NET POSITION****Terrebonne Parish Consolidated Government**

December 31, 2013

ASSETS	Primary Government			Component Units
	Governmental Activities	Business-type Activities	Total	
Cash and cash equivalents	\$ 25,560,944	\$ 19,476,492	\$ 45,037,436	\$ 71,367,610
Investments	91,704,922	25,186,798	116,891,720	190,895,040
Receivables	9,293,551	9,902,100	19,195,651	41,102,618
Internal balances	4,475,677	(4,475,677)	-	
Due from other governments	69,924,659	10,561,703	80,486,362	22,383,791
Due from component units	28,642		28,642	
Due from Primary government				2,438
Inventories	2,019,531	19,722	2,039,253	4,217,818
Other assets	1,346,260	1,938,576	3,284,836	10,993,935
Restricted assets:				
Cash and cash equivalents	205,485	3,491,836	3,697,321	24,569,845
Investments		2,288,502	2,288,502	
Receivables		50,641	50,641	
Due from other governments		602,975	602,975	
Investment in joint venture		1,103,465	1,103,465	
Capital assets:				
Non-depreciable	49,093,810	15,668,393	64,762,203	49,448,854
Depreciable, net	248,631,957	135,434,728	384,066,685	592,717,622
Total assets	502,285,438	221,250,254	723,535,692	1,007,699,571
<b>Deferred Outflows of Resources</b>	132,278		132,278	383,427
<b>LIABILITIES</b>				
Accounts payable and other current liabilities	22,525,998	7,214,755	29,740,753	34,872,706
Accrued interest payable	1,439,333		1,439,333	
Due to other governments	7,589,076	550,233	8,139,309	887,373
Due to Component Units	2,438		2,438	
Due to Primary government				28,642
Grant Advancement	1,149,808		1,149,808	
Liabilities payable from restricted assets	135,065	1,624,702	1,759,767	
Non-current liabilities:				
Due within one year	6,196,610	1,236,088	7,432,698	6,131,660
Due in more than one year	119,817,673	16,790,963	136,608,636	115,711,002
Total liabilities	158,856,001	27,416,741	186,272,742	157,631,383
<b>Deferred Inflows of Resources</b>	27,193,917	9,974,005	37,167,922	26,961,437
<b>NET POSITION</b>				
Net investment in capital assets	236,913,363	137,504,660	374,418,023	540,431,339
Restricted for:				
General government	226,735		226,735	
Streets and drainage	11,405,690		11,405,690	
Capital projects	27,192,190		27,192,190	7,820,662
Debt service	15,506,186	3,186,302	18,692,488	10,630,866
Health and welfare	5,177,929		5,177,929	
Economic development and assistance	740,952		740,952	
Urban redevelopment and assistance	2,424,405		2,424,405	
Utilities		28,247,764	28,247,764	
Sewerage		1,886,064	1,886,064	
Sanitation		13,147,447	13,147,447	
Other purposes				5,115,491
Unrestricted	16,780,348	(112,729)	16,667,619	259,491,820
Total net position	\$ 316,367,798	\$ 183,859,508	\$ 500,227,306	\$ 823,490,178

See notes to financial statements.

**STATEMENT OF ACTIVITIES**

**Terrebonne Parish Consolidated Government**

For the year ended December 31, 2013

	Expenses	Charges for Services	Program Revenue	
			Operating Grants and Contributions	Capital Grants and Contributions
<b>Primary Government:</b>				
Governmental activities:				
General government	\$ 23,040,130	\$ 11,055,966	\$ 1,128,605	
Public safety	38,431,578	2,291,841	4,038,506	\$ 12,267
Streets and drainage	28,105,188	59,576	866,304	10,933,139
Health and welfare	12,532,038		5,483,376	
Culture and recreation	4,137,673	95,522	1,493,567	6,281
Education	95,407			
Urban redevelopment and housing	2,823,848		2,893,004	
Economic development and assistance	12,430,728		10,885,733	
Conservation and development	7,264,312			7,160,614
Interest on long-term debt	4,996,850			
<b>Total governmental activities</b>	<b>133,857,752</b>	<b>13,502,905</b>	<b>26,789,095</b>	<b>18,112,301</b>
Business-type activities:				
Electric & Gas	36,040,328	41,548,905		
Sewerage	9,117,703	8,080,542	3,326	66,841
Sanitation	13,052,212	8,027,436	318,187	
Civic Center	2,297,804	571,530		
<b>Total business-type activities</b>	<b>60,508,047</b>	<b>58,228,413</b>	<b>321,513</b>	<b>66,841</b>
<b>Total primary government</b>	<b>\$ 194,365,799</b>	<b>\$ 71,731,318</b>	<b>\$ 27,110,608</b>	<b>\$ 18,179,142</b>
<b>Component Units:</b>				
General government	\$ 3,220,912	\$ 1,249,242	\$ 247,434	
Judicial services	13,179,341	8,480,376	3,690,342	
Public safety	23,528,564	1,819,552	1,699,228	\$ 23,052,874
Health and welfare services	189,283,046	182,228,481	1,312,028	1,028,647
Culture and recreation	12,632,340	678,592	585,166	12,750
Economic development and assistance	7,559,305	690,423	2,677,202	10,297,397
Utilities	14,824,841	16,066,542		892,900
<b>Total component units</b>	<b>\$ 264,228,349</b>	<b>\$ 211,213,208</b>	<b>\$ 10,211,400</b>	<b>\$ 35,284,568</b>

General revenues:  
Taxes:  
Property  
Sales and use  
Franchise  
Occupancy  
Grants and contributions not restricted to specific programs  
Unrestricted investment earnings  
Miscellaneous  
Transfers

Total general revenues and transfers

Change in net position

Net position - beginning

Net position - ending

See notes to financial statements.

\* As restated

Net (Expense) Revenue and Changes in Net Position			
Governmental Activities	Primary Government		Component Units
	Business-type Activities	Total	
\$ (10,855,559)		\$ (10,855,559)	
(32,088,964)		(32,088,964)	
(16,246,169)		(16,246,169)	
(7,048,662)		(7,048,662)	
(2,542,303)		(2,542,303)	
(95,407)		(95,407)	
69,156		69,156	
(1,544,995)		(1,544,995)	
(103,698)		(103,698)	
(4,996,850)		(4,996,850)	
<u>(75,453,451)</u>		<u>(75,453,451)</u>	
	\$ 5,508,577	5,508,577	
	(966,994)	(966,994)	
	(4,706,589)	(4,706,589)	
	<u>(1,726,274)</u>	<u>(1,726,274)</u>	
	(1,891,280)	(1,891,280)	
<u>(75,453,451)</u>	<u>(1,891,280)</u>	<u>(77,344,731)</u>	
			\$ (1,724,236)
			(1,008,623)
			3,043,090
			(4,713,890)
			(11,355,832)
			6,105,717
			<u>2,134,601</u>
			<u>(7,519,173)</u>
26,473,371	9,306,627	35,779,998	39,000,364
43,251,970		43,251,970	6,489,521
1,469,029		1,469,029	
	319,165	319,165	1,634,583
9,964,976		9,964,976	7,596,899
(524,487)	(576,549)	(1,101,036)	3,793,202
644,340		644,340	578,607
3,456,622	(3,456,622)	-	
<u>84,735,821</u>	<u>5,592,621</u>	<u>90,328,442</u>	<u>59,093,176</u>
9,282,370	3,701,341	12,983,711	51,574,003
<u>307,085,428</u>	<u>180,158,167</u>	<u>487,243,595</u>	<u>771,916,175</u> *
<u>\$ 316,367,798</u>	<u>\$ 183,859,508</u>	<u>\$ 500,227,306</u>	<u>\$ 823,490,178</u>

**BALANCE SHEET  
GOVERNMENTAL FUNDS**

**Terrebonne Parish Consolidated Government**

December 31, 2013

	General Fund	Public Safety Fund	Grant Fund	Road and Bridge Maintenance Fund
<b>Assets</b>				
Cash and cash equivalents	\$ 2,146,308	\$ 379,080	\$ 5,293,398	\$ 347,316
Investments	7,394,525	2,639,090	902	1,691,475
Receivable (net, where applicable of allowances for uncollectibles):				
Taxes	392,672	539,101		
Accounts	565,086	10,661	152,168	989
Other	113		323	
Economic loans			3,491,084	
Due from other funds	36,726,516	37,029	768,113	683,537
Due from other governmental units	6,449,332	5,545,951	17,614,943	1,293,918
Due from component units	28,642			
Inventories			18,672	
Other assets	3,421		650	40
Restricted assets:				
Cash and cash equivalents	69,690		135,795	
Total assets	\$ 53,776,305	\$ 9,150,912	\$ 27,476,048	\$ 4,017,275
<b>Liabilities</b>				
Accounts payable and accrued expenditures	\$ 711,436	\$ 313,647	\$ 3,069,784	\$ 218,686
Liability for work completed on contracts	1,446		3,201	12,300
Unavailable revenue	2,558,930	4,335,933		
Grant advancements			3,755,911	
Due to other funds	36,282,788	499,669	15,680,023	469,682
Due to other governmental units	172,092	13,026	12,999	219
Due to component units	2,438			
Payable from restricted assets:				
Tenants' escrow accounts			135,065	
Total liabilities	39,729,130	5,162,275	22,656,983	700,887
<b>Fund Balances</b>				
Nonspendable:				
Long-term receivables	65,029			
Restricted for:				
Dedicated emergency	2,163,347			
Broadmoor trees	69,690			
Grants			3,074,445	
Capital projects				
Road and Bridge				192,480
Drainage				
Levee and conservation				
Debt service				
Other special purposes				
Committed for:				
Capital projects				
Assigned for:				
Subsequent year's expenditures	126,433			
Non-district recreation	226,688			
Parish prisoners	702,414			
City marshall	199,254			
Coastal restoration	211,623			
Public safety		3,988,637		
Capital projects				
Grants			1,744,620	
Road and bridge				3,123,908
Drainage				
Other special purposes				
Unassigned	10,282,697			
Total fund balances	14,047,175	3,988,637	4,819,065	3,316,388
Total liabilities and fund balances	\$ 53,776,305	\$ 9,150,912	\$ 27,476,048	\$ 4,017,275

See notes to financial statements.



Drainage Maintenance Fund	Terbonne Levee & Conservation District Fund	Capital Projects Fund	Other Governmental Funds	Total Governmental Funds
\$ 69,124	\$ 2,373,744	\$ 2,139,098	\$ 4,892,979	\$ 17,641,047
6,067,598	7,158,264	48,894,771	17,858,297	91,704,922
1,017,678			2,184,694	4,134,145
7,217		189,140	32,746	958,007
			119,860	120,296
101,273		10,711,234	3,215,798	3,491,084
7,491,927	1,136,365	16,751,287	13,417,009	52,243,500
				69,700,732
				28,642
				18,672
				4,111
				205,485
<u>\$ 14,754,817</u>	<u>\$ 10,668,373</u>	<u>\$ 78,685,530</u>	<u>\$ 41,721,383</u>	<u>\$ 240,250,643</u>
\$ 302,866		\$ 3,815,587	\$ 309,564	\$ 8,741,570
6,504,012		1,764,635	5,000	1,786,582
			13,795,042	27,193,917
910,018	\$ 84,265	3,173,593	1,781,758	3,755,911
12,392		7,054,373	323,590	58,881,796
				7,588,691
				2,438
				135,065
<u>7,729,288</u>	<u>84,265</u>	<u>15,808,188</u>	<u>16,214,954</u>	<u>108,085,970</u>
				65,029
				2,163,347
				69,690
				3,074,445
		23,418,827		23,418,827
				192,480
1,583,295				1,583,295
	10,584,108			10,584,108
			14,734,095	14,734,095
			10,187,323	10,187,323
		2,181,540		2,181,540
			54,206	180,639
				226,688
				702,414
				199,254
				211,623
				3,988,637
		37,276,975		37,276,975
				1,744,620
				3,123,908
5,442,234				5,442,234
			530,805	530,805
				10,282,697
<u>7,025,529</u>	<u>10,584,108</u>	<u>62,877,342</u>	<u>25,506,429</u>	<u>132,164,673</u>
<u>\$ 14,754,817</u>	<u>\$ 10,668,373</u>	<u>\$ 78,685,530</u>	<u>\$ 41,721,383</u>	<u>\$ 240,250,643</u>

**RECONCILIATION OF THE GOVERNMENTAL FUNDS BALANCE SHEET  
TO THE STATEMENT OF NET POSITION**

**Terrebonne Parish Consolidated Government**

December 31, 2013

<b>Fund Balances - Governmental Funds</b>		<b>\$ 132,164,673</b>
Amounts reported for governmental activities in the statement of net position are different because:		
Capital assets used in governmental activities are not financial resources and, therefore, are not reported in the governmental funds.		
Governmental capital assets	\$ 424,593,223	
Accumulated depreciation	<u>(127,652,126)</u>	296,941,097
Other assets used in governmental activities are not financial resources and, therefore, are not reported in governmental funds.		
Deferred bond premium	(50,981)	
Accrued interest receivable	57,524	
Net pension asset	<u>664,784</u>	671,327
Unearned revenues represent future collections of revolving loan fund receivables that will be accounted for as increases in net position in the government-wide financial statements.		
		2,606,103
Long-term liabilities, including bonds payable, are not due and payable in the current period and therefore are not reported in the governmental funds.		
Compensated absences payable	(1,077,765)	
Bonds payable	(110,895,000)	
Other postemployment benefit obligations	(12,129,986)	
Accrued interest payable	<u>(1,439,333)</u>	(125,542,084)
Internal service funds are used by management to charge the costs of certain activities, such as insurance and purchasing functions, to individual funds. The assets and liabilities of certain internal service funds are included in governmental activities in the statement of net position.		
		<u>9,526,682</u>
<b>Net Position of Governmental Activities</b>		<b><u>\$ 316,367,798</u></b>

See notes to financial statements.



**STATEMENT OF REVENUES, EXPENDITURES AND CHANGES IN FUND BALANCES**  
**GOVERNMENTAL FUNDS**

**Terrebonne Parish Consolidated Government**

For the year ended December 31, 2013

	General Fund	Public Safety Fund	Grant Fund	Road and Bridge Maintenance Fund
<b>Revenues</b>				
Taxes	\$ 12,507,318	\$ 12,643,202		\$ 6,489,517
Licenses and permits	3,071,839	1,129,528		
Intergovernmental	11,005,796	1,358,376	\$ 22,282,619	
Charges for services	676,967		180,484	
Fines and forfeitures	564,641	103,712		
Miscellaneous	1,192,030	233,542	1,137,814	15,191
Total revenues	<u>29,018,591</u>	<u>15,468,360</u>	<u>23,600,917</u>	<u>6,504,708</u>
<b>Expenditures</b>				
Current:				
General government	12,530,942	616,529		
Public safety	4,423,062	15,120,249	3,090,005	
Streets and drainage	115,637			6,483,843
Health and welfare	1,172,860		6,043,775	
Culture and recreation	602,311		1,442,725	
Education	95,407			
Urban redevelopment and housing			2,973,838	
Conservation and development	252,080			
Economic development and assistance	1,575,308		10,848,390	
Debt service:				
Principal retirement				
Interest and fiscal charges				
Bond issuance cost				
Capital outlay	327,323	546,382	335,148	580,038
Intergovernmental				
Total expenditures	<u>21,094,930</u>	<u>16,283,160</u>	<u>24,733,881</u>	<u>7,063,881</u>
Excess (deficiency) of revenues over expenditures	<u>7,923,661</u>	<u>(814,800)</u>	<u>(1,132,964)</u>	<u>(559,173)</u>
<b>Other Financing Sources (Uses)</b>				
Public improvement bond proceeds				
Bond premium				
Bond discount				
Transfers in	2,848,836	1,654,440	1,607,760	1,220,000
Transfers out	(11,188,938)	(514,958)		
Proceeds of capital asset dispositions	37,355	24,427	4,738	25,152
Total other financing sources (uses)	<u>(8,302,747)</u>	<u>1,163,909</u>	<u>1,612,498</u>	<u>1,245,152</u>
<b>Net Change in Fund Balances</b>	<b>(379,086)</b>	<b>349,109</b>	<b>479,534</b>	<b>685,979</b>
<b>Fund Balances</b>				
Beginning of year	<u>14,426,261</u>	<u>3,639,528</u>	<u>4,339,531</u>	<u>2,630,409</u>
End of year	<u>\$ 14,047,175</u>	<u>\$ 3,988,637</u>	<u>\$ 4,819,065</u>	<u>\$ 3,316,388</u>

See notes to financial statements.

Drainage Maintenance Fund	Terrebonne Levee & Conservation District Fund	Capital Projects Fund	Other Governmental Funds	Total Governmental Funds
\$ 12,541,466	\$ 6,489,521	\$ 5,277	\$ 20,352,682	\$ 71,028,983
180,413		16,690,102	1,963,849	4,201,367
59,576			299,156	53,481,155
(57,726)	(89,481)	(474,860)	3,612,123	1,216,183
			(221,604)	4,280,476
<u>12,723,729</u>	<u>6,400,040</u>	<u>16,220,519</u>	<u>26,006,206</u>	<u>135,943,070</u>
300,188		31,706	6,293,622	19,772,987
	12,300,346	387	2,910,194	37,844,243
9,234,275		354,430	3,592,230	19,780,415
		188,957	5,249,789	12,466,424
			1,617,853	3,851,846
				95,407
				2,973,838
		13,171		252,080
				12,436,869
			5,315,000	5,315,000
			4,848,321	4,848,321
		84,170		84,170
638,608		24,443,719	7,798	26,879,016
		7,172,644		7,172,644
<u>10,173,071</u>	<u>12,300,346</u>	<u>32,289,184</u>	<u>29,834,807</u>	<u>153,773,260</u>
<u>2,550,658</u>	<u>(5,900,306)</u>	<u>(16,068,665)</u>	<u>(3,828,601)</u>	<u>(17,830,190)</u>
		11,275,000		11,275,000
		54,613		54,613
		(78,925)		(78,925)
50,000		12,900,748	11,196,683	31,478,467
(2,515,000)	(3,306,988)	(2,018,439)	(8,460,522)	(28,004,845)
24,761			1,420	117,853
<u>(2,440,239)</u>	<u>(3,306,988)</u>	<u>22,132,997</u>	<u>2,737,581</u>	<u>14,842,163</u>
110,419	(9,207,294)	6,064,332	(1,091,020)	(2,988,027)
<u>6,915,110</u>	<u>19,791,402</u>	<u>56,813,010</u>	<u>26,597,449</u>	<u>135,152,700</u>
<u>\$ 7,025,529</u>	<u>\$ 10,584,108</u>	<u>\$ 62,877,342</u>	<u>\$ 25,506,429</u>	<u>\$ 132,164,673</u>



**RECONCILIATION OF THE STATEMENT OF REVENUES,  
EXPENDITURES AND CHANGES IN FUND BALANCES OF  
GOVERNMENTAL FUNDS TO THE STATEMENT OF ACTIVITIES**

**Terrebonne Parish Consolidated Government**

For the year ended December 31, 2013

**Net Change in Fund Balance - Total Governmental Funds** \$ (2,988,027)

Amounts reported for governmental activities in the statement of activities are different because:

Governmental funds report capital outlays as expenditures. However, in the statement of activities, the cost of those assets is allocated over their estimated useful lives and reported as depreciation expense.

Capital outlay	\$ 26,879,016	
Depreciation expense	<u>(11,411,522)</u>	15,467,494

The net effect of various miscellaneous transactions involving capital assets, such as sales, trade-ins and donations, is to increase net position.

Donated capital assets	1,394,618	
Other adjustments and transactions	<u>(27,853)</u>	1,366,765

Some revenues reported in the statement of activities do not provide current financial resources and therefore are not reported as revenues in the governmental funds.

Interest revenue		(107,623)
------------------	--	-----------

Revolving loan transactions are reported as revenue and expenditures in the governmental funds.

In the government-wide financial statements, these transactions are accounted for as increases/decreases in net position. 64,659

The issuance of long-term debt provides current financial resources to governmental funds, while the repayment of the principal of long-term debt consumes the current financial resources of governmental funds. Neither transaction, however has any effect on net position. Also, governmental funds report the effect of premiums, discounts and similar items when debt is first issued, whereas these amounts are deferred and amortized in the statement of activities.

Principal payments	5,315,000	
Public improvement bonds issued	(11,275,000)	
Premiums on bonds issued	(54,613)	
Discounts on bonds issued	<u>78,925</u>	(5,935,688)

Some expenditures and other financing uses are reported in the governmental fund which do not effect net position.

Increase in net pension asset		75,702
-------------------------------	--	--------

Some expenses reported in the statement of activities do not require the use of current financial resources and, therefore, are not reported as expenditures in the governmental funds.

Amortization of bond (discounts) premiums	(1,138)	
Increase in accrued interest expense	(63,221)	
Other postemployment benefits obligations	(1,896,252)	
Increase in compensated absences payable	<u>(18,784)</u>	(1,979,395)

Internal service funds are used by management to charge the costs of certain activities, such as insurance, human resources, purchasing, information systems and fleet maintenance to individual funds. The net revenue (expense) of the internal service funds is reported with governmental activities.

3,318,483

**Change in Net Position of Governmental Activities**

\$ 9,282,370

See notes to financial statements.

**STATEMENT OF REVENUES, EXPENDITURES AND CHANGES IN FUND BALANCES - BUDGET AND ACTUAL  
GENERAL FUND**

**Terrebonne Parish Consolidated Government**

For the year ended December 31, 2013

Revenues	Budgeted Amounts		Actual	Variance with Final Budget Positive (Negative)
	Original	Final		
<b>Taxes:</b>				
Ad valorem	\$ 2,204,370	\$ 2,204,370	\$ 2,272,391	\$ 68,021
Franchise	1,336,000	1,336,000	1,469,029	133,029
Sales and use	7,611,000	7,611,000	8,765,898	1,154,898
	<u>11,151,370</u>	<u>11,151,370</u>	<u>12,507,318</u>	<u>1,355,948</u>
<b>Licenses and permits:</b>				
Insurance licenses	450,000	450,000	534,693	84,693
Occupational licenses	1,140,000	1,140,000	1,185,774	45,774
Beer and liquor permits	57,500	57,500	59,734	2,234
Building permits	954,500	1,027,872	1,127,847	99,975
Plumbing permits	8,000	8,000	5,125	(2,875)
Electric permits	96,300	109,825	111,850	2,025
Parade permits	2,600	2,600	2,500	(100)
Other	34,475	43,425	44,316	891
	<u>2,743,375</u>	<u>2,839,222</u>	<u>3,071,839</u>	<u>232,617</u>
<b>Intergovernmental:</b>				
<b>Federal Government:</b>				
FEMA reimbursement		959,293	197,916	(761,377)
CDGB		127,674	55,928	(71,746)
Local Government Assistance Program		119,416	120,569	1,153
Dept of Natural Resources	35,260	35,260	35,260	
Office of Emergency Preparedness	40,000	231,951	245,187	13,236
<b>State of Louisiana:</b>				
Supplemental pay	68,400	68,400	80,606	12,206
Mineral royalties	5,000,000	5,000,000	5,583,113	583,113
Severance taxes	923,000	923,000	971,427	48,427
Revenue sharing	65,000	65,000	64,454	(546)
State beer tax	150,000	150,000	146,755	(3,245)
Hotel/motel tax		225,000	225,000	
Video draw poker	2,400,000	2,400,000	2,491,419	91,419
Louisiana Land Trust		139,057	743	(138,314)
Other			10,000	10,000
<b>Local Government</b>				
Terrebonne Parish Sheriff	587,375	587,375	777,419	190,044
	<u>9,269,035</u>	<u>11,031,426</u>	<u>11,005,796</u>	<u>(25,630)</u>
<b>Charges for services:</b>				
Grass cutting fees	50,000	50,000	247,912	197,912
Sale of miscellaneous services and items	4,500	4,500	6,208	1,708
Animal shelter fees	60,000	60,000	96,402	36,402
Waterlife museum fees	11,000	26,000	23,833	(2,167)
Charges for services	165,800	167,547	275,774	108,227
Other	17,000	17,058	26,838	9,780
	<u>308,300</u>	<u>325,105</u>	<u>676,967</u>	<u>351,862</u>
<b>Fines and forfeitures:</b>				
Criminal court fees	86,000	86,000	86,146	146
Commissions on garnishments	110,000	110,000	130,318	20,318
Court fines	284,600	284,600	285,992	1,392
Other	6,000	6,000	62,185	56,185
	<u>486,600</u>	<u>486,600</u>	<u>564,641</u>	<u>78,041</u>
<b>Miscellaneous:</b>				
Investment earnings	21,050	21,050	11,428	(9,622)
Rent	461,920	461,920	581,354	119,434
Mineral royalties	30,000	30,000	515,143	485,143
Other	50,000	58,785	84,105	25,320
	<u>562,970</u>	<u>571,755</u>	<u>1,192,030</u>	<u>620,275</u>
<b>Total revenues</b>	<u>24,521,650</u>	<u>26,405,478</u>	<u>29,018,591</u>	<u>2,613,113</u>

See notes to financial statements.



**STATEMENT OF REVENUES, EXPENDITURES AND CHANGES IN FUND BALANCES - BUDGET AND ACTUAL  
GENERAL FUND**

**Terrebonne Parish Consolidated Government**

For the year ended December 31, 2013

Expenditures	Budgeted Amounts		Actual	Variance with Final Budget Positive (Negative)
	Original	Final		
Current:				
<b>GENERAL GOVERNMENT</b>				
<b>Legislative</b>				
Parish Council:				
Personal services	\$ 190,983	\$ 190,983	\$ 179,828	\$ 11,155
Supplies and materials	26,050	26,050	18,705	7,345
Other services and charges	130,801	130,801	40,490	90,311
Repairs and maintenance	6,100	6,100	1,169	4,931
Allocated expenditures - services performed for other departments	(293,766)	(293,766)	(177,252)	(116,514)
	<u>60,168</u>	<u>60,168</u>	<u>62,940</u>	<u>(2,772)</u>
Council Clerk:				
Personal services	317,853	317,853	307,865	9,988
Supplies and materials	31,800	31,800	5,885	25,915
Other services and charges	31,440	31,440	19,971	11,469
Repairs and maintenance	3,300	3,300	10	3,290
Allocated expenditures - services performed for other departments	(309,436)	(349,120)	(249,475)	(99,645)
	<u>74,957</u>	<u>35,273</u>	<u>84,256</u>	<u>(48,983)</u>
Legislative - Other:				
Supplies and materials	75,000	75,000	10,000	65,000
Other services and charges	287,064	287,064	240,062	47,002
Allocated expenditures - services performed for other departments	(284,220)	(284,220)	(186,643)	(97,577)
	<u>77,844</u>	<u>77,844</u>	<u>63,419</u>	<u>14,425</u>
Total Legislative	<u>212,969</u>	<u>173,285</u>	<u>210,615</u>	<u>(37,330)</u>
<b>Judicial</b>				
City Court:				
Personal services	834,457	834,457	829,145	5,312
Supplies and materials	100	100	2,143	(2,043)
Other services and charges	23,399	23,399	26,454	(3,055)
	<u>857,956</u>	<u>857,956</u>	<u>857,742</u>	<u>214</u>
District Court:				
Personal services	487,368	487,368	506,990	(19,622)
Supplies and materials	25,000	25,000	18,542	6,458
Other services and charges	119,543	119,543	125,568	(6,025)
Repairs and maintenance	4,000	4,000	20	3,980
	<u>635,911</u>	<u>635,911</u>	<u>651,120</u>	<u>(15,209)</u>

See notes to financial statements.

**STATEMENT OF REVENUES, EXPENDITURES AND CHANGES IN FUND BALANCES - BUDGET AND ACTUAL  
GENERAL FUND**

**Terrebonne Parish Consolidated Government**

For the year ended December 31, 2013

	Budgeted Amounts		Actual	Variance with Final Budget Positive (Negative)
	Original	Final		
<b>Expenditures (Continued):</b>				
Current (Continued):				
<b>GENERAL GOVERNMENT (Continued):</b>				
<b>Judicial (Continued):</b>				
District Attorney:				
Personal services	\$ 843,980	\$ 843,980	\$ 823,706	\$ 20,274
Other services and charges	16,300	16,300	17,188	(888)
	<u>860,280</u>	<u>860,280</u>	<u>840,894</u>	<u>19,386</u>
Clerk of Court:				
Supplies and materials	80,000	80,000	78,781	1,219
Other services and charges	77,450	77,450	76,279	1,171
	<u>157,450</u>	<u>157,450</u>	<u>155,060</u>	<u>2,390</u>
Ward Courts:				
Personal services	361,299	361,299	369,212	(7,913)
Other services and charges	14,900	14,900	15,715	(815)
	<u>376,199</u>	<u>376,199</u>	<u>384,927</u>	<u>(8,728)</u>
City Marshal:				
Personal services	737,763	737,763	736,328	1,435
Supplies and materials	39,300	47,644	32,344	15,300
Other services and charges	89,300	89,300	85,413	3,887
Repairs and Maintenance	11,300	11,300	6,063	5,237
Allocated expenditures for services performed by other departments	7,375	7,375	8,620	(1,245)
	<u>885,038</u>	<u>893,382</u>	<u>868,768</u>	<u>24,614</u>
Judicial - Other:				
Other services and charges	105,000	105,000	84,543	20,457
	<u>3,877,834</u>	<u>3,886,178</u>	<u>3,843,054</u>	<u>43,124</u>
<b>Executive</b>				
Personal services	514,725	514,725	525,269	(10,544)
Supplies and materials	22,900	21,700	15,830	5,870
Other services and charges	83,729	84,929	67,716	17,213
Repairs and maintenance	3,300	3,300	490	2,810
Allocated expenditures - services performed for other departments	(499,723)	(499,723)	(449,641)	(50,082)
	<u>124,931</u>	<u>124,931</u>	<u>159,664</u>	<u>(34,733)</u>
<b>Elections</b>				
Personal services	162,689	162,689	145,054	17,635
Supplies and materials	4,000	4,000	1,107	2,893
Other services and charges	39,440	39,440	44,482	(5,042)
Repairs and maintenance	500	500	455	45
	<u>206,629</u>	<u>206,629</u>	<u>191,098</u>	<u>15,531</u>

See notes to financial statements.

**STATEMENT OF REVENUES, EXPENDITURES AND CHANGES IN FUND BALANCES - BUDGET AND ACTUAL  
GENERAL FUND**

Exhibit 7  
(Continued)

**Terrebonne Parish Consolidated Government**

For the year ended December 31, 2013

	Budgeted Amounts		Actual	Variance with Final Budget Positive (Negative)
	Original	Final		
<b>Expenditures (Continued):</b>				
Current (continued):				
<b>GENERAL GOVERNMENT (Continued):</b>				
<b>General and Financial Administration</b>				
Finance:				
Personal services	\$ 1,049,689	\$ 1,049,689	\$ 998,146	\$ 51,543
Supplies and materials	41,325	41,325	39,126	2,199
Other services and charges	45,405	44,105	37,358	6,747
Repairs and maintenance	4,200	5,500	5,035	465
Allocated expenditures - services performed for other departments	<u>(887,656)</u>	<u>(887,656)</u>	<u>(609,590)</u>	<u>(278,066)</u>
	<u>252,963</u>	<u>252,963</u>	<u>470,075</u>	<u>(217,112)</u>
Customer Service:				
Personal services	886,567	664,474	713,013	(48,539)
Supplies and materials	108,850	92,950	66,286	26,664
Other services and charges	214,600	457,983	488,264	(30,281)
Repairs and maintenance	9,970	4,580	2,389	2,191
Allocated expenditures - services performed for other departments	<u>(1,195,587)</u>	<u>(1,195,587)</u>	<u>(1,260,913)</u>	<u>65,326</u>
	<u>24,400</u>	<u>24,400</u>	<u>9,039</u>	<u>15,361</u>
Legal Services:				
Personal services	74,689	74,689	75,347	(658)
Supplies and materials	7,200	7,200	7,172	28
Other services and charges	152,000	152,464	128,587	23,877
	<u>233,889</u>	<u>234,353</u>	<u>211,106</u>	<u>23,247</u>
<b>Total General and Financial Administration</b>	<u>511,252</u>	<u>511,716</u>	<u>690,220</u>	<u>(178,504)</u>
<b>General</b>				
Planning and Zoning:				
Personal services	1,112,987	1,109,006	1,116,622	(7,616)
Supplies and materials	39,500	39,065	41,524	(2,459)
Other services and charges	1,246,651	2,141,999	1,733,307	408,692
Repairs and maintenance	2,100	2,100	642	1,458
	<u>2,401,238</u>	<u>3,292,170</u>	<u>2,892,095</u>	<u>400,075</u>
Government Buildings:				
Personal services	591,270	591,270	580,420	10,850
Supplies and materials	38,150	38,150	30,941	7,209
Other services and charges	1,472,087	1,482,284	1,331,224	151,060
Repairs and maintenance	280,200	456,433	284,644	171,789
	<u>2,381,707</u>	<u>2,568,137</u>	<u>2,227,229</u>	<u>340,908</u>
Janitorial Services:				
Personal services	22,800	22,800	18,524	4,276
Supplies and materials	30,500	30,500	26,732	3,768
Other services and charges	225,100	225,100	253,314	(28,214)
	<u>278,400</u>	<u>278,400</u>	<u>298,570</u>	<u>(20,170)</u>

See notes to financial statements.

**STATEMENT OF REVENUES, EXPENDITURES AND CHANGES IN FUND BALANCES - BUDGET AND ACTUAL  
GENERAL FUND**

**Terrebonne Parish Consolidated Government**

For the year ended December 31, 2013

	Budgeted Amounts		Actual	Variance with Final Budget Positive (Negative)
	Original	Final		
<b>Expenditures (Continued):</b>				
Current (continued):				
<b>GENERAL GOVERNMENT (Continued):</b>				
<b>General (continued):</b>				
Animal Shelter:				
Personal services	\$ 475,452	\$ 475,452	\$ 465,884	\$ 9,568
Supplies and materials	112,350	112,350	119,159	(6,809)
Other services and charges	169,325	170,325	158,930	11,395
Repairs and maintenance	14,900	14,900	9,141	5,759
	<u>772,027</u>	<u>773,027</u>	<u>753,114</u>	<u>19,913</u>
General - Other:				
Other services and charges	1,020,055	1,020,055	1,265,283	(245,228)
Total General	<u>6,853,427</u>	<u>7,931,789</u>	<u>7,436,291</u>	<u>495,498</u>
Total General Government	<u>11,787,042</u>	<u>12,834,528</u>	<u>12,530,942</u>	<u>303,586</u>
<b>PUBLIC SAFETY</b>				
Coroner:				
Other services and charges	762,087	781,899	772,008	9,891
Emergency Preparedness:				
Personal services	200,387	200,387	196,261	4,126
Supplies and materials	23,800	216,952	49,190	167,762
Other services and charges	184,602	211,619	176,967	34,652
Repairs and maintenance	6,175	3,926	4,395	(469)
	<u>414,964</u>	<u>632,884</u>	<u>426,813</u>	<u>206,071</u>
Parish Prisoners:				
Personal services	1,026,610	1,026,610	963,655	62,955
Supplies and materials	378,760	349,360	314,841	34,519
Other services and charges	1,729,290	1,796,158	1,773,430	22,728
Repairs and maintenance	210,350	214,615	139,367	75,248
Allocated expenditures for services performed by other departments:	27,425	27,425	32,948	(5,523)
	<u>3,372,435</u>	<u>3,414,168</u>	<u>3,224,241</u>	<u>189,927</u>
Total Public Safety	<u>4,549,486</u>	<u>4,828,951</u>	<u>4,423,062</u>	<u>405,889</u>
<b>STREETS AND DRAINAGE</b>				
Service Center Administration:				
Personal services	652,466	652,466	493,579	158,887
Supplies and materials	56,500	56,500	18,329	38,171
Other services and charges	314,808	289,808	87,601	202,207
Repairs and maintenance	9,200	76,900	19,048	57,852
Allocated expenditures - services performed for other departments:	(836,709)	(836,709)	(502,920)	(333,789)
	<u>196,265</u>	<u>238,965</u>	<u>115,637</u>	<u>123,328</u>
Total Streets and Drainage	<u>196,265</u>	<u>238,965</u>	<u>115,637</u>	<u>123,328</u>
<b>HEALTH AND WELFARE</b>				
Other services and charges	847,351	1,230,092	1,172,860	57,232

See notes to financial statements.

**STATEMENT OF REVENUES, EXPENDITURES AND CHANGES IN FUND BALANCES - BUDGET AND ACTUAL  
GENERAL FUND**

**Terrebonne Parish Consolidated Government**

For the year ended December 31, 2013

	Budgeted Amounts		Actual	Variance with Final Budget Positive (Negative)
	Original	Final		
<b>Expenditures (Continued):</b>				
Current (continued):				
<b>CULTURE AND RECREATION</b>				
Waterlife Museum:				
Personal services	\$ 34,541	\$ 34,541	\$ 42,910	\$ (8,369)
Supplies and materials	3,950	3,950	1,987	1,963
Other services and charges	44,444	44,444	42,272	2,172
Repairs and maintenance	9,500	9,500	3,211	6,289
	<u>92,435</u>	<u>92,435</u>	<u>90,380</u>	<u>2,055</u>
Non-District Recreation:				
Personal services	153,787	153,787	120,376	33,411
Supplies and materials	16,160	17,541	9,312	8,229
Other services and charges	294,290	294,290	306,654	(12,364)
Repairs and maintenance	66,000	76,150	50,186	25,964
Allocated expenditures for services performed by other departments:	<u>15,560</u>	<u>15,560</u>	<u>25,403</u>	<u>(9,843)</u>
	<u>545,797</u>	<u>557,328</u>	<u>511,931</u>	<u>45,397</u>
<b>Total Culture and Recreation</b>	<u>638,232</u>	<u>649,763</u>	<u>602,311</u>	<u>47,452</u>
<b>EDUCATION</b>				
Other services and charges	<u>118,600</u>	<u>118,600</u>	<u>95,407</u>	<u>23,193</u>
<b>CONSERVATION AND DEVELOPMENT</b>				
Office of Coastal Restoration:				
Personal services	206,285	206,285	210,238	(3,953)
Supplies and materials	12,750	12,750	2,534	10,216
Other services and charges	81,267	105,538	38,822	66,716
Repairs and maintenance	1,450	1,450	48	1,402
Allocated expenditures for services performed by other departments:			<u>438</u>	<u>(438)</u>
<b>Total Conservation and Development</b>	<u>301,752</u>	<u>326,023</u>	<u>252,080</u>	<u>73,943</u>
<b>ECONOMIC DEVELOPMENT AND ASSISTANCE</b>				
Economic Development - other:				
Other services and charges	<u>944,395</u>	<u>1,218,942</u>	<u>1,209,207</u>	<u>9,735</u>
Housing and Human Services:				
Personal services	268,793	268,793	274,070	(5,277)
Supplies and materials	18,899	18,899	18,994	(95)
Other services and charges	77,717	216,774	73,037	143,737
Repairs and maintenance	1,600	1,600		1,600
	<u>367,009</u>	<u>506,066</u>	<u>366,101</u>	<u>139,965</u>
<b>Total Economic Development and Assistance</b>	<u>1,311,404</u>	<u>1,725,008</u>	<u>1,575,308</u>	<u>149,700</u>
Capital Outlay	<u>356,620</u>	<u>1,492,534</u>	<u>327,323</u>	<u>1,165,211</u>
<b>Total expenditures by function</b>	<u>20,106,752</u>	<u>23,444,464</u>	<u>21,094,930</u>	<u>2,349,534</u>
Excess of revenues over expenditures	<u>4,414,898</u>	<u>2,961,014</u>	<u>7,923,661</u>	<u>4,962,647</u>

See notes to financial statements.

**STATEMENT OF REVENUES, EXPENDITURES AND CHANGES IN FUND BALANCES - BUDGET AND ACTUAL  
GENERAL FUND**

**Terrebonne Parish Consolidated Government**

For the year ended December 31, 2013

	Budgeted Amounts		Actual	Variance with Final Budget Positive (Negative)
	Original	Final		
<b>Other Financing Sources (Uses)</b>				
Transfers in:				
Debt Service Fund			\$ 437	\$ 437
Utilities Fund	\$ 2,299,158	\$ 2,299,158	2,299,158	
Sanitation Maintenance Fund	549,241	549,241	549,241	
Proceeds of capital asset dispositions			37,355	37,355
Total transfers in	<u>2,848,399</u>	<u>2,848,399</u>	<u>2,886,191</u>	<u>37,792</u>
Transfers out:				
Public Safety Fund	(1,800,000)	(1,654,440)	(1,654,440)	
Grant Fund	(1,077,397)	(1,077,397)	(1,077,397)	
Road and Bridge Maintenance Fund	(1,045,000)	(1,045,000)	(1,045,000)	
Capital Projects Fund	(3,658,475)	(3,786,181)	(3,786,181)	
Terrebonne Juvenile Detention Fund	(1,248,348)	(1,248,348)	(1,248,348)	
Mental Health Fund	(47,310)	(47,310)	(47,310)	
Criminal Court Fund	(1,458,111)	(1,458,111)	(1,458,111)	
Civic Center Fund	(872,151)	(872,151)	(872,151)	
Total transfers out	<u>(11,206,792)</u>	<u>(11,188,938)</u>	<u>(11,188,938)</u>	
Total other financing uses	<u>(8,358,393)</u>	<u>(8,340,539)</u>	<u>(8,302,747)</u>	<u>37,792</u>
<b>Net Change in Fund Balances</b>	<b>(3,943,495)</b>	<b>(5,379,525)</b>	<b>(379,086)</b>	<b>5,000,439</b>
<b>Fund Balance</b>				
Beginning of year	<u>13,860,447</u>	<u>14,426,261</u>	<u>14,426,261</u>	
End of year	<u>\$ 9,916,952</u>	<u>\$ 9,046,736</u>	<u>\$ 14,047,175</u>	<u>\$ 5,000,439</u>

See notes to financial statements.

**STATEMENT OF REVENUES, EXPENDITURES AND CHANGES IN FUND BALANCES - BUDGET AND ACTUAL  
PUBLIC SAFETY FUND**

**Terrebonne Parish Consolidated Government**

For the year ended December 31, 2013

	Budgeted Amounts		Actual	Variance with Final Budget Positive (Negative)
	Original	Final		
<b>Revenues</b>				
Taxes:				
Ad valorem	\$ 4,017,585	\$ 4,017,585	\$ 4,067,185	\$ 49,600
Sales and use	7,389,000	7,389,000	8,543,898	1,154,898
Other	65,000	65,000	32,119	(32,881)
Licenses and permits:				
Insurance licenses	850,000	850,000	873,566	23,566
Occupational licenses	220,000	220,000	234,951	14,951
Beer and liquor permits	21,300	21,300	21,011	(289)
Intergovernmental:				
Federal Government:				
L.HSC Year Long Program		72,981	86,312	13,331
COPS Universal Hiring Program		460,912	185,879	(275,033)
State of Louisiana:				
Law enforcement grants			4,983	4,983
Local Government Assistance Program		145,560	145,560	
Supplemental pay	822,000	822,000	799,659	(22,341)
Fire insurance tax	111,000	111,000	135,983	24,983
L.CLE Electronic Equipment		187,220		(187,220)
Fines and forfeitures - court fines	137,200	137,200	103,712	(33,488)
Miscellaneous:				
Interest Earned	25,000	25,000	1,616	(23,384)
Other	160,000	161,800	231,926	70,126
<b>Total revenues</b>	<b>13,818,085</b>	<b>14,686,558</b>	<b>15,468,360</b>	<b>781,802</b>
<b>Expenditures</b>				
Current:				
General government:				
General - other:				
Other services and charges	182,460	182,460	192,608	(10,148)
Ad valorem tax deductions	285,000	285,000	312,700	(27,700)
Ad valorem tax adjustment	25,000	25,000	111,221	(86,221)
<b>Total general government</b>	<b>492,460</b>	<b>492,460</b>	<b>616,529</b>	<b>(124,069)</b>
Public safety:				
Police:				
Personal services	7,709,847	8,214,874	7,744,695	470,179
Supplies and materials	338,602	401,003	323,483	77,520
Other services and charges	884,447	873,494	910,117	(36,623)
Repairs and maintenance	103,697	113,700	101,082	12,618
	<b>9,036,593</b>	<b>9,603,071</b>	<b>9,079,377</b>	<b>523,694</b>
Fire:				
Personal services	5,271,154	5,271,154	5,370,937	(99,783)
Supplies and materials	204,850	204,850	165,374	39,476
Other services and charges	249,325	250,834	190,278	60,556
Repairs and maintenance	104,200	104,200	88,034	16,166
	<b>5,829,529</b>	<b>5,831,038</b>	<b>5,814,623</b>	<b>16,415</b>

See notes to financial statements.

**STATEMENT OF REVENUES, EXPENDITURES AND CHANGES IN FUND BALANCES - BUDGET AND ACTUAL  
PUBLIC SAFETY FUND**

**Terrebonne Parish Consolidated Government**

For the year ended December 31, 2013

	Budgeted Amounts		Actual	Variance with Final Budget Positive (Negative)
	Original	Final		
<b>Expenditures (Continued):</b>				
Current (Continued):				
Public safety (Continued):				
Allocated expenditures for service performed by other departments:				
Parish council	\$ 18,000	\$ 18,000	\$ 17,222	\$ 778
Council clerk	20,000	20,000	24,239	(4,239)
Legislative - other	16,000	16,000	18,134	(2,134)
Parish president	36,000	36,000	43,687	(7,687)
Finance	24,000	24,000	25,694	(1,694)
Customer service	87,000	87,000	97,273	(10,273)
	<u>201,000</u>	<u>201,000</u>	<u>226,249</u>	<u>(25,249)</u>
Total public safety	<u>15,067,122</u>	<u>15,635,109</u>	<u>15,120,249</u>	<u>514,860</u>
Capital outlay	<u>885,883</u>	<u>1,951,280</u>	<u>546,382</u>	<u>1,404,898</u>
Total expenditures	<u>16,445,465</u>	<u>18,078,849</u>	<u>16,283,160</u>	<u>1,795,689</u>
Deficiency of revenues over expenditures	<u>(2,627,380)</u>	<u>(3,392,291)</u>	<u>(814,800)</u>	<u>2,577,491</u>
<b>Other Financing Sources (Uses)</b>				
Transfers in:				
General Fund	1,800,000	1,654,440	1,654,440	
Transfers out:				
Debt Service Fund	(514,958)	(514,958)	(514,958)	
Proceeds of capital asset dispositions			24,427	24,427
Total other financing sources	<u>1,285,042</u>	<u>1,139,482</u>	<u>1,163,909</u>	<u>24,427</u>
<b>Net Change in Fund Balances</b>	<u>(1,342,338)</u>	<u>(2,252,809)</u>	<u>349,109</u>	<u>2,601,918</u>
<b>Fund Balance</b>				
Beginning of year	<u>2,298,378</u>	<u>3,639,528</u>	<u>3,639,528</u>	
End of year	<u>\$ 956,040</u>	<u>\$ 1,386,719</u>	<u>\$ 3,988,637</u>	<u>\$ 2,601,918</u>

See notes to financial statements.



**STATEMENT OF REVENUES, EXPENDITURES AND CHANGES IN FUND BALANCES - BUDGET AND ACTUAL  
GRANT FUND**

**Terrebonne Parish Consolidated Government**

For the year ended December 31, 2013

	Budgeted Amounts		Actual	Variance with Final Budget Positive (Negative)
	Original	Final		
<b>Revenues</b>				
Intergovernmental:				
Federal Government - grants	\$ 7,807,601	\$ 73,859,968	\$ 19,622,227	\$ (54,237,741)
State of Louisiana - grants	285,000	2,675,615	2,660,392	(15,223)
Charges for services	130,000	219,923	180,484	(39,439)
Miscellaneous:				
Interest earned	7,000		12,405	12,405
Other	139,604	218,748	199,081	(19,667)
Principal repayments	65,000	40,000	82,865	42,865
Citizen participation		3,309,509	843,463	(2,466,046)
Total revenues	<u>8,434,205</u>	<u>80,323,763</u>	<u>23,600,917</u>	<u>(56,722,846)</u>
<b>Expenditures</b>				
Current:				
Public safety:				
Personal services	1,255,830	2,046,632	1,033,766	1,012,866
Supplies and materials	407,999	936,300	317,080	619,220
Other services and charges	570,297	2,120,241	1,569,509	550,732
Repairs and maintenance	99,420	250,069	169,650	80,419
Total public safety	<u>2,333,546</u>	<u>5,353,242</u>	<u>3,090,005</u>	<u>2,263,237</u>
Health and welfare:				
Personal services	2,023,695	2,026,390	1,998,012	28,378
Supplies and materials	90,507	223,442	226,635	(3,193)
Other services and charges	3,816,773	3,836,515	3,805,315	31,200
Repairs and maintenance	17,390	17,390	13,813	3,577
Total health and welfare	<u>5,948,365</u>	<u>6,103,737</u>	<u>6,043,775</u>	<u>59,962</u>
Culture and Recreation:				
Other services and charges		1,439,710	1,442,725	(3,015)
Urban redevelopment and housing:				
Personal services	30,680	28,342	24,195	4,147
Supplies and materials	100	100	103	(3)
Other services and charges	302,463	6,970,091	2,949,531	4,020,560
Repairs and maintenance			9	(9)
Total urban redevelopment and housing	<u>333,243</u>	<u>6,998,533</u>	<u>2,973,838</u>	<u>4,024,695</u>
Economic development and assistance:				
Personal services	242,099	549,523	378,303	171,220
Supplies and materials	14,007	18,302	22,943	(4,641)
Other services and charges	493,339	45,682,797	10,447,144	35,235,653
Total economic development and assistance	<u>749,445</u>	<u>46,250,622</u>	<u>10,848,390</u>	<u>35,402,232</u>

See notes to financial statements.

**STATEMENT OF REVENUES, EXPENDITURES AND CHANGES IN FUND BALANCES - BUDGET AND ACTUAL  
GRANT FUND**

**Terrebonne Parish Consolidated Government**

For the year ended December 31, 2013

	Budgeted Amounts		Actual	Variance with Final Budget Positive (Negative)
	Original	Final		
<b>Expenditures (Continued):</b>				
Capital outlay	\$ 354	\$ 16,848,039	\$ 335,148	\$ 16,512,891
Total expenditures	9,364,953	82,993,883	24,733,881	58,260,002
Deficiency of revenues over expenditures	(930,748)	(2,670,120)	(1,132,964)	1,537,156
<b>Other Financing Sources</b>				
Operating transfer in:				
General Fund	1,077,397	1,077,397	1,077,397	
Civic Center Fund		513,363	513,363	
Information Systems Fund		17,000	17,000	
Proceeds of capital asset disposition			4,738	4,738
Total other financing sources	1,077,397	1,607,760	1,612,498	4,738
<b>Net Change in Fund Balances</b>	146,649	(1,062,360)	479,534	1,541,894
<b>Fund Balance</b>				
Beginning of year	2,320,177	4,339,531	4,339,531	
End of year	\$ 2,466,826	\$ 3,277,171	\$ 4,819,065	\$ 1,541,894

See notes to financial statements.

**STATEMENT OF REVENUES, EXPENDITURES AND CHANGES IN FUND BALANCES - BUDGET AND ACTUAL  
ROAD AND BRIDGE MAINTENANCE FUND**

**Terrebonne Parish Consolidated Government**

For the year ended December 31, 2013

	Budgeted Amounts		Actual	Variance with Final Budget Positive (Negative)
	Original	Final		
<b>Revenues</b>				
Taxes - sales and use	\$ 5,800,000	\$ 5,800,000	\$ 6,489,517	\$ 689,517
Intergovernmental:				
Federal Government - FEMA reimbursement		341,470		(341,470)
Miscellaneous:				
Investment earnings	31,978	31,979	843	(31,136)
Rent			2,800	2,800
Other			11,548	11,548
<b>Total revenues</b>	<u>5,831,978</u>	<u>6,173,449</u>	<u>6,504,708</u>	<u>331,259</u>
<b>Expenditures</b>				
Current:				
Streets and drainage:				
Personal services	3,472,198	3,472,198	3,521,916	(49,718)
Supplies and materials	412,400	425,100	437,604	(12,504)
Other services and charges	1,013,085	1,165,895	1,032,932	132,963
Repairs and maintenance	1,255,500	2,428,018	1,216,197	1,211,821
Allocated expenditures for services performed by other departments:				
Parish council	25,000	25,000	16,601	8,399
Council clerk	30,000	30,000	23,365	6,635
Legislative - other	20,000	20,000	17,480	2,520
Parish president	46,000	46,000	42,111	3,889
Finance	51,000	51,000	55,592	(4,592)
Customer service	95	95	100	(5)
Engineering	210,800	210,800	119,945	90,855
<b>Total streets and drainage</b>	<u>6,536,078</u>	<u>7,874,106</u>	<u>6,483,843</u>	<u>1,390,263</u>
Capital outlay	639,000	1,173,823	580,038	593,785
<b>Total expenditures</b>	<u>7,175,078</u>	<u>9,047,929</u>	<u>7,063,881</u>	<u>1,984,048</u>
<b>Deficiency of revenues over expenditures</b>	<u>(1,343,100)</u>	<u>(2,874,480)</u>	<u>(559,173)</u>	<u>2,315,307</u>
<b>Other Financing Sources (Uses)</b>				
Transfers in:				
General Fund	1,045,000	1,045,000	1,045,000	
Sales Tax Fund		175,000	175,000	
Proceeds of capital asset dispositions			25,152	25,152
<b>Total other financing sources</b>	<u>1,045,000</u>	<u>1,220,000</u>	<u>1,245,152</u>	<u>25,152</u>
<b>Net Change in Fund Balances</b>	<u>(298,100)</u>	<u>(1,654,480)</u>	<u>685,979</u>	<u>2,340,459</u>
<b>Fund Balance</b>				
Beginning of year	1,538,095	2,630,409	2,630,409	
End of year	<u>\$ 1,239,995</u>	<u>\$ 975,929</u>	<u>\$ 3,316,388</u>	<u>\$ 2,340,459</u>

See notes to financial statements.

**STATEMENT OF REVENUES, EXPENDITURES AND CHANGES IN FUND BALANCES - BUDGET AND ACTUAL**  
**DRAINAGE MAINTENANCE FUND**

**Terrebonne Parish Consolidated Government**

For the year ended December 31, 2013

	Budgeted Amounts		Actual	Variance with Final Budget Positive (Negative)
	Original	Final		
<b>Revenues</b>				
Taxes:				
Ad valorem	\$ 5,863,480	\$ 5,863,480	\$ 6,067,852	\$ 204,372
Sales and use	5,800,000	5,800,000	6,473,614	673,614
Intergovernmental:				
State of Louisiana:				
State revenue sharing	183,000	183,000	180,413	(2,587)
Charges for services	40,000	40,000	59,576	19,576
Miscellaneous:				
Investment earnings (loss)	5,000	5,000	(63,536)	(68,536)
Other			5,810	5,810
<b>Total revenues</b>	<b>11,891,480</b>	<b>11,891,480</b>	<b>12,723,729</b>	<b>832,249</b>
<b>Expenditures</b>				
Current:				
General government:				
Ad valorem tax deductions	195,755	195,755	201,375	(5,620)
Ad valorem tax adjustment	80,000	80,000	98,813	(18,813)
<b>Total general government</b>	<b>275,755</b>	<b>275,755</b>	<b>300,188</b>	<b>(24,433)</b>
Streets and drainage:				
Personal services	4,696,283	4,696,283	4,004,234	692,049
Supplies and materials	1,056,550	1,305,550	1,356,983	(51,433)
Other services and charges	2,776,200	2,776,200	2,368,802	407,398
Repairs and maintenance	1,380,000	1,450,238	878,161	572,077
Allocated expenditures for services performed by other departments:				
Parish council	39,850	39,850	31,900	7,950
Council clerk	44,412	44,412	44,900	(488)
Legislative - other	35,700	35,700	33,591	2,109
Parish president	79,000	79,000	80,925	(1,925)
Finance	74,300	74,300	64,219	10,081
Customer service	150	150	150	
Engineering	361,000	361,000	370,410	(9,410)
<b>Total streets and drainage</b>	<b>10,543,445</b>	<b>10,862,683</b>	<b>9,234,275</b>	<b>1,628,408</b>
Capital outlay	1,191,000	2,291,278	638,608	1,652,670
<b>Total expenditures</b>	<b>12,010,200</b>	<b>13,429,716</b>	<b>10,173,071</b>	<b>3,256,645</b>
Excess (deficiency) of revenues over expenditures	(118,720)	(1,538,236)	2,550,658	4,088,894
<b>Other Financing Sources (Uses)</b>				
Transfers in:				
Capital Projects Fund		50,000	50,000	
Transfers out:				
Capital Projects Fund	(2,515,000)	(2,515,000)	(2,515,000)	
Proceeds of capital asset dispositions			24,761	24,761
<b>Total other financing sources (uses)</b>	<b>(2,515,000)</b>	<b>(2,465,000)</b>	<b>(2,440,239)</b>	<b>24,761</b>
<b>Net Change in Fund Balances</b>	<b>(2,633,720)</b>	<b>(4,003,236)</b>	<b>110,419</b>	<b>4,113,655</b>
<b>Fund Balance</b>				
Beginning of year	4,132,102	6,915,110	6,915,110	
End of year	\$ 1,498,382	\$ 2,911,874	\$ 7,025,529	\$ 4,113,655

See notes to financial statements.

**STATEMENT OF REVENUES, EXPENDITURES AND CHANGES IN FUND BALANCES - BUDGET AND ACTUAL  
TERREBONNE LEVEE & CONSERVATION DISTRICT FUND**

**Terrebonne Parish Consolidated Government**

For the year ended December 31, 2013

	Budgeted Amounts		Actual	Variance with Final Budget Positive (Negative)
	Original	Final		
<b>Revenues</b>				
Taxes - sales tax	\$ 5,500,000	\$ 5,500,000	\$ 6,489,521	\$ 989,521
Miscellaneous - investment earnings (loss)	40,000	40,000	(89,481)	(129,481)
<b>Total revenues</b>	<u>5,540,000</u>	<u>5,540,000</u>	<u>6,400,040</u>	<u>860,040</u>
<b>Expenditures</b>				
Current:				
Public safety:				
Other services and charges	3,385,830	18,818,446	12,295,085	6,523,361
Allocated expenditures for services performed by other departments				
Parish council	5,900	5,900	24	5,876
Council clerk	6,550	6,550	34	6,516
Legislative - other	5,250	5,250	25	5,225
Parish president	11,600	11,600	61	11,539
Finance	6,100	6,100	5,093	1,007
Customer service	25	25	24	1
<b>Total Expenditures</b>	<u>3,421,255</u>	<u>18,853,871</u>	<u>12,300,346</u>	<u>6,553,525</u>
Excess (deficiency) of revenues over expenditures	<u>2,118,745</u>	<u>(13,313,871)</u>	<u>(5,900,306)</u>	<u>7,413,565</u>
<b>Other Financing Uses</b>				
Transfers out:				
Debt Service Fund	<u>(3,306,988)</u>	<u>(3,306,988)</u>	<u>(3,306,988)</u>	
<b>Total other financing uses</b>	<u>(3,306,988)</u>	<u>(3,306,988)</u>	<u>(3,306,988)</u>	
<b>Net Change in Fund Balances</b>	<u>(1,188,243)</u>	<u>(16,620,859)</u>	<u>(9,207,294)</u>	<u>7,413,565</u>
<b>Fund Balance</b>				
Beginning of year	<u>4,165,656</u>	<u>19,791,402</u>	<u>19,791,402</u>	
End of year	<u>\$ 2,977,413</u>	<u>\$ 3,170,543</u>	<u>\$ 10,584,108</u>	<u>\$ 7,413,565</u>

**STATEMENT OF NET POSITION**  
**PROPRIETARY FUNDS**

**Terrebonne Parish Consolidated Government**

December 31, 2013

	Business-type Activities - Enterprise Funds				Total	Governmental Activities Internal Service Funds
	Utilities Fund	Sewerage Fund	Sanitation Maintenance Fund	Civic Center Fund		
<b>ASSETS</b>						
<b>Current</b>						
Cash and cash equivalents	\$ 12,940,675	\$ 1,388,406	\$ 4,523,153	\$ 640,114	\$ 19,492,348	\$ 7,919,897
Investments	13,890,948		11,295,850		25,186,798	
Receivables (net, where applicable of uncollectibles) - accounts:						
Customers	2,300,972	667,597	646,334		3,614,903	
Unbilled utility sales	3,053,913	571,174			3,625,087	
Taxes			1,560,656		1,560,656	
Other	588,117	17,030	455,479	40,828	1,101,454	532,495
Due from other funds	5,269,911	2,000,000	583,417	459,597	8,312,925	17,431,818
Due from other governmental units	372,115	164,208	9,944,306	81,074	10,561,703	223,927
Inventories	13,655			6,067	19,722	2,000,859
Other current assets	1,938,546	30			1,938,576	677,365
Restricted:						
Cash and cash equivalents	1,081,303	2,394,677			3,475,980	
Investments		2,288,502			2,288,502	
Receivables - other		50,641			50,641	
Due from other funds		3,625,788			3,625,788	
Due from other governmental units		602,975			602,975	
<b>Total current assets</b>	<b>41,450,155</b>	<b>13,771,028</b>	<b>29,009,195</b>	<b>1,227,680</b>	<b>85,458,058</b>	<b>28,786,361</b>
<b>Noncurrent assets</b>						
<b>Capital Assets</b>						
Land	185,616	1,255,240	1,127,067	1,200,000	3,767,923	
Electric system and buildings	98,846,543				98,846,543	
Gas distribution system and buildings	30,483,768				30,483,768	
GIS	79,482				79,482	
Sewer system and buildings		122,038,036			122,038,036	
Landfill buildings and improvement			8,591,365		8,591,365	
Civic Center buildings and equipment				19,284,926	19,284,926	
Machinery, equipment and buildings	3,585,783		4,700,572		8,286,355	2,357,988
Construction in progress	635,396	11,265,074			11,900,470	72,796
<b>Total capital assets</b>	<b>133,816,588</b>	<b>134,558,350</b>	<b>14,419,004</b>	<b>20,484,926</b>	<b>303,278,868</b>	<b>2,430,784</b>
Less accumulated depreciation	(86,340,939)	(54,883,444)	(3,062,182)	(7,889,182)	(152,175,747)	(1,646,114)
<b>Net capital assets</b>	<b>47,475,649</b>	<b>79,674,906</b>	<b>11,356,822</b>	<b>12,595,744</b>	<b>151,103,121</b>	<b>784,670</b>
<b>Other</b>						
Investment in joint venture	1,103,465				1,103,465	
<b>Total noncurrent assets</b>	<b>48,579,114</b>	<b>79,674,906</b>	<b>11,356,822</b>	<b>12,595,744</b>	<b>152,206,586</b>	<b>784,670</b>
<b>Total assets</b>	<b>90,029,269</b>	<b>93,445,934</b>	<b>40,366,017</b>	<b>13,823,424</b>	<b>237,664,644</b>	<b>29,571,031</b>

See notes to financial statements.

**STATEMENT OF NET POSITION**  
**PROPRIETARY FUNDS**

**Terrebonne Parish Consolidated Government**

December 31, 2013

	Business-type Activities - Enterprise Funds					Governmental Activities Internal Service Funds
	Utilities Fund	Sewerage Fund	Sanitation Maintenance Fund	Civic Center Fund	Total	
<b>LIABILITIES</b>						
<b>Current</b>						
Payable from current assets:						
Accounts payable and accrued expenses	\$ 5,652,839	\$ 438,249	\$ 864,759	\$ 179,403	\$ 7,135,250	\$ 11,997,846
Liability for work completed on contracts	51,104	28,401			79,505	
Due to other funds	3,017,810	2,029,978	3,075,868	753,050	8,876,706	6,317,845
Due to other governmental units	48,687	408,284	558	92,704	550,233	385
Bonds Payable		794,000			794,000	
Landfill closure			138,000		138,000	
Compensated absences payable	126,626	105,700	27,829	43,933	304,088	154,163
<b>Total payable from current assets</b>	<b>8,897,066</b>	<b>3,804,612</b>	<b>4,107,014</b>	<b>1,069,090</b>	<b>17,877,782</b>	<b>18,470,239</b>
Payable from restricted assets:						
Accounts payable trade		24,642			24,642	
Customers' meter deposits	1,081,303				1,081,303	
Due to other funds		7,537,684			7,537,684	
Liability for work completed on contracts		518,757			518,757	
<b>Total payable from restricted assets</b>	<b>1,081,303</b>	<b>8,081,083</b>			<b>9,162,386</b>	
<b>Total current liabilities</b>	<b>9,978,369</b>	<b>11,885,695</b>	<b>4,107,014</b>	<b>1,069,090</b>	<b>27,040,168</b>	<b>18,470,239</b>
<b>Noncurrent Liabilities</b>						
Revenue bonds:						
Bonds payable		12,820,908			12,820,908	
Landfill Closure			1,384,445		1,384,445	
Compensated absences payable	60,548		14,550	20,404	95,502	69,710
Other postemployment benefit obligations	1,080,637	793,269	365,287	250,915	2,490,108	1,504,400
<b>Total noncurrent liabilities</b>	<b>1,141,185</b>	<b>13,614,177</b>	<b>1,764,282</b>	<b>271,319</b>	<b>16,790,963</b>	<b>1,574,110</b>
<b>Total liabilities</b>	<b>11,119,554</b>	<b>25,499,872</b>	<b>5,871,296</b>	<b>1,340,409</b>	<b>43,831,131</b>	<b>20,044,349</b>
<b>Deferred Inflows of Resources</b>			<b>9,974,005</b>		<b>9,974,005</b>	
<b>NET POSITION</b>						
Net investment in capital assets	47,475,649	66,059,998	11,356,822	12,595,744	137,488,213	784,671
Unrestricted	31,434,066	1,886,064	13,163,894	(112,729)	46,371,295	8,742,011
<b>Total net position</b>	<b>\$ 78,909,715</b>	<b>\$ 67,946,062</b>	<b>\$ 24,520,716</b>	<b>\$ 12,483,015</b>	<b>\$ 183,859,508</b>	<b>\$ 9,526,682</b>

See notes to financial statements.

**STATEMENT OF REVENUES, EXPENSES AND CHANGES IN FUND NET POSITION**  
**PROPRIETARY FUNDS**

**Terrebonne Parish Consolidated Government**

For the year ended December 31, 2013

	Business-type Activities - Enterprise Funds				Total	Governmental Activities Internal Service Funds
	Utilities Fund	Sewerage Fund	Sanitation Maintenance Fund	Civic Center Fund		
<b>Operating Revenues</b>						
Premiums						\$ 24,305,340
Revenues from sales and service charges	\$ 40,279,616	\$ 7,907,820	\$ 7,934,005	\$ 561,222	\$ 56,682,663	4,103,726
Other operating revenues	1,248,551	110,294	56,691	3,563	1,419,099	
Total operating revenues	41,528,167	8,018,114	7,990,696	564,785	58,101,762	28,409,066
<b>Operating Expenses</b>						
Insurance premiums						6,168,147
Claims						12,840,686
Personal services	3,124,422	2,498,594	821,396	1,010,227	7,454,639	3,364,206
Supplies and materials	294,970	557,148	314,729	105,935	1,272,782	159,564
Other services and charges	6,431,404	3,225,151	11,506,347	669,084	21,831,986	2,017,746
Repairs and maintenance						7,595
Energy purchases	22,905,640				22,905,640	
Depreciation	3,283,892	2,738,782	409,740	512,558	6,944,972	158,823
Allocated expenses - services performed: By other departments						359,476
Total operating expenses	36,040,328	9,019,675	13,052,212	2,297,804	60,410,019	25,076,243
Operating income (loss)	5,487,839	(1,001,561)	(5,061,516)	(1,733,019)	(2,308,257)	3,332,823
<b>Non-Operating Revenues (Expenses)</b>						
Investment earnings (loss)	(362,761)	(108,204)	(106,935)	1,351	(576,549)	(4,907)
Taxes			9,306,627	319,165	9,625,792	
Intergovernmental		3,326	318,187		321,513	
Interest and fiscal charges		(98,028)			(98,028)	
Gains on capital asset dispositions	20,738	62,428	36,740	6,745	126,651	7,567
Total non-operating revenues (expenses)	(342,023)	(140,478)	9,554,619	327,261	9,399,379	2,660
Income (loss) before transfers and contributions	5,145,816	(1,142,039)	4,493,103	(1,405,758)	7,091,122	3,335,483
<b>Transfers From Other Funds</b>						
General Fund				872,151	872,151	
Non-Major Funds	225,000				225,000	
Capital Projects Fund		1,546,829	68,160		1,614,989	
Total transfers from other funds	225,000	1,546,829	68,160	872,151	2,712,140	
<b>Transfer To Other Funds</b>						
General Fund	(2,299,158)		(549,241)		(2,848,399)	
Capital Projects Funds			(2,807,000)		(2,807,000)	
Grant Fund				(513,363)	(513,363)	(17,000)
Total transfers to other funds	(2,299,158)		(3,356,241)	(513,363)	(6,168,762)	(17,000)
<b>Capital Contributions</b>		66,841			66,841	
<b>Change in Net Position</b>	3,071,658	471,631	1,205,022	(1,046,970)	3,701,341	3,318,483
<b>Net Position</b>						
Beginning of year	75,838,057	67,474,431	23,315,694	13,529,985	180,158,167	6,208,199
End of year	\$ 78,909,715	\$ 67,946,062	\$ 24,520,716	\$ 12,483,015	\$ 183,859,508	\$ 9,526,682

See notes to financial statements.



**STATEMENT OF CASH FLOWS  
PROPRIETARY FUNDS**

**Terrebonne Parish Consolidated Government**

For the year ended December 31, 2013

	Business-type Activities - Enterprise Funds					Governmental Activities Internal Service Funds
	Utilities Fund	Sewerage Fund	Sanitation Maintenance Fund	Civic Center Fund	Total	
<b>Cash Flow from Operating Activities</b>						
Cash received from customers and users	\$ 37,515,824	\$ 9,350,128	\$ 7,988,998	\$ 555,358	\$ 55,410,308	
Cash received from interfund services provided	1,940,520				1,940,520	\$ 27,121,913
Cash payments to suppliers	(28,436,169)	(3,384,375)	(11,799,053)	(757,534)	(44,377,131)	(22,523,832)
Cash payments to employees for services and benefits	(2,868,359)	(2,302,564)	(735,568)	(958,035)	(6,864,526)	(3,070,612)
Net cash provided by (used for) operating activities	8,151,816	3,663,189	(4,545,623)	(1,160,211)	6,109,171	1,527,469
<b>Cash Flow from Noncapital Financing Activities</b>						
Loans from other funds	330,552	3,393,070	7,158,460		10,882,082	1,370,499
Loans to other funds				(624,797)	(624,797)	
Transfers from other funds	225,000	1,546,829	68,160	872,151	2,712,140	
Transfers to other funds	(2,299,158)		(3,356,241)	(513,363)	(6,168,762)	(17,000)
Tax proceeds			9,308,013	297,434	9,605,447	
Intergovernmental grant proceeds		3,326	323,947		327,273	
Net cash provided by (used for) noncapital financing activities	(1,743,606)	4,943,225	13,502,339	31,425	16,733,383	1,353,499
<b>Cash Flow from Capital and Related Financing Activities</b>						
Proceeds from sale of bonds		5,191,613			5,191,613	
Payment of bond principal		(788,000)			(788,000)	
Proceeds from disposition of capital assets	20,738	64,422	36,740	6,745	128,645	7,567
Acquisition and construction of capital assets	(4,726,723)	(10,721,693)	(1,002,641)	(45,797)	(16,496,854)	(443,746)
Interest paid on outstanding debt		(98,028)			(98,028)	
Landfill closure			(236,158)		(236,158)	
Net cash used for capital and related financing activities	(4,705,985)	(6,351,686)	(1,202,059)	(39,052)	(12,298,782)	(436,179)
<b>Cash Flow from Investing Activities</b>						
Purchases of investments	(14,181,762)	(2,904,228)	(15,515,077)		(32,601,067)	(163,500)
Maturities of investments	12,670,216	1,484,228	6,240,177		20,394,621	1,327,966
Investment income	425,119	19,699	107,795	1,351	553,964	12,325
Net cash provided by (used for) investing activities	(1,086,427)	(1,400,301)	(9,167,105)	1,351	(11,652,482)	1,176,791
<b>Net Increase (Decrease) in Cash and Cash Equivalents</b>	615,798	854,427	(1,412,448)	(1,166,487)	(1,108,710)	3,621,580
<b>Cash and Cash Equivalents</b>						
Beginning of year	13,406,180	2,928,656	5,935,601	1,806,601	24,077,038	4,298,317
End of year	\$ 14,021,978	\$ 3,783,083	\$ 4,523,153	\$ 640,114	\$ 22,968,328	\$ 7,919,897
<b>Reconciliation of operating income (loss) to net cash provided by (used for) operating activities:</b>						
Operating income (loss)	\$ 5,487,839	\$ (1,001,561)	\$ (5,061,516)	\$ (1,733,019)	\$ (2,308,257)	\$ 3,332,823
<b>Adjustments to reconcile operating income (loss) to net cash provided by (used for) operating activities:</b>						
Depreciation and amortization	3,283,892	2,738,782	409,740	512,558	6,944,972	158,824
Appreciation of joint venture	(292,885)				(292,885)	
(Increase) decrease in assets:						
Receivables	(2,090,051)	36,761	(1,698)	(9,427)	(2,064,415)	1,254,376
Due from other funds						(3,229,719)
Inventory				2,454	2,454	(143,267)
Due from other local governmental units		1,898,228			1,898,228	41,143
Other current assets	(681,086)				(681,086)	140,471
Increase (decrease) in liabilities:						
Accounts payable and accrued expenses	2,131,067	(600,545)	24,787	15,431	1,570,740	(1,128,671)
Meter deposits	18,227				18,227	
Due to other funds						817,461
Due to other local governmental units	48,562	405,280	28	235	454,105	(3,894)
Compensated absences payable	10,165	6,551	4,958	192	21,866	3,762
Postemployment benefit obligations	236,086	179,693	78,078	51,365	545,222	284,160
Total adjustments	2,663,977	4,664,750	515,893	572,808	8,417,428	(1,805,354)
Net cash provided by (used for) operating activities	\$ 8,151,816	\$ 3,663,189	\$ (4,545,623)	\$ (1,160,211)	\$ 6,109,171	\$ 1,527,469

**STATEMENT OF CASH FLOWS**  
**PROPRIETARY FUNDS**

**Terrebonne Parish Consolidated Government**

For the year ended December 31, 2013

	Business-type Activities - Enterprise Funds				Total	Governmental Activities Internal Service Funds
	Utilities Fund	Sewerage Fund	Sanitation Maintenance Fund	Civic Center Fund		
<b>Noncash Capital and Related Financing and Investing Activities</b>						
Property, plant and equipment received in noncash capital contributions		\$ 66,841			\$ 66,841	
Net decrease in fair value of investments	\$ (707,467)		\$ (216,643)		(924,110)	
Total noncash activities	<u>\$ (707,467)</u>	<u>\$ 66,841</u>	<u>\$ (216,643)</u>		<u>\$ (857,269)</u>	<u>\$</u>

See notes for financial statements.

**STATEMENT OF FIDUCIARY NET POSITION**  
**FIDUCIARY FUNDS**

**Terrebonne Parish Consolidated Government**

December 31, 2013

	<u>Agency Funds</u>	<u>Pension Trust Funds</u>	<u>Private-purpose Trust Fund Houma- Terrebonne Public Trust Financing Authority</u>
<b>Assets</b>			
Cash and equivalents	\$ 822,190	\$ 71,359	\$ 929,345
Investments:			
Louisiana Asset Management Pool		1,763,078	
U.S. Government Securities		10,364	5,973,639
Receivables (net, where applicable of allowances for uncollectibles) - other	<u>37,721</u>	<u>                    </u>	<u>                    </u>
Total assets	<u>\$ 859,911</u>	<u>\$ 1,844,801</u>	<u>6,902,984</u>
<b>Liabilities</b>			
Accounts payable	\$ 108,742		6,665
Bonds payable, net			5,789,575
Deferred servicing release fees			
Due to property owners	<u>751,169</u>	<u>                    </u>	<u>                    </u>
Total liabilities	<u>\$ 859,911</u>	<u>                    </u>	<u>5,796,240</u>
<b>Net Position</b>			
Restricted for bond trust indenture			285,110
Unrestricted			<u>821,634</u>
Total net position		<u>\$ 1,844,801</u>	<u>\$ 1,106,744</u>

See notes to financial statements.

**STATEMENT OF CHANGES IN FIDUCIARY NET POSITION**  
**FIDUCIARY FUNDS**

**Terrebonne Parish Consolidated Government**

For the year ended December 31, 2013

	Pension Trust Funds	Private-purpose Trust Fund Houma- Terrebonne Public Trust Financing Authority
<b>Additions</b>		
Contributions - employer	\$ 135,983	
Investment income	9,364	\$ 113,582
Total additions	<u>145,347</u>	<u>113,582</u>
<b>Deductions</b>		
Benefits	149,568	
Administrative expenses	5,586	345,352
Total deductions	<u>155,154</u>	<u>345,352</u>
<b>Change in net position</b>	(9,807)	(231,770)
<b>Net Position Held in Trust for Pension Benefits and Trust Indentures</b>		
Beginning of year	<u>1,854,608</u>	<u>1,338,514 *</u>
End of year	<u>\$ 1,844,801</u>	<u>\$ 1,106,744</u>

See notes to financial statements.

\* As restated



**COMBINING STATEMENT OF NET POSITION**  
**COMPONENT UNITS**

**Terrebonne Parish Consolidated Government**

December 31, 2013

	General Government			Judicial Court Services	
	Houma- Terrebonne Regional Planning Commission	Terrebonne Parish Assessor	Terrebonne Parish Sales and Use Tax Department	City Court of Houma	District Attorney
<b>ASSETS</b>					
Cash and cash equivalents	\$ 75,877	\$ 870,228	\$ 85,569	438,805	\$ 2,112,247
Investments				136,613	481,281
Receivables - net	2,928	1,652,368		62,199	1,085
Due from other governments					438,515
Due from primary government					
Inventories					
Other assets					49,152
Restricted assets:					
Cash and cash equivalents					
Capital assets:					
Non-depreciable					92,286
Depreciable, net	20,196	21,620	24,027	31,213	2,053,573
Total assets	99,001	2,544,216	109,596	668,830	5,228,139
Deferred Outflow of Resources					
<b>LIABILITIES</b>					
Accounts payable and other current liabilities	563	28,213	84,026	10,307	832,895
Due to other governments			1,543	109,864	
Due to primary government					
Noncurrent liabilities:					
Due within one year					21,797
Due in more than one year		1,725,097	279,024		52,704
Total liabilities	563	1,753,310	364,593	120,171	907,396
Deferred Inflow of Resources					
<b>NET POSITION</b>					
Investment in Capital Assets	20,196	21,620	24,027	31,213	2,071,358
Restricted for:					
Capital projects					
Debt service					
Other purposes					
Unrestricted (deficit)	78,242	769,286	(279,024)	517,446	2,249,385
Total net position	\$ 98,438	\$ 790,906	\$ (254,997)	\$ 548,659	\$ 4,320,743

See notes to financial statements.

Judicial Court Services				Public Safety			
Judicial District Court	Terrebonne Parish Clerk of Court	Terrebonne Parish Coroner	Terrebonne Parish Communications District	Terrebonne Parish Fire Districts			
				No. 4A	No. 5	No. 6	No. 7
\$ 1,471,769	\$ 577,014	\$ 48,037	\$ 329,905	\$ 60,719	\$ 353,289	\$ 197	\$ 1,325,987
3,788,827				298,089	287,235	1,070,486	658,036
3,191	125,354	12,007	179,545	267,700	130,265	158,975	253,784
27,818	38,740	5,700		884,639	514,876	625,878	953,641
	80,945		65,275	40,187	300	42,936	244
				80,500	125,165	4,378	218,120
<u>212,329</u>	<u>266,256</u>	<u>72,511</u>	<u>1,344,655</u>	<u>2,248,154</u>	<u>2,018,817</u>	<u>1,693,797</u>	<u>2,882,246</u>
<u>5,503,934</u>	<u>1,088,309</u>	<u>138,255</u>	<u>1,919,380</u>	<u>3,879,988</u>	<u>3,429,947</u>	<u>3,596,647</u>	<u>6,292,058</u>
7,252	87,745	9,437	42,735	20,879	25,058	11,667	117,383
32,201				29,529			
			45,000	60,000	60,000	85,000	85,000
<u>123,595</u>	<u>1,771,449</u>	<u>173,409</u>	<u>211,576</u>	<u>360,000</u>	<u>1,380,000</u>	<u>384,290</u>	<u>1,444,473</u>
<u>163,048</u>	<u>1,859,194</u>	<u>182,846</u>	<u>299,311</u>	<u>470,408</u>	<u>1,465,058</u>	<u>480,957</u>	<u>1,646,856</u>
				<u>1,152,341</u>	<u>645,140</u>	<u>788,498</u>	<u>1,207,425</u>
212,329	266,256	72,511	1,139,655	1,908,654	703,982	1,338,175	1,570,893
					17,372		36,137
				453,897	151,017		63,291
						25,000	
<u>5,128,557</u>	<u>(1,037,141)</u>	<u>(117,102)</u>	<u>480,414</u>	<u>(105,312)</u>	<u>447,378</u>	<u>964,017</u>	<u>1,767,456</u>
<u>\$ 5,340,886</u>	<u>\$ (770,885)</u>	<u>\$ (44,591)</u>	<u>\$ 1,620,069</u>	<u>\$ 2,257,239</u>	<u>\$ 1,319,749</u>	<u>\$ 2,327,192</u>	<u>\$ 3,437,777</u>

**COMBINING STATEMENT OF NET POSITION  
COMPONENT UNITS**

**Terrebonne Parish Consolidated Government**

December 31, 2013

Public Safety

	Terrebonne Parish Fire Districts						
	No. 8	No. 9	No. 10	Bayou Cane	Coteau	Schriever	Village East
<b>ASSETS</b>							
Cash and cash equivalents	\$ 1,071,618	\$ 33,403	\$ 335,538	\$ 711,500	\$ 521,597	\$ 490,664	\$ 83,379
Investments		806,312	300,000	76,986		1,208,654	356,104
Receivables - net	253,300	152,734	266,393	3,796,427	78,043	95,439	36,726
Due from other governments	154,986	401,931	821,625		584,540	911,502	317,078
Due from primary government		2,438					
Inventories							
Other assets	12,324	11,871	49,251	86,592			38,911
Restricted assets:							
Cash and cash equivalents				13,268			
Capital assets:							
Non-depreciable	70,416	51,000	81,725	385,000	47,783	65,496	
Depreciable, net	469,926	1,219,784	3,628,027	3,590,668	1,077,429	2,658,023	966,445
<b>Total assets</b>	<b>2,032,570</b>	<b>2,679,473</b>	<b>5,482,559</b>	<b>8,660,441</b>	<b>2,309,392</b>	<b>5,429,778</b>	<b>1,798,643</b>
Deferred Outflow of Resources							
<b>LIABILITIES</b>							
Accounts payable and other current liabilities	7,781	9,753	37,081	145,799	9,322	70,099	9,503
Due to other governments	63,928	462					
Due to primary government	1,182						2,388
Noncurrent liabilities:							
Due within one year			169,079	5,327	93,525	152,794	
Due in more than one year		54,048	829,526	105,670	267,570	2,858,459	
<b>Total liabilities</b>	<b>72,891</b>	<b>64,263</b>	<b>1,035,686</b>	<b>256,796</b>	<b>370,417</b>	<b>3,081,352</b>	<b>11,891</b>
Deferred Inflow of Resources	355,257	553,713	1,080,365	3,790,499	639,009	997,183	353,804
<b>NET POSITION</b>							
Net Investment in Capital Assets	540,342	1,270,784	2,711,147	3,960,269	764,117	328,483	966,445
Restricted for:							
Capital projects						52,010	
Debt service			398,126			231,374	
Other purposes							
Unrestricted (deficit)	1,064,080	790,713	257,235	652,877	535,849	739,376	466,503
<b>Total net position</b>	<b>\$ 1,604,422</b>	<b>\$ 2,061,497</b>	<b>\$ 3,366,508</b>	<b>\$ 4,613,146</b>	<b>\$ 1,299,966</b>	<b>\$ 1,351,243</b>	<b>\$ 1,432,948</b>

See notes to financial statements.



Terrebonne Levee and Conservation District	Health and Welfare Services			Culture and Recreation			
	Terrebonne ARC	Terrebonne Council on Aging, Inc.	Terrebonne General Medical Center	Terrebonne Parish Recreation Districts			
				No. 1	No. 2/3	No. 3	No. 4
\$ 12,627,399	\$ 1,610,142	\$ 17,638,916	\$ 7,509,000	\$ 1,836,730	\$ 2,120,743	\$ 153,363	\$ 20,349
	9,112,099	782,340	158,768,000				798,629
1,076,474	81,811	445,943	27,662,000	139,967	21,615	12,934	106,775
7,487,380	456,267	76,586		621,663	1,057,499	142,274	368,391
	107,104		3,548,000				
1,739	32,334	562,600	7,375,000			70	
121,461	306,385	2,653,793	32,944,000	63,131	394,894	102,098	84,503
224,454,672	4,154,233	9,586,331	116,891,000	1,198,299	1,758,578	289,327	387,911
245,769,125	15,860,375	31,746,509	354,697,000	3,859,790	5,353,329	700,066	1,766,558
10,294,234	287,158	854,974	19,670,000	16,575	27,933	3,262	5,232
500,000				1,388		777	
			1,795,000	75,000			
588,643	171,250	197,795	53,836,000	450,000			15,518
11,382,877	458,408	1,052,769	75,301,000	542,963	27,933	4,039	20,750
1,975,153		3,029,375		761,631	1,200,173	155,208	473,989
224,576,133	4,460,618	6,066,965	94,655,000	736,430	2,153,472	391,425	472,414
7,675,393			3,118,000	422,083			
	5,000	2,320,983					
159,569	10,936,349	19,276,417	181,623,000	1,396,683	1,971,751	149,394	799,405
\$ 232,411,095	\$ 15,401,967	\$ 27,664,365	\$ 279,396,000	\$ 2,555,196	\$ 4,125,223	\$ 540,819	\$ 1,271,819

**COMBINING STATEMENT OF NET POSITION  
COMPONENT UNITS**

**Terrebonne Parish Consolidated Government**

December 31, 2013

Culture and Recreation

	Terrebonne Parish Recreation Districts						
	No. 5	No. 6	No. 7	No. 8	No. 9	No. 10	No. 11
<b>ASSETS</b>							
Cash and cash equivalents	\$ 810,197	\$ 551,147	\$ 809,516	\$ 381,588	\$ 149,574	\$ 439,631	\$ 33,939
Investments	140,772	290,287	333,462		826,632		182,349
Receivables - net	69,254	123,253	496,175	72,241	172,598	87,265	183,249
Due from other governments	193,934	472,511	131,661	226,765	593,899	410,091	1,254,193
Due from primary government							
Inventories							
Other assets	4,613	20,209	1,000	5,524	29,573	18,865	
Restricted assets:							
Cash and cash equivalents							
Capital assets:							
Non-depreciable	268,696	47,000	36,790	70,820	129,958	29,902	175,021
Depreciable, net	165,893	2,259,680	646,334	394,272	976,122	1,650,789	2,697,826
<b>Total assets</b>	<b>1,653,359</b>	<b>3,764,087</b>	<b>2,454,938</b>	<b>1,151,210</b>	<b>2,878,356</b>	<b>2,636,543</b>	<b>4,526,577</b>
Deferred Outflow of Resources							
<b>LIABILITIES</b>							
Accounts payable and other current liabilities	3,897	11,406	4,403	13,567	5,277	11,425	8,256
Due to other governments					2,323		8,659
Due to primary government							24,295
Noncurrent liabilities:							
Due within one year	3,000	82,000				50,000	110,000
Due in more than one year	708	1,272,000				15,245	321,602
<b>Total liabilities</b>	<b>7,605</b>	<b>1,365,406</b>	<b>4,403</b>	<b>13,567</b>	<b>7,600</b>	<b>76,670</b>	<b>472,812</b>
Deferred Inflow of Resources	263,188	592,359	939,167	299,007	766,497	497,356	1,437,493
<b>NET POSITION</b>							
Investment in Capital Assets	434,589	952,680	683,124	465,092	1,106,080	1,630,691	2,527,847
Restricted for:							
Capital projects							
Debt service		127,171				19,651	
Other purposes							
Unrestricted (deficit)	947,977	726,471	828,244	373,544	998,179	412,175	88,425
<b>Total net position</b>	<b>\$ 1,382,566</b>	<b>\$ 1,806,322</b>	<b>\$ 1,511,368</b>	<b>\$ 838,636</b>	<b>\$ 2,104,259</b>	<b>\$ 2,062,517</b>	<b>\$ 2,616,272</b>

See notes to financial statements.

Culture and Recreation		Economic Development and Assistance				Utilities		
Terrebonne Parish Library	Terrebonne Parish Veterans' Memorial District	Houma Area Convention and Visitors Bureau	Houma-Terrebonne Airport Commission	Terrebonne Economic Development Authority	Terrebonne Parish Port Commission	Consolidated Waterworks District No. 1	Total	
\$ 1,108,681	\$ 360,477	\$ 1,076,340	\$ 1,618,381	\$ 946,692	\$ 2,211,068	\$ 6,356,395	\$ 71,367,610	
1,454,484	1,303,194	1,215,260	6,218,909				190,895,040	
619,957	70,206	85,489	29,575	627	81,645	1,935,102	41,102,618	
552,161	375,262	60,410	396,773	125,294		699,308	22,383,791	
							2,438	
	24,592	52,141	41,215	84,383	13,250	562,714	4,217,818	
						2,248,839	10,993,935	
					39,750			
						24,516,827	24,569,845	
	676,404	328,685	3,181,125		3,340,157	3,272,162	49,448,854	
20,322,484	802,230	569,781	22,111,620	83,849	79,404,643	75,412,052	592,717,622	
24,057,767	3,612,365	3,388,106	33,597,598	1,240,845	85,090,513	115,003,399	1,007,699,571	
205,241						178,186	383,427	
173,549	584,651	108,009	116,556	8,380	598,326	498,138	34,872,706	
1,551				129,481	6,444		887,373	
							28,642	
790,000	195,000		189,254	1,614	534,000	1,529,270	6,131,660	
6,594,089	1,590,000		2,576,283	1,892	5,785,624	30,273,463	115,711,002	
7,559,189	2,369,651	108,009	2,882,093	141,367	6,924,394	32,300,871	157,631,383	
	444,871							
					48,114	2,514,622	26,961,437	
14,156,696	697,860	868,466	22,535,781	80,343	76,452,101	64,405,076	540,431,339	
					39,750		7,820,662	
1,880,834		51,903				3,713,519	10,630,866	
						2,764,508	5,115,491	
666,289	99,983	2,359,728	8,179,724	1,019,135	1,626,154	9,482,989	259,491,820	
\$ 16,703,819	\$ 797,843	\$ 3,280,097	\$ 30,715,505	\$ 1,099,478	\$ 78,118,005	\$ 80,366,092	\$ 823,490,178	

**COMBINING STATEMENT OF ACTIVITIES  
COMPONENT UNITS**

**Terrebonne Parish Consolidated Government**

For the year ended December 31, 2013

	General Government			Judicial Court Services		
	Houma- Terrebonne Regional Planning Commission	Terrebonne Parish Assessor	Terrebonne Parish Sales and Use Tax Department	Total General Government	City Court of Houma	District Attorney
<b>EXPENSES</b>	\$ 40,626	\$ 1,909,039	\$ 1,271,247	\$ 3,220,912	\$ 939,688	\$ 5,120,169
<b>PROGRAM REVENUES:</b>						
Charges for services	33,602		1,215,640	1,249,242	961,130	1,923,358
Operating grants and contributions		241,634	5,800	247,434	44,612	2,490,149
Capital grants and contributions						
Net program (expenses) revenue	(7,024)	(1,667,405)	(49,807)	(1,724,236)	66,054	(706,662)
<b>GENERAL REVENUES:</b>						
Taxes:						
Property		1,659,769		1,659,769		
Sales and use						
Occupancy						
Grants and contributions not restricted to specific programs						
Investment earnings	123	867		990	4,990	1,860
Other income		17,854	211	18,065	174	57,513
Total general revenues	123	1,678,490	211	1,678,824	5,164	59,373
Change in net position	(6,901)	11,085	(49,596)	(45,412)	71,218	(647,289)
Net position-beginning, as restated	105,339	779,821	(205,401)	679,759	477,441	4,968,032 *
Net position-ending	\$ 98,438	\$ 790,906	\$ (254,997)	\$ 634,347	\$ 548,659	\$ 4,320,743

See notes to financial statements.

\*As restated

Judicial Court Services			Public Safety					
Judicial District Court	Terrebonne Parish Clerk of Court	Total Judicial Court Services	Terrebonne Parish Coroner	Terrebonne Parish Communications District	Terrebonne Parish Fire Districts			
					No. 4A	No. 5	No. 6	No. 7
\$	\$	\$	\$	\$	\$	\$	\$	\$
2,287,016	4,832,468	13,179,341	855,640	1,485,087	1,351,257	462,911	688,367	1,434,070
1,017,051	4,578,837	8,480,376	331,173	1,488,379				
1,155,581		3,690,342	488,050	4,307	92,994	37,844	55,590	171,006
(114,384)	(253,631)	(1,008,623)	(36,417)	7,599	(1,258,263)	(425,067)	(632,777)	(1,263,064)
					1,106,732	455,241	815,763	1,173,365
6,862	4,469	18,181	14	96	5,762	418	685	3,284
		57,687		8,500	30,361	1,852	11,198	2,838
6,862	4,469	75,868	14	8,596	1,142,855	457,511	827,646	1,179,487
(107,522)	(249,162)	(932,755)	(36,403)	16,195	(115,408)	32,444	194,869	(83,577)
5,448,408	(521,723)	10,372,158	(8,188)	1,603,874	2,372,647	1,287,305	2,132,323	3,521,354
\$ 5,340,886	\$ (770,885)	\$ 9,439,403	\$ (44,591)	\$ 1,620,069	\$ 2,257,239	\$ 1,319,749	\$ 2,327,192	\$ 3,437,777

**COMBINING STATEMENT OF ACTIVITIES  
COMPONENT UNITS**

**Terrebonne Parish Consolidated Government**

For the year ended December 31, 2013

EXPENSES	Public Safety							Terrebonne Levee and Conservation District
	Terrebonne Parish Fire Districts							
	No. 8	No. 9	No. 10	Bayou Cane	Coteau	Schriever		
	\$ 315,621	\$ 531,947	\$ 1,283,726	\$ 3,839,545	\$ 465,727	\$ 764,311	\$ 326,750	\$ 9,723,605
<b>PROGRAM REVENUES:</b>								
Charges for services								
Operating grants and contributions	18,632	32,578	64,990	486,032	30,718	70,202		146,285
Capital grants and contributions			26,916					23,025,958
Net program (expenses) revenue	(296,989)	(499,369)	(1,191,820)	(3,353,513)	(435,009)	(694,109)	(326,750)	13,448,638
<b>GENERAL REVENUES:</b>								
Taxes:								
Property	312,805	587,218	1,410,409	3,445,015	494,127	866,221	327,548	12,318,631
Sales and use								
Occupancy								
Grants and contributions not restricted to specific programs							33,406	
Investment earnings	527	989	5,943	2,706	353	5,864		20,973
Other income	2,775	8	25,545	102,267	956	9,757	1,868	166
Total general revenues	316,107	588,215	1,441,897	3,549,988	495,436	881,842	362,822	12,339,770
Change in net position	19,118	88,846	250,077	196,475	60,427	187,733	36,072	25,788,408
Net position-beginning, as restated	1,585,304	1,972,651	3,116,431	4,416,671 *	1,239,539	1,163,510	1,396,876	206,622,687
Net position-ending	\$ 1,604,422	\$ 2,061,497	\$ 3,366,508	\$ 4,613,146	\$ 1,299,966	\$ 1,351,243	\$ 1,432,948	\$ 232,411,095

See notes to financial statements.

\*As restated

Public Safety		Health and Welfare Services			Culture and Recreation			
Total Public Safety	Terbonne ARC	Terbonne Council on Aging, Inc.	Terbonne General Medical Center	Total Health and Welfare Services	Terbonne Parish Recreation Districts			
					No. 1	No. 2/3	No. 3	No. 4
\$ 23,528,564	\$ 7,808,056	\$ 6,150,990	\$ 175,324,000	\$ 189,283,046	\$ 640,355	\$ 658,143	\$ 162,720	\$ 450,216
1,819,552	4,436,712	38,769	177,753,000	182,228,481	59,604	42,781	5,374	22,242
1,699,228		1,312,028		1,312,028	30,847	32,338	38,078	9,369
23,052,874		1,028,647		1,028,647				
3,043,090	(3,371,344)	(3,771,546)	2,429,000	(4,713,890)	(549,904)	(583,024)	(119,268)	(418,605)
23,313,075		6,812,681		6,812,681	717,151	1,073,988	142,969	451,901
33,406	3,887,248	292,818		4,180,066				
47,614		34,309	3,535,000	3,569,309	1,974	1,242	42	2,659
198,091	103,544	41,702		145,246		1,722	710	7,189
23,592,186	3,990,792	7,181,510	3,535,000	14,707,302	719,125	1,076,952	143,721	461,749
26,635,276	619,448	3,409,964	5,964,000	9,993,412	169,221	493,928	24,453	43,144
232,422,984	14,782,519	24,254,401	273,432,000	312,468,920	2,385,975	3,631,295	516,366	1,228,675
\$ 259,058,260	\$ 15,401,967	\$ 27,664,365	\$ 279,396,000	\$ 322,462,332	\$ 2,555,196	\$ 4,125,223	\$ 540,819	\$ 1,271,819

**COMBINING STATEMENT OF ACTIVITIES  
COMPONENT UNITS**

**Terrebonne Parish Consolidated Government**

For the year ended December 31, 2013

Culture and Recreation


	No. 5	No. 6	No. 7	No. 8	No. 9	No. 10	No. 11
<b>EXPENSES</b>	\$ 112,664	\$ 464,112	\$ 547,110	\$ 296,799	\$ 763,035	\$ 569,195	\$ 1,468,249
<b>PROGRAM REVENUES:</b>							
Charges for services		33,038	31,556	4,456	286,271	40,678	100,305
Operating grants and contributions	18,290	7,231	24,000	21,502	25,419	37,592	101,006
Capital grants and contributions							
Net program (expenses) revenue	(94,374)	(423,843)	(491,554)	(270,841)	(451,345)	(490,925)	(1,266,938)
<b>GENERAL REVENUES:</b>							
Taxes:							
Property	241,494	574,331	641,615	296,647	789,012	576,757	1,303,371
Sales and use							
Occupancy							
Grants and contributions not restricted to specific programs							
Investment earnings	1,162	1,123	508	255	1,496	2,690	2,699
Other income	548	3,301	3,557		6,896	1,834	1,435
Total general revenues	243,204	578,755	645,680	296,902	797,404	581,281	1,307,505
Change in net position	148,830	154,912	154,126	26,061	346,059	90,356	40,567
Net position-beginning, as restated	1,233,736	1,651,410	1,357,242	812,575	1,758,200	1,972,161	2,575,705
Net position-ending	\$ 1,382,566	\$ 1,806,322	\$ 1,511,368	\$ 838,636	\$ 2,104,259	\$ 2,062,517	\$ 2,616,272

See notes to financial statements.

\*As restated



Culture and Recreation			Economic Development and Assistance				Utilities		
Terrebonne Parish Library	Terrebonne Parish Veterans' Memorial District	Total Culture and Recreation	Houma Area Convention and Visitors Bureau	Houma-Terrebonne Airport Commission	Terrebonne Economic Development Authority	Terrebonne Parish Port Commission	Total Economic Development and Assistance	Consolidated Waterworks District No. 1	Total
\$ 6,246,881	\$ 252,861	\$ 12,632,340	\$ 1,602,242	\$ 2,204,330	\$ 706,522	\$ 3,046,211	\$ 7,559,305	\$ 14,824,841	\$ 264,228,349
52,287		678,592			690,423		690,423	16,066,542	211,213,208
27,414	212,080	585,166		1,854,295	11,219	811,688	2,677,202		10,211,400
12,750		12,750	28,000	1,315,290		8,954,107	10,297,397	892,900	35,284,568
(6,154,430)	(40,781)	(11,355,832)	(1,574,242)	965,255	(4,880)	6,719,584	6,105,717	2,134,601	(7,519,173)
6,489,521	405,603	7,214,839							39,000,364
		6,489,521	1,634,583				1,634,583		6,489,521
								3,383,427	7,596,899
(89,719)	763	(73,106)	1,634	189,402	4,742	2,687	198,465	31,749	3,793,202
16,723	10,339	54,254	4,069	21,333	74,538	5,324	105,264		578,607
6,416,525	416,705	13,685,508	1,640,286	210,735	79,280	8,011	1,938,312	3,415,176	59,093,176
262,095	375,924	2,329,676	66,044	1,175,990	74,400	6,727,595	8,044,029	5,549,777	51,574,003
16,441,724	421,919	35,986,983	3,214,053 *	29,539,515	1,025,078	71,390,410 *	105,169,056	74,816,315 *	771,916,175
\$ 16,703,819	\$ 797,843	\$ 38,316,659	\$ 3,280,097	\$ 30,715,505	\$ 1,099,478	\$ 78,118,005	\$ 113,213,085	\$ 80,366,092	\$ 823,490,178



**CONTENTS OF NOTES TO FINANCIAL STATEMENTS**

**Terrebonne Parish Consolidated Government**

December 31, 2013

	<u>Page Number</u>
Note 1 - Summary of Significant Accounting Policies:	
A. Financial Reporting Entity	66
B. Basis of Presentation	70
C. Basis of Accounting and Measurement Focus	73
D. Assets, Liabilities and Equity	74
E. New GASB Statements	79
F. Restatement of Net Position/ Fund Balances	80
Note 2 - Stewardship, Compliance and Accountability	
A. Budgetary Information	80
B. Deficit Fund Balance and Net Position of Individual Funds	81
C. Expenditures/Expenses Exceeding Appropriations	81
Note 3 - Property Taxes	81
Note 4 - Deposits and Investments	82
Note 5 - Receivables	87
Note 6 - Due To and From Other Governmental Units	88
Note 7 - Restricted Assets	89
Note 8 - Changes in Capital Assets	90
Note 9 - Accounts Payable and Other Current Liabilities	93
Note 10 - Long-Term Debt	93
Note 11 - Due To And From Other Funds	98
Note 12 - Major Suppliers - Enterprise Funds	100
Note 13 - Investment in LEPA	101
Note 14 - Interdepartmental - Utilities Usage	101
Note 15 - Reconciliation of Transfers	102
Note 16 - Operating Leases	104
Note 17 - Risk Management	105
Note 18 - Commitments and Contingencies	107
Note 19 - Postretirement Hospitalization and Life Insurance Benefits	107
Note 20 - Pension Plans	110
Note 21 - Landfill Closure and Postclosure Care Cost	114
Note 22 - On-Behalf Payments For Supplemental Pay	115
Note 23 - Subsequent Events	115

## NOTES TO FINANCIAL STATEMENTS

### Terrebonne Parish Consolidated Government

December 31, 2013

#### Note 1 -SUMMARY OF SIGNIFICANT ACCOUNTING POLICIES

The Terrebonne Parish Consolidated Government (the Parish) complies with accounting principles generally accepted in the United States of America (GAAP). GAAP includes all relevant Governmental Accounting Standards Board (GASB) pronouncements. The accounting and reporting framework and the more significant accounting policies are discussed in subsequent subsections of this Note.

#### A. Financial Reporting Entity

The Terrebonne Parish Home Rule Charter consolidated the governmental functions of the City of Houma and the Terrebonne Parish Police Jury as the Terrebonne Parish Consolidated Government (the Parish) effective January 1, 1984. The financial reporting entity consists of (1) the primary government (all funds under the auspices of the Parish President and the Parish Council), (2) organizations for which the primary government is financially accountable, and (3) other organizations for which the nature and significance of their relationship with the primary government are such that exclusion would cause the reporting entity's financial statements to be misleading or incomplete.

GASB Statement No. 14, *The Financial Reporting Entity*, GASB Statement No. 39, *Determining Whether Certain Organizations Are Component Units – an amendment of GASB Statement No. 14 and GASB Statement No. 61, The Financial Reporting Entity: omnibus an amendment of GASB Statements No. 14 and No. 34*, established the criterion for determining which component units should be considered part of the Parish for financial reporting purposes. The basic criteria are as follows:

1. Legal status of the potential component unit including the right to incur its own debt, levy its own taxes and charges, expropriate property in its own name, sue and be sued, and the right to buy, sell and lease property in its own name.
2. Whether the governing authority appoints a majority of the board members of the potential component unit.
3. Fiscal interdependency between the Parish and the potential component unit.
4. Imposition of will by the Parish on the potential component unit.
5. Financial benefit/burden relationship between the Parish and the potential component unit.

Based on the previous criteria, Parish management has included the following component units in the reporting entity:

#### Blended Component Units

These component units, although legally separate entities, are, in substance, part of the Parish's operations and so audited data as of and for the year ended December 31, 2013 from these units are combined with data of the primary government. The expenditures of these blended component units are provided for in the Parish's operating and capital budgets.

Houma Community Mineral Lease (the "HCML") - The HCML was created to establish the City of Houma, subsequently the Terrebonne Parish Consolidated Government, as an agent of certain property owners to annually distribute mineral royalties collected thru this agency fund. The HCML irrevocably appointed governing authority is the Parish President and Council Members. Fiscal dependency exists since the Parish provides office space, personnel and related expenditures to this agency fund.

**Note 1 - SUMMARY OF SIGNIFICANT ACCOUNTING POLICIES (Continued)**

**A. Financial Reporting Entity (continued)**

Firemen's Pension & Relief Board - Imposition of will exist because the Board consists of Parish officials (elected and appointed) and employees of the related fire department. In addition, a financial burden exists because the Parish is obligated for the unfunded future liability over the employee/employer's regular contribution, if any. The Parish also provides secretarial and accounting services for the pension trust fund.

**Discrete Component Units**

The component unit columns in the government-wide financial statements include the audited financial data of the Parish's other component units as of and for the year ended December 31, 2013, unless otherwise noted. They are reported in a separate column to emphasize that they are legally separate from the Parish.

The Louisiana State Constitution provides for independently elected legally separate parish officials. These officials have statutorily defined sources of funds that are used for operating and/or capital purposes. However, the Constitution mandates parish governments fund a significant portion of the operating budgets of these officials furthermore parish governments are obligated to cover revenue shortfalls in the operational and/or capital budgets of these officials. There is a potential for these entities to impose significant financial burdens on the Parish. Thus, the Parish may be financially accountable for these entities. As a result fiscal interdependency relationships exist between the Parish and the following officials:

District Attorney of the Thirty-Second Judicial District (the "DA") - The DA is a separately elected official. A financial dependency exists to the extent the Parish provides and maintains offices, salaries and various related expenses as statutorily mandated.

Thirty-Second Judicial District Court (the "JDC") - The JDC is part of the operations of the district court system. A fiscal dependency exists to the extent the Parish provides and maintains the Parish courthouse, judges' courtrooms, offices and various related expenses as statutorily mandated.

Terrebonne Parish Clerk of Court (the "Clerk") (June 30, 2013) and the Terrebonne Parish Tax Assessor (the "Assessor") - The Clerk and the Assessor are separately elected officials. Fiscal dependency exists since the Parish provides and maintains the offices of the Clerk and Assessor. Title to real property is in the name of the Parish. The substance of the relationship between these officials and the Parish is that the Parish has approval authority over the officials' capital budgets. The Parish is also entitled to fifty percent of any surplus general funds of the Clerk of Court at the end of the Clerk's elected term.

City Court of Houma (the "City Court") - The City Court Judge is a separately elected official within the Houma Municipal Boundaries and is a part of the operations of the city court system. A financial dependency exists to the extent the Parish provides and maintains the City Courthouse, the judge's courtroom, offices and various related expenses. A financial burden exists to the Parish due to the financial benefit received by City Court (office space and maintenance, salaries and related expenditures.)

Terrebonne Parish Coroner (the "Coroner") - The Coroner is a separately elected official. The Parish is responsible for paying fees to the Coroner for services provided to the public. There is a fiscal dependence since the Parish must approve the rates set by the Coroner.

**Note 1 - SUMMARY OF SIGNIFICANT ACCOUNTING POLICIES (Continued)**

**A. Financial Reporting Entity (continued)**

Terrebonne Parish Port Commission (the "Commission") -The Commission is governed by a separate seven member board of which five members are appointed by the Parish President and the Parish Council and two members are nominated by the Chamber of Commerce and appointed by the Parish Council. Although the Commission is legally separate, the Parish provides office space, personnel and accounting services.

Terrebonne Parish Sales & Use Tax Department - This separate department of the Parish collects all sales taxes levied in Terrebonne Parish, under the jurisdiction of the Parish. At present, the Parish, Terrebonne Parish School Board, Terrebonne Parish Sheriff and the Terrebonne Levee and Conservation District levy those taxes. The composition of the Advisory Board is made up of equal members from the Parish and Parish School Board, the Sheriff, the Terrebonne Levee and Conservation District and a member from the Terrebonne Parish Library Board of Control. However, the decisions of the Advisory Board are ratified by the Parish Council and as the governing authority the Parish Council can impose its will. In addition, the director is appointed by the Parish President and ratified by the Parish Council. However, this component unit does not provide services entirely, or almost entirely, to the Parish.

Terrebonne Levee and Conservation District (June 30, 2013) – This is a separate political subdivision of the State of Louisiana governed by a separate board of commissioners consisting of nine members appointed by the governor selected from a list of nominations from the following: six (6) appointments from the legislative delegation; two (2) from the Terrebonne Parish President (with approval from the Terrebonne Parish Council); one (1) chosen from five submissions by the local American Legion Posts. A one-quarter percent (1/4%) sales tax is collected by the Parish for the purpose of constructing and maintaining the Morganza to the Gulf hurricane protection system. The Parish has the ability to impose its will on the Levee District because the Parish Council can modify or approve the budget for the Morganza to the Gulf project before forwarding the funds to the Levee District. A one-half percent (1/2%) sales tax is collected by the Levee District for the same purposes described above.

Terrebonne Parish Veterans' Memorial District – was created by action of the Louisiana Legislature during the 2008 Regular Legislative Session, under Act No. 231, and by Terrebonne Parish Council on behalf of the Terrebonne Parish Consolidated Government, Ordinance No. 6499 on August 13, 2008. The Board of Directors consist of nine members, all of whom shall be citizens of Terrebonne Parish, and six of whom shall be honorably discharged veterans of a branch of the United States Armed Services. Two members are appointed by the Parish President; four members are appointed by the Parish Council from a list submitted by various veterans organizations domiciled in Terrebonne Parish; one member by the Parish Council from a list of three names submitted by the Regional Military Museum; and two members appointed by the legislative delegation.

The board shall have the powers and duties of a veterans' memorial district governing body as provided by law, with its primary purpose to operate, maintain and supply in Terrebonne Parish a regional military museum and Veterans Memorial Park on Louisiana Highway 311, except that approval of the Terrebonne Parish Council shall first be obtained prior to any of the following actions by the board:

1. Adoption of an annual budget.
2. Purchase, sale or encumbrance of immovable property.
3. Submitting for voter approval any tax proposal.
4. Any other matter or action as determined by ordinance adopted by the Terrebonne Parish Consolidated Government.

Other Special Districts - There are a number of special districts located in the Parish that provide services to a limited number of parish citizens. The Parish appoints all board members of these districts, can remove appointed members of the boards at will and has a financial benefit/burden or dependency relationship with each special district. Therefore, the Parish can impose its will on these districts. While these districts are responsible for obtaining voter approval for the levy of taxes or debt issuance, all related Louisiana State Bond Commission approvals must be obtained through the Parish. Certain agencies have different year-ends as indicated. These agencies are:

**Note 1 - SUMMARY OF SIGNIFICANT ACCOUNTING POLICIES (Continued)**

**A. Financial Reporting Entity (continued)**

Parish Recreation Districts No. 1 - 11  
Parish Fire Protection Districts No. 4A, 5, 6, 7, 8, 9 and 10  
Bayou Cane Fire District, Coteau Fire District, Schriever Fire District,  
Village East Fire District  
Houma-Terrebonne Regional Planning Commission  
Terrebonne Parish Library  
Terrebonne Parish Communications District  
Consolidated Waterworks District No. 1 – June 30, 2013  
Terrebonne General Medical Center - March 31, 2013  
Houma-Terrebonne Public Trust Financing Authority - March 31, 2013

In addition, there are special districts whose board members are appointed with “special circumstance.” That is, some members may be appointed by separate organizations, or the Parish Council will appoint the members from lists of nominations from separate organizations. Certain special districts have different year-ends as indicated. Each of these special districts has a financial benefit or burden to the Parish and/or a fiscal dependency on the Parish or the Parish can impose its will on the organization.

Houma Area Convention and Visitors Bureau (The Bureau) – created and established by the Parish Council, which appoints the governing authority through which the Parish Council can impose its will on the Bureau.

Terrebonne ARC (TARC) – (June 30, 2013) – organized as a not-for-profit corporation under Internal Revenue Code Section 501(c)3. The Parish Council levies and collects a 5.33 mill parish-wide ad valorem tax for the purposes of operating, maintaining, and constructing facilities to provide for the needs of mentally handicapped individuals. TARC receives 100% of the millage proceeds under a 10 year contract which runs concurrently with the millage. The millage was last renewed in a parish-wide election in 2006. The contract places a fiscal burden on the Parish and provides TARC with a significant portion of its operating revenues. In addition the contract requires TARC to follow certain state laws generally limited to local governments, including the approval of TARC’s annual operating and capital budgets by the Parish Council.

Terrebonne Parish Council on Aging, Inc. (TCOA) – (June 30, 2013) – created under state law authorizing the charter of a voluntary council on aging for the welfare of aging people in each parish of the state. The Parish Council levies and collects 7.50 mill parish – wide ad valorem tax dedicated to TCOA. The millage provides TCOA with a significant portion of its operating revenues and places a fiscal burden on the Parish.

Houma-Terrebonne Airport Commission (HTAC) – created and established by the City of Houma and Terrebonne Parish Police Jury, which consolidated to form the Parish. HTAC is subject to the imposition of will by the Parish Council through the Council’s appointment of all 8 members of HTAC’s governing authority.

Terrebonne Economic Development Authority (TEDA) – created and established by the Parish Council, TEDA is a public-private partnership, which replaced the Parish’s Economic Development Department. TEDA is governed by a fourteen member voting board appointed by the Parish Council from nominations received from area business organizations, other local governments, the Parish President and the Parish Council. The Parish Council can impose its will on TEDA through these appointments. In addition, TEDA is funded through a 50% dedication of occupational license fees levied and collected by the Parish. The funding of TEDA creates a financial burden on the Parish.

**Note 1 - SUMMARY OF SIGNIFICANT ACCOUNTING POLICIES (Continued)**

**A. Financial Reporting Entity (continued)**

Complete financial statements of the individual component units may be obtained from their respective administration offices or from the Terrebonne Parish Consolidated Government at the Government Tower, 8026 Main Street, Suite 300, Houma, Louisiana 70360.

Component units generally follow the same accounting policies as the primary government with the exception of the Terrebonne Parish Assessor, which recognizes ad valorem taxes during the year levied. The Primary Government and all other component units', except for the Assessor, budget current year taxes are levied for purposes of funding the subsequent year's expenditures.

**Related Organizations**

Parish officials are also responsible for appointing members of the boards of other organizations. The Parish's accountability does not extend beyond making the appointments. The Houma Housing Authority is a related organization. The organization's financial statements can be obtained at their administrative offices as follows:

Houma Housing Authority  
Wayne Thibodeaux, Executive Director  
7491 Park Avenue  
Houma, LA 70360

**B. Basis of Presentation**

The Parish's basic financial statements consist of the government-wide statements on all of the non-fiduciary activities of the primary government and its non-fiduciary component units and the fund financial statements (individual major funds and combined non-major funds).

**Government-Wide Financial Statements**

The government-wide financial statements (i.e. the statement of net position and the statement of activities) report information on all of the non-fiduciary activities of the primary government and its component units. For the most part, the effect of interfund activity has been removed from these statements. Exceptions to the rule are payments between various functions of government and the enterprise funds for charges such as electric and gas. The government-wide presentation focuses primarily on the sustainability of the Parish as an entity and the change in aggregate financial position resulting from the activities of the fiscal period.

*Governmental Activities* represent programs, which normally are supported by taxes and intergovernmental revenues.

*Business-Type Activities* are financed in whole or in part by fees charged to external parties for goods and services.

The primary government is reported separately from the legally separate component units as detailed in section (A) of this note.

The statement of activities demonstrates the degree to which the direct expenses of a given function or segments are offset by program revenues. Direct expenses are those that are clearly identifiable with a specific function or segment. Indirect costs are not allocated by function for financial reporting in this statement; however, certain indirect costs have been directly allocated as administrative fees to grants and fund programs. Program revenue include: (1) charges to customers or applicants who purchase, use or directly benefit from goods, services, or privileges provided by a given function or segment, and (2) grants and contributions that are restricted to meeting the operational or capital requirements of a particular function or segment. Taxes and other items not properly included among program revenues are reported instead as general revenues. This includes internally dedicated resources such as a restricted property tax.



**Note 1 - SUMMARY OF SIGNIFICANT ACCOUNTING POLICIES (Continued)**

**B. Basis of Presentation (continued)**

**Fund Financial Statements**

Separate financial statements are provided for governmental funds, proprietary funds, and fiduciary funds, even though the latter are excluded from the government-wide financial statements. Major individual governmental and proprietary funds are reported as separate columns in the fund financial statements.

The daily accounts and operations of the Parish are organized on the basis of individual funds, each of which is considered a separate accounting entity. The operations of each fund are accounted for with a separate set of self-balancing accounts that comprise its assets, liabilities, equity, revenues, expenditures or expenses, as appropriate. Government resources are allocated to and accounted for in individual funds based on the purpose for which they are to be spent and the means by which spending activities are controlled. The various funds of the primary government are grouped, into generic fund types and three broad fund categories as follows:

Governmental activities presented as governmental funds in the fund financial statements:

General Fund – The General Fund is the general operating fund of the Parish. The General Fund accounts and reports for all financial resources not accounted and reported for in other funds. The General Fund is always a major fund.

Special revenue funds – special revenue funds are used to account for the proceeds of specific revenue sources (other than major capital projects) that are restricted or committed to expenditures for specified purposes. Special revenue funds reported as major funds in the fund financial statements are as follows:

Public Safety Fund – accounts for and reports the proceeds of ad valorem taxes restricted to the City of Houma. Proceeds are used for operating, maintaining and purchasing any necessary equipment for the police and fire departments.

Grant Fund - accounts for and reports the receipts and disbursements of Federal and state grants.

Road and Bridge Maintenance Fund – accounts for and reports the proceeds of a dedicated ¼% sales tax and supplemental transfer from the General Fund for the purpose of operating, maintaining, and constructing roads and bridges.

Drainage Maintenance Fund – accounts for and reports the proceeds of a dedicated ¼% sales tax and ad valorem taxes used for the purpose of providing, maintaining and constructing drainage works.

Terrebonne Levee & Conservation District Fund – accounts for and reports the collection and disbursement of a dedicated ¼% sales tax to be used according to a local services agreement between the Parish and the Terrebonne Levee & Conservation District to provide for local matching funds for the construction, acquisition, maintenance and operation, extension and/or improvement of hurricane protection for Terrebonne Parish and more specifically identified as the Corps of Engineers Project titled the “Morganza To The Gulf”.

Debt Service Fund – accounts for and reports financial resources that are restricted, committed, or assigned to expenditures for principal, interest and related costs. The Debt Service Fund is not a major fund.

**Note 1 - SUMMARY OF SIGNIFICANT ACCOUNTING POLICIES (Continued)**

**B. Basis of Presentation (continued)**

Capital Projects Fund – accounts for and reports financial resources that are restricted, committed or assigned to expenditures for capital outlays, including the acquisition or construction of major capital facilities and other capital assets (other than those financed by Proprietary Funds). The Capital Projects Fund is reported as a major fund.

Proprietary Funds:

Enterprise funds – are used to account for and reports operations: (a) that are financed and operated similarly to private business enterprises, where the intent of the governing body is that the costs (expenses, including depreciation) of providing goods or services to the general public on a continuing basis be financed or recovered primarily through user charges; or (b) where the governing body has decided periodic determination of revenues earned, expenses incurred, and/or net income is appropriate for capital maintenance, public policy, management control, accountability, or other purposes. Enterprise funds are presented in the business-type activities column in government-wide financial statements and the major funds section of the basic financial statements, the four enterprise funds reported as major funds in the fund financial statements are as follows:

Utilities Fund - accounts for and reports electricity and gas services provided to the residents of the City of Houma and gas services to certain outlying areas of Terrebonne Parish. All activities necessary to provide such services are accounted for in the fund, including, but not limited to, administration, operations, construction, maintenance, financing and related debt service, billing and collection.

Sewerage Fund - accounts for and reports all activities necessary to provide sewer services to Terrebonne Parish, including, but not limited to, operations, construction and maintenance charges.

Sanitation Maintenance Fund – accounts for and reports all activities necessary to provide and maintain garbage collection and disposal services, and closure costs of the Parish's Ashland Landfill.

Civic Center Fund – accounts for and reports all activities necessary for the Houma-Terrebonne Civic Center, including, but not limited to, the administration, operations, maintenance and marketing.

Internal Service Funds – account for and report: (1) risk management services, including liability, property and group health insurance, (2) personnel administrative, training and unemployment claim services, (3) central purchasing services, (4) information systems services and (5) centralized fleet management services provided to various departments or agencies of the Parish, or to other governments, on a cost-reimbursement basis. The internal service fund totals are presented as part of the proprietary fund financial statements. Since the principal users of the internal service funds are Parish governmental activities, financial statements of internal service funds are consolidated into the governmental activities column when presented at the government-wide level. To the extent possible, the costs of these services are reflected in the appropriate functional activity.

Proprietary Funds distinguish operating revenues and expenses from nonoperating items. Operating revenues and expenses generally result from providing services and producing and delivering goods in connection with a proprietary fund's principal ongoing operations. Operating expenses for Enterprise Funds and Internal Service Funds include the cost of sales and services, administrative expenses, and depreciation of capital assets. All revenues and expenses not meeting this definition are reported as nonoperating revenues and expenses.

**Note 1 - SUMMARY OF SIGNIFICANT ACCOUNTING POLICIES (Continued)**

**B. Basis of Presentation (continued)**

Fiduciary Funds (not included in government-wide statements):

Agency funds – account for and report resources legally held in trust for use by the Houma Community Mineral Lease and The Marshal Trust Fund. The Houma Community Mineral Lease Fund accounts for royalties from the production of oil and gas from certain properties within the City of Houma and the distribution of the royalties to the participating property owners. The Marshal Trust Fund accounts for the collection of garnishments and seizures and the subsequent disbursement to the appropriate parties (less a collection fee paid to the Parish).

Pension trust funds – account for and report the activities of the Firemen’s Pension and Relief Fund, which accumulates resources to be used for retirement payments to firemen hired prior to January 1, 1980.

Private-purpose trust fund – accounts for and reports bond proceeds held by the Houma-Terrebonne Public Trust Financing Authority and are used to finance residential housing through low interest first mortgage loans and for other purposes as specified by the trust indenture.

**C. Basis of Accounting and Measurement Focus**

**Government-Wide Financial Statements:**

The government-wide financial statements are reported using the economic resources measurement focus and the accrual basis of accounting. Revenues are recorded when earned and expenses are recorded when a liability is incurred, regardless of the timing of related cash flows. Property taxes and the related state revenue sharing (Intergovernmental revenue) are recognized in the year for which they are levied. Ad valorem tax adjustments and deductions are recognized as expenses for the year in which the related property tax revenue is recognized.

**Fund Financial Statements:**

All governmental funds are accounted for using a current financial resources measurement focus. With this measurement focus, only current assets and liabilities generally are included on the balance sheet. Operating statements of these funds present increases (revenues and other financing resources) and decreases (expenditures and other uses) in net current assets. Governmental funds are maintained on the modified accrual basis of accounting.

Governmental fund revenues resulting from exchange transactions are recognized in the fiscal year in which the exchange takes place and meets the government’s availability criteria (susceptible to accrual). Available means that the resources will be collected within the current fiscal year or are expected to be collected soon enough thereafter to be used to pay liabilities of the current fiscal year. Charges for services, fines and forfeits, and most governmental miscellaneous revenues, including investment earnings are recorded as earned since they are generally not measurable and available. The Parish definition of available means expected to be received within sixty days of the end of the fiscal year except for FEMA reimbursements for which the period is one year.

Nonexchange transactions, in which the Parish receives value without directly giving value in return, included sales tax, property tax, special assessments, grants, entitlements, and donations. Ad valorem taxes and the related state revenue sharing (Intergovernmental revenue) are recognized as revenue of the period for which levied. The current year property taxes are being levied to finance the subsequent year’s budgeted expenditures by Council ordinance and legally are not available for funding current year expenditures, accordingly, property taxes levied in 2013 shall be recognized as revenue in 2014. The 2013 tax levy is recorded as unavailable revenue in the fund financial statements and as deferred inflows of resources in the government – wide financial statements.

**Note 1 - SUMMARY OF SIGNIFICANT ACCOUNTING POLICIES (Continued)**

**C. Basis of Accounting and Measurement Focus (continued)**

Ad valorem tax adjustments represent unpaid taxes that are recognized as general government expenditures when the related tax levy is recognized as revenue. Ad valorem tax deductions represent withheld amounts to fund expenditures of the Terrebonne Parish Assessor and are also recognized as general government expenditures when the related tax revenue is recognized. Sales and use taxes are considered “measurable” when the underlying transaction occurs and meets the availability criteria. Anticipated refunds of such taxes are recorded as fund liabilities and reductions of revenue when they are measurable and valid. Revenue from grants, entitlements and donations is recognized in the fiscal year in which all eligibility requirements have been satisfied. Eligibility requirements include timing requirements, which specify the year when the resources can be used.

Expenditures are recognized in the accounting period in which the related fund liability is incurred, if measurable, except for the following: (1) principal and interest on long-term debt are recorded when due, and (2) claims and judgments, group health claims, arbitrage payable, net pension obligation, and compensated absences and other postemployment benefits are recorded as expenditures in the governmental fund type when paid with expendable available financial resources. Allocations of cost such as depreciation and amortization are not recognized in the governmental funds.

All proprietary and fiduciary funds are accounted for on a flow of economic resources measurement focus. Proprietary funds and fiduciary funds are maintained on the accrual basis of accounting wherein revenues are recognized in the accounting period in which they are earned and become measurable, and expenses are recognized in the period incurred, if measurable. Revenues resulting from transactions, in which each party gives and receives essentially equal value, is recorded on the accrual basis when the exchange takes place. Agency funds, however, are unlike all other types of funds, reporting only assets and liabilities. So agency funds cannot be said to have a measurement focus. They do, however, use the accrual method to recognize receivables and payables.

**D. Assets, Liabilities and Equity**

**Cash, Cash Equivalents and Investments**

Cash includes amounts in regular and money market accounts.

For purposes of the statement of cash flows, cash and cash equivalents include certificates of deposit and securities with maturities of three months or less when purchased and proprietary fund deposits in the Louisiana Asset Management Pool.

Investments are reported at fair value except for: (1) short-term and money market investments, consisting primarily of U.S. Treasury obligations with a maturity of one year or less at time of purchase, which are reported at cost, which approximates fair value, and (2) the Louisiana Asset Management Pool (LAMP) investment, which is a local government 2a7-like pool administered by a non-profit corporation organized under State of Louisiana law, which is permitted to be carried at amortized cost.

All investments are traded in a national or international exchange and are valued at the last reported sales price at current exchange rates. There are no investments without an established market. Unrealized gains and losses on investments recorded at fair value are included in investment income.

Investment policies are governed by state statutes and bond covenants.

**Accounts Receivable**

All trade and property tax receivables are shown net of an allowance for uncollectibles. Trade accounts receivable in excess of 120 days comprise the trade accounts receivable allowance for uncollectibles. The allowances represent approximately 14% and 35% of receivables from governmental and business-type activities, respectively.

**Note 1 - SUMMARY OF SIGNIFICANT ACCOUNTING POLICIES (Continued)**

**D. Assets, Liabilities and Equity (continued)**

**Inventories and Prepaid Items**

Inventories are stated at cost using the average price method. Inventoried items are recorded as expenditures when consumed, rather than when purchased.

Certain payments to vendors reflect costs applicable to future accounting periods and are recorded as other assets (prepaid items) in both government-wide and internal service fund financial statements.

**Interfund Transactions**

In the financial statements, interfund activity is reported as either loans or transfers. Loans between funds are reported as interfund receivables (due from) and payables (due to) as appropriate. Transfers represent a permanent reallocation of resources between funds. In other words, they are not expected to be paid. For reporting purposes, all interfund transactions between individual governmental funds have been eliminated in the government-wide financial statements. At December 31, 2013, the Parish did not have any non-current interfund loans/borrowing arrangements. Any residual balances outstanding between the governmental activities and the business-type activities are reported in the government-wide financial statements as "internal balances".

**Restricted Assets**

Certain bond proceeds and debt service sinking funds of the Parish are legally restricted as to purpose. These assets have been classified as restricted assets on the Statement of the Net Position since the use of these funds is limited by applicable bond resolutions.

**Capital Assets**

Capital assets, which include land and land improvements, buildings, equipment, and infrastructure assets (streets, roads, bridges, canals, and sewer and drainage systems) are reported in the applicable governmental or business-type activities columns in the government-wide financial statements. Capital assets are defined by the government as follows:

- Movable capital assets with a cost of \$1,000 or more per unit and an estimated useful life in excess of two years.
- Individual purchased infrastructure improvements with a value of \$100,000.
- Donated infrastructure with aggregate systems value of \$250,000.

All assets are recorded at historical cost or estimated historical cost if purchased or constructed. Donated capital assets are recorded at estimated fair value market value at the date of donation. Capital assets with an estimated historical cost amounted to \$64,390,888 or 15% of total capital assets used in governmental activities. Changes in estimate are accounted for prospectively. Major outlays for capital assets and improvements are capitalized as projects at completion of construction. At this point the project costs are moved out of construction-in-progress and capitalized. Interest incurred during the construction phase of capital assets of business-type activities is included as part of the capitalization value of the assets constructed.

The Parish capitalizes interest cost (net of interest earned) during the construction phase of major capital projects of proprietary funds. The objectives of the capitalizing interest are: (a) to obtain a measure of acquisition cost that more closely reflects the enterprise's total investment in the asset, and (b) to charge a cost that relates to the acquisition of a resource that will benefit future periods against the revenues of the period benefited. The amount of interest cost capitalized on major capital projects acquired/constructed with proceeds of restricted tax-exempt debt includes all interest cost of the borrowing less any interest earned on related interest-bearing investments acquired with proceeds of the related tax-exempt borrowings from the date of the borrowing until the assets are ready for their intended use. The Parish did not capitalize interest cost during the period ended December 31, 2013.

**Note 1 - SUMMARY OF SIGNIFICANT ACCOUNTING POLICIES (Continued)**

**D. Assets, Liabilities and Equity (continued)**

Capital assets of the Parish, as well as component units, are depreciated using the straight-line method over the following estimated useful lives:

<u>Type of Capital Assets</u>	<u>No. of Years</u>
Buildings and Building Improvements	10-50
Utility Plant and Distribution Systems	10-25
Land Improvements-Structure	10
Furniture	10
Machinery and Equipment	5-10
Vehicles	3-15
Infrastructure	25-70

All infrastructure assets purchased by the Parish since 1980 are recorded as capital assets and depreciated accordingly. All donated infrastructure accepted into the Parish's maintenance program since 1980 has been capitalized and depreciated in accordance with the above capitalization policy.

**Deferred Outflows of Resources**

The Parish reports current refunding and advance refunding resulting in defeasance of debt, the difference between the reacquisition price and the net carrying amount of the old debt as a deferred outflows of resources.

**Grant Advancements**

The Parish reports resources transmitted before eligibility requirements in government mandated or voluntary non exchange transactions are met as grant advancements.

**Long-Term Debt**

In the government-wide statement of net assets and in the proprietary fund types' financial statements, long-term debt and other long-term obligations are reported as liabilities. In proprietary funds bond premiums and discounts, are deferred and amortized over the life of the bonds using the effective interest method. Bond payable costs are reported net of the applicable bond premium or discount. Bond issuance costs are recognized as expenses in the current fiscal period.

In the fund financial statements governmental fund types recognize bond premiums, discounts, and bond issuance costs during the current fiscal period. The face amount of the debt issue is reported as "other financing sources." Premiums received on debt issuances are reported as "other financing sources" and discounts on debt are reported as "other financing uses."

**Compensated Absences**

GASB Statement No. 16, *Accounting for Compensated Absences*, requires governments to accrue compensated absences only to the extent it is probable that the employer will compensate employees for benefits through cash payments conditioned on the employees' termination or retirement. The Parish has recorded liabilities for accumulated vacation, sick leave and the applicable percentages of retirement, social security and medicare associated with the payment of compensated absences as of December 31, 2013.

In the government-wide financial statements and the proprietary fund types fund statements, the total compensated absences liability is recorded as an expense and long-term and current obligations and allocated on a functional basis. A current liability is recorded for the value of one year's accrual of leave. In accordance with GASB Interpretation No. 6, *Recognition and Measurement of Certain Liabilities and Expenditures in Governmental Fund Financial Statements*, no compensated absences liability is recorded at December 31, 2013 in the governmental fund-type fund financial statements.

**Note 1 - SUMMARY OF SIGNIFICANT ACCOUNTING POLICIES (Continued)**

**D. Assets, Liabilities and Equity (continued)**

Employees of the Parish can earn 96 hours or 136 hours of vacation leave, depending on their length of employment. Accumulated vacation leave is due to the employee at the time of termination or death. The vacation policy provides that any unused annual leave, in excess of one year's earnings, remaining on the employee's anniversary date will be transferred to sick leave.

Furthermore, Parish employees earn 56 hours sick leave per year. Upon official retirement from the Parochial Retirement System the retiring employee will be allowed to receive half of whatever, accumulated sick leave time has accrued, up to maximum of 240 hours, by leaving work and remaining on the payroll of the Parish until this 240 hours are exhausted. Retirement from PERS will commence the day after the employee's last day on the Parish payroll. The employee may also elect to be paid for said hours at the time official retirement begins.

Details of the compensated absences liability for the Parish discrete component units can be found in the separately issued audit reports of each component unit.

**Other Postemployment Benefits**

GASB Statement No. 45, *Accounting and Financial Reporting by Employers for Postemployment Benefits other than Pensions*, requires governments to accrue postemployment benefits to the extent it is probable the employer will provide benefits conditioned on the employees' retirement. The Parish has recorded liabilities for postemployment health care benefits as of December 31, 2013.

In the government-wide financial statements and the proprietary fund types fund statements, the other postemployment benefits liability is recorded as long-term obligations and allocated to expenses on a functional basis.

In the governmental fund type fund financial statements other postemployment benefit expenditures are recognized in the amount contributed to the plan or expected to be liquidated with expendable available financial resources. Expendable available financial resources generally refer to other postemployment benefit payments due and payable as of the end of the year.

Details of the other postemployment benefit obligations for the Parish's discrete component units can be found in the separately issued audit reports of each component unit.

**Accounting for Ashland Landfill Closure and Postclosure Care Costs**

Ashland Landfill Closure and Postclosure Care Costs are accrued for in accordance with guidelines recommended by Section L10 of the GASB Codification of Governmental Accounting and Financial Reporting Standards.

The Sanitation Maintenance Fund recognizes a portion of the estimated total current cost of closure and post closure care costs (based on use) as an expense and as a liability in each period that it accepts solid waste. A complete explanation of the liability and its calculation is referenced in Note 21.

**Deferred Inflows of Resources**

The Parish reports deferred inflows of resources when resources associated with imposed non exchange revenue transactions are received or reported as a receivable before (a) the period for which property taxes are levied or (b) the period when resources are required to be used or when use is first permitted for all other imposed non exchange revenues in which the enabling legislation includes time requirements.

**Note 1 - SUMMARY OF SIGNIFICANT ACCOUNTING POLICIES (Continued)**

**D. Assets, Liabilities and Equity (continued)**

**Equity**

Government-wide Statements:

Equity is classified as net position and displayed in three components:

- a. Net investment in capital assets – Consists of capital assets including restricted capital assets, net of accumulated depreciation and reduced by the outstanding balances of any bonds, mortgages, notes or other borrowings that are attributable to the acquisition, construction, or improvement of those assets.
- b. Restricted net position – Consists of assets and deferred outflows of resources less liabilities and deferred inflow of resources (net position) with constraints placed on the use either by (1) external groups such as creditors, grantors, contributions, or laws or regulations of other governments; or (2) law through constitutional provisions or enabling legislation.
- c. Unrestricted net position – All other net assets that do not meet the definition of “restricted” or “investment in capital assets, net of related debt.”

When both restricted and unrestricted resources are available for use, it is the Parish’s policy to use restricted resources first, then unrestricted resources as they are needed.

Fund Financial Statements:

Governmental fund equity is classified as fund balance. Fund balance is further classified as:

- a. Non-spendable – amounts that cannot be spent either because they are in non-spendable form or because they are legally or contractually required to maintain intact.
- b. Restricted – amounts that can be spent only for specific purposes because of constitutional provisions, charter requirements or enabling legislation or because of constraints that are externally imposed by creditors, grantors, contributors, or the laws or regulation of other governments.
- c. Committed – amounts that can be used only for specific purposes determined by a formal action of the members of the Parish Council. Commitments may be established, modified, or rescinded only through ordinances approved by the members of the Parish Council.
- d. Assigned – amounts that do not meet the criteria to be classified as either restricted or committed but that are intended to be used for specific purposes. Amounts may be assigned by a majority vote of the Parish Council or by the Chief Financial Officer under the authorization of the Parish President. Intent can be expressed by the governing body or by an official or body to which the governing body delegates the authority.
- e. Unassigned – all other spendable amounts.

For the classification of governmental fund balances, the Parish considers an expenditure to be made from the most restrictive first when more than one classification is available. Committed, assigned, or unassigned amounts are considered to have been spent when an expenditure is incurred for purposes for which amount in any of those unrestricted fund balance classifications could be used. The Parish’s fund balance was classified as non-spendable, restricted, committed, assigned and unassigned as of December 31, 2013.

Assigned for subsequent year’s expenditures are amounts in next year’s budget that represents deficiencies of revenues over expenditures. Other assignments are made for specific indicated purposes included in the title and require a council appropriation in subsequent years.



**Note 1 - SUMMARY OF SIGNIFICANT ACCOUNTING POLICIES (Continued)**

**D. Assets, Liabilities and Equity (continued)**

**Accounting Estimates**

The preparation of financial statements in conformity with accounting principles generally accepted in the United States of America requires management to make certain estimates and assumptions. Those estimates affect the reported amounts of assets and liabilities and disclosure of assets and liabilities at the date of the financial statements. They may also affect the reported amounts of revenues and expenses of proprietary funds and the government-wide financial statements during the reporting period. Actual results could differ from these estimates.

**E. New GASB Statements**

During the year ending December 31, 2013, the District implemented the following GASB Statements:

Statement No. 61, "*The Financial Reporting Entity: Omnibus.*" The objective of this Statement is to improve financial reporting for a governmental financial reporting entity. This statement did not affect the Parish's financial statements.

Statement No. 66, "*Technical Corrections – 2012.*" The statement enhances the usefulness of financial reports by resolving conflicting accounting and financial reporting guidance that could diminish the consistency of financial reporting. This statement did not affect the Parish's financial statements.

The GASB has issued the following Statements which will become effective in future years as shown below:

Statement No. 67, "*Financial Reporting for Pension Plans.*" The statement improves the usefulness of pension information included in the general purpose external financial reports of state and local governmental pension plans for making decisions and assessing accountability. The statement will be effective for periods beginning after June 15, 2013. Management has not yet determined the effect of this statement on the financial statements.

Statement No. 68, "*Accounting and Financial Reporting for Pensions.*" The statement improves financial reporting by state and local governmental pension plans and also improves information provided by state and local governmental employers about financial support for pensions that is provided by other entities. The statement will be effective for periods beginning after June 15, 2014. Management has not yet determined the effect of this statement on the financial statements.

Statement No. 69, "*Government Combinations and Disposals of Government Operations.*" The objective of this statement is to improve financial reporting by addressing accounting and financial reporting for government combinations and disposals of government operations. The statement will be effective for periods beginning after December 31, 2013. Management has not yet determined the effect of this statement on the financial statements.

Statement No. 70, "*Accounting and Financial Reporting for Nonexchange Financial Guarantees.*" The objective of this Statement is to improve the recognition, measurement, and disclosure guidance for state and local governments that have extended or received financial guarantees that are nonexchange transactions. The statement will be effective for periods beginning after June 15, 2013. Management has not yet determined the effect of this statement on the financial statements.

Statement No. 71, "*Pension Transition for Contributions made Subsequent to the Measurement Date.*" The objective of this Statement is to address an issue regarding application of the transition provisions of Statement No. 68. The statement will be applied simultaneously with Statement No. 68. Management has not yet determined the effect of this statement on the financial statements.

**Note 1 - SUMMARY OF SIGNIFICANT ACCOUNTING POLICIES (Continued)**

**F. Restatement of Net Position/Fund Balances**

Net position for some discrete component units were restated at December 31, 2012. The net position for the District Attorney Thirty-Second Judicial Court, Houma Area Convention and Visitors Bureau, Bayou Cane Fire Department, and Terrebonne Port Commission were restated to reflect prior-period adjustments. The net position of Consolidated Waterworks District No. 1 were restated for the implementation of GASB Statement No. 63 and 65.

<u>Component Units:</u>	<u>December 31, 2012 as previously reported</u>	<u>Adjustment</u>	<u>December 31, 2012 Restated</u>
Consolidated Waterworks District No. 1	\$ 74,932,490	\$ (116,175)	\$ 74,816,315
Houma Area Convention and Visitors Bureau	3,222,150	(8,097)	3,214,053
Bayou Cane Fire Department	4,455,479	(38,808)	4,416,671
Terrebonne Port Commission	71,159,199	231,211	71,390,410
District Attorney	4,956,421	11,611	4,968,032
All other component units	613,110,694		613,110,694
Totals	<u>\$ 771,836,433</u>	<u>\$ 79,742</u>	<u>\$ 771,916,175</u>

**Note 2 - STEWARDSHIP, COMPLIANCE AND ACCOUNTABILITY**

**A. Budgetary Information**

Annual budgets are adopted on a basis consistent with accounting principles generally accepted in the United States of America for all government funds except the Capital Projects Fund and Debt Service Fund. The Capital Projects Fund presents project as opposed to annual budget amounts and are therefore not reported in the accompanying financial report. The Council, who approves each project budget, maintains effective control of costs. The Debt Service Fund does not employ formal budgetary accounting because effective control is alternatively achieved through the indenture provisions of the bonds and certificates.

Encumbrance accounting is not employed in the governmental funds.

The Parish adheres to the following procedures in establishing the budgetary data reflected in the financial statements:

- (1) Prior to October 1, the Parish President submits to the Council a proposed operating budget for the year commencing the following January 1. The operating budget includes proposed expenditures and the means of financing them.
- (2) The Council conducts public hearings to obtain taxpayer comments.
- (3) All actions necessary to adopt and otherwise finalize and implement the budget for an ensuing year are taken prior to the last regular meeting of the year in progress. The budget is legally enacted through passage of an ordinance.
- (4) Appropriations at year-end normally lapse, except for those projects of a continuing nature which remain open until the projects are completed or abandoned and are shown on the Governmental Fund Balance Sheet as Fund Balance – Committed for Capital Projects. There were no such appropriations for continuing projects carried forward from 2013 to 2014 for the General Fund. Carried forward appropriations shall be made as budget line item adjustments by the Parish President and are included in the final budget column.

**Note 2 - STEWARDSHIP, COMPLIANCE AND ACCOUNTABILITY (Continued)**

**A. Budgetary Information (continued)**

(5) The level of budgetary control is at the fund, department or project level and any amendment involving the transfer of monies from one fund, department or project to another or any amendment for amounts exceeding any current expenditure amount budgeted must be approved by the Council. Any transfers of unencumbered appropriations within departments are allowed to be controlled by the Parish President.

(6) The budget was amended various times during the year.

**B. Deficit Fund Balance and Net Position of Individual Funds**

No deficit fund balances/net positions are presented.

**C. Expenditures/Expenses Exceeding Appropriations**

The following individual funds had actual expenditures exceeding appropriations:

	Budget	Actual	Unfavorable Variance
<b>Governmental Funds:</b>			
Sales Tax Capital Improvement	\$6,765,194	\$7,005,096	(\$239,902)
Terrebonne ARC Fund	4,399,842	4,431,020	(31,178)
Parishwide Recreation	2,431,641	2,466,090	(34,449)
Road Lighting Districts	478,520	493,582	(15,062)

These excess expenditures were funded by greater than anticipated revenues and by available fund balance in each fund.

**Note 3 - PROPERTY TAXES**

Property taxes are levied each November 1 on the assessed value listed as of the prior January 1 for all real property, merchandise and movable property located in the Parish. Assessed values are established by the Terrebonne Parish Assessor's Office and the State Tax Commission at percentages of actual value as specified by Louisiana law. A reevaluation of all property is required to be completed no less than every four years. The last reevaluation for the list was completed January 1, 2012. Taxes are due and payable December 31 with interest being charged on payments after January 1. Taxes can be paid through the tax sale date, which is the last Wednesday in June. The lien date is June 13, 2014 for 2013 property taxes.

Properties for which the taxes have not been paid are sold for the amount of the taxes. The assessed values, upon which the 2013 levy was based, are as follows:

	Assessed Value	
	Total Value	Homestead Exemption
<u>Location</u>		
City of Houma	\$ 262,148,110	\$ 55,624,490
All other property for local purposes	782,787,915	124,317,985
Totals	\$1,044,936,025	\$ 179,942,475

**Note 3 - PROPERTY TAXES (Continued)**

The 1974 Louisiana Constitution (Article 7 Section 18) provided that land and improvements for residential purposes be assessed at 10% of fair market value; other property and electric cooperative properties, excluding land, are to be assessed at 15%; and public service properties, excluding land, are to be assessed at 25% of fair market value. Fair market value is determined by the elected Assessor of the Parish on all property subject to taxation except public service properties, which are valued by the Louisiana Tax Commission (LRS 47:1957). The correctness of assessments by the Assessor is subject to the review and certification by the Louisiana Tax Commission.

The Parish and its component units have levied property taxes for payment of principal and interest on long-term debt and for special purposes. The various tax rates for the year ended December 31, 2013 are as follows:

Description	Tax Rate Per \$1,000
Citywide:	
Maintenance	\$ 18.09
Parishwide:	
Debt Service	2.31
Maintenance	42.48
Districts:	
Debt Service	Range 1.00 to 16.00
Maintenance	Range .82 to 23.00

The maximum millage currently levied in any one District is 111.14 per \$1,000 of assessed valuation on property. This maximum includes 9.27 mills for the Terrebonne Parish School Board, 7.58 mills for the Special Law Enforcement District, 4.89 mills for the Terrebonne Levee and Conservation District, 1.96 mills for the Terrebonne Parish Assessor and .50 for the Terrebonne Parish Memorial Veterans District, and Bayou Lafourche Freshwater District, 2.11 mills.

As indicated in Note 1C, property taxes are recorded as revenue by the Parish in the year the taxes finance budgeted expenditures. Property taxes, which are paid under protest, are recorded as revenue in the year the taxes are collected.

**Note 4 -DEPOSITS AND INVESTMENTS**

**Primary Government**

The Parish maintains a cash and investment pool that is available for use by all funds. Each fund's portion of this pool is included on the governmental funds balance sheet, statement of net position of proprietary funds and statement of fiduciary net position in "cash and cash equivalents" and "investments".

**Bank Deposits:**

State Law requires deposits (cash and certificates of deposit) of all political subdivisions to be fully collateralized at all times. Acceptable collateralization includes FDIC insurance and securities purchased and pledged to the political subdivision. Obligations of the United States, the State of Louisiana and certain political subdivisions are allowed as security for deposits. Obligations furnished, as security must be held by the political subdivision, or with an unaffiliated bank or a trust company for the account of the political subdivision.

**Note 4 -DEPOSITS AND INVESTMENTS (Continued)**

**Primary Government (continued)**

The year-end balances of deposits are as follows:

	Bank Balances	Reported Amount
Cash	\$ 33,217,034	\$ 28,232,719
Certificates of deposit	8,386,381	8,386,381
Totals	\$ 41,603,415	\$ 36,619,099

Custodial credit risk is the risk that in the event of a bank failure, the Parish's deposits may not be returned to it. The Parish does not have written deposit policy for custodial credit risk beyond the requirements of state statute. As of December 31, 2013, \$37,994,698 of the Parish's bank balance of \$41,603,415 was exposed to custodial credit risk. These deposits were uninsured and collateralized with securities held by the pledging financial institution's trust department or agent, but not in the Parish's name.

At December 31, 2013, cash and certificates of deposit in excess of the FDIC insurance were collateralized by securities held by unaffiliated banks for the account of the depositors. The Governmental Accounting Standards Board (GASB), which promulgates the standards for accounting and financial reporting for state and local governments, considers these securities subject to custodial credit risk. Even though the deposits are considered subject to custodial credit risk under the provisions of GASB Statement No. 40, Louisiana Revised Statute 39:1229 imposes a statutory requirement on the custodial bank to advertise and sell the pledged securities within 10 days of being notified by the depositor that the fiscal agent has failed to pay deposited funds upon demand.

Investments:

State statutes authorize the Parish to invest in obligations of the U.S. Treasury, agencies, and instrumentalities; guaranteed investment contracts and investment grade (A-1/P-1) commercial paper of domestic corporations; repurchase agreements; and the Louisiana Asset Management Pool (LAMP).

As of December 31, 2013, the Parish had the following investments and maturities:

Investment Type	Fair Value	Investment Maturities (in Years)		
		Less Than 1	1-5	5 or more
Federal Farm Credit Bank Notes	\$ 8,463,267		\$ 5,999,330	\$ 2,463,937
Federal National Mortgage Association (FNMA) Notes	16,289,647		13,017,460	3,272,187
Federal Home Loan Mortgage Corporation (FHLMC) Notes	7,887,090		3,016,914	4,870,176
Federal Home Loan Bank Notes	19,896,185		3,431,880	16,464,305
Federal Farmer Mac (FAMC)	3,085,910		1,950,680	1,135,230
Louisiana Asset Management Pool (LAMP)	78,328,952	\$ 78,328,952		
Totals	\$ 133,951,051	\$ 78,328,952	\$ 27,416,264	\$ 28,205,835

**Note 4 -DEPOSITS AND INVESTMENTS (Continued)**

**Primary Government (continued)**

Because LAMP as of December 31, 2013, had a weighted average maturity of 60 days, it was presented as an investment with a maturity of less than one year.

As a means of limiting its exposure to fair value losses arising from interest rates, the Parish's investment policy emphasizes maintaining liquidity to match specific cash flows.

Credit risk is defined as the risk that an issuer or other counterparty to an investment will not fulfill its obligations. The Parish's investment policy requires the application of the prudent-investor rule. The policy states, *Investments shall be made with judgment and care, under circumstances then prevailing, which persons of prudence, discretion and intelligence exercise in the management of their own affairs, not for speculation, but for investment, considering the probable safety of their capital as well as the probable income to be derived...* The Parish's investment policy limits investments to those allowed under state law, as described on the previous page. All of the Parish's investments were rated AAA by Standard & Poor's, except LAMP which has a rating of AAAM.

For an investment, custodial credit risk is the risk that, in the event of the failure of the counterparty, the Parish will not be able to recover the value of its investments or collateral securities that are in the possession of an outside party. The Parish does not have a written investment policy for custodial credit risk beyond the investment requirements of state statute, as described on the previous page. Investments in external investment pools are not exposed to custodial credit risk because of their natural diversification and the diversification required by the Securities and Exchange Commission.

LAMP, a local government investment pool, is administered by LAMP, Inc., a non-profit corporation organized under the laws of the State of Louisiana, which was formed by an initiative of the State Treasurer in 1993. While LAMP is not required to be a registered investment company under the Investment Company Act of 1940, its investment policies are similar to those established by Rule 2a7, which governs registered money market funds. The primary objective of LAMP is to provide a safe environment for the placement of public funds in short-term, high quality investments. The LAMP portfolio includes only securities and other obligations in which local governments in Louisiana are authorized to invest.

Accordingly, LAMP investments are restricted to securities issued, guaranteed or backed by the U.S. Treasury, the U.S. Government or one of its agencies, enterprises or instrumentalities, as well as repurchase agreements collateralized by those securities. The dollar weighted average portfolio maturity of LAMP assets is restricted to not more than 90 days, and consists of no securities with a maturity in excess of 397 days. The fair value of investments is determined on a weekly basis to monitor any variances between amortized cost and fair value. For purposes of determining participants' shares, investments are valued at amortized cost. The fair value of participant's position is the same as the value of the pool shares.

LAMP is designed to be highly liquid to give its participants immediate access to their account balances. Investments in LAMP at December 31, 2013 amounted to \$78,328,952 and are classified on the Statement of Net Position as either "Cash and Cash Equivalents" or "Investments".

In accordance with GASB Statement No. 31, the Parish recognized the net increase (decrease) in the fair value of investments for the year ended December 31, 2013. The increase (decrease) in the fair value of investments takes into account all changes in fair value (including purchases and sales). For the year ended December 31, 2013, the Parish recognized a net increase in the fair value of investments totaling \$2,601,986; \$1,506,458 in governmental activities and \$1,095,528 in business activities.

**Note 4 -DEPOSITS AND INVESTMENTS (Continued)**

**Primary Government (continued)**

A reconciliation of deposits and investments as shown on the Statement of Net Position for the Primary Government is as follows:

Cash on hand	\$	11,820
Reported amount of deposits		36,619,099
Reported amount of investments		<u>133,951,051</u>
Totals	\$	<u><u>170,581,970</u></u>
Cash and cash equivalents	\$	45,037,436
Cash and cash equivalents-restricted		3,697,321
Investments		116,891,720
Investments-restricted		2,288,502
Fiduciary funds:		
Agency fund cash and cash equivalents (not included in government-wide statement)		822,190
Pension trust fund cash and cash equivalents (not included in government-wide statement)		71,359
Pension trust fund investments (not included in government-wide statement)		<u>1,773,442</u>
Totals	\$	<u><u>170,581,970</u></u>

**Component Units**

The year-end balances of deposits are as follows:

	<u>Bank Balances</u>	<u>Reported Amount</u>
Deposits	<u>\$100,958,499</u>	<u>\$101,101,645</u>

**Note 4 -DEPOSITS AND INVESTMENTS (Continued)**

**Component Units (continued)**

As of December 31, 2013, \$84,803,231 of the component units' bank balance of \$100,958,499 was exposed to custodial credit risk.

<u>Investment Type</u>	Fair Value	Investment Maturities (in Years)			
		Less Than 1	1-5	6-10	More Than 10
U. S. Treasuries	\$ 47,735,726	\$ 3,614,908	\$ 25,886,477	\$ 16,677,500	\$ 1,556,841
Government National Mortgage Association (GNMA) Notes	21,117,895	332,972	678,631	2,002,104	18,104,188
Federal Farm Credit Bank Notes	9,812,586	4,861,105	4,186,553	764,928	
Federal National Mortgage Association (FNMA) Notes	27,358,834	1,293,069	7,942,878	7,648,117	10,474,770
Federal Home Loan Mortgage Corporation (FHLMC) Notes	22,559,067	1,793,160	6,383,358	4,338,305	10,044,244
Federal Home Loan Bank Notes	12,137,181	6,108,492	5,218,609	620,080	190,000
Small Business Administration	12,491,671	91,666	1,574,282	5,079,018	5,746,705
Other U.S. Government Securities	14,924,664	3,716,392	2,524,501	5,277,261	3,406,510
Louisiana Asset Management Pool (LAMP)	24,489,693	24,489,693			
Totals	<u>\$ 192,627,317</u>	<u>\$ 46,301,457</u>	<u>\$ 54,395,289</u>	<u>\$ 42,407,313</u>	<u>\$ 49,523,258</u>

In accordance with GASB Statement No. 31, the component units recognized the net increase (decrease) in the fair value of investments for the year ended December 31, 2013. The increase (decrease) in the fair value of investments takes into account all changes in fair value (including purchases and sales). The amount of the increase (decrease) in the fair value of investments for the component units is not available for the year ended December 31, 2013.

A reconciliation of deposits and investments as shown on the Statement of Net Assets for the component units is as follows:

Cash on hand	\$ 6,517
Reported amount of deposits	101,101,645
Reported amount of investments	<u>192,627,317</u>
Totals	<u>\$ 293,735,479</u>
Cash and cash equivalents	\$ 71,367,610
Cash and cash equivalents-restricted	24,569,845
Investments	190,895,040
Fiduciary fund cash and cash equivalents (not included in government-wide statement)	<u>6,902,984</u>
Totals	<u>\$ 293,735,479</u>



**Note 5 - RECEIVABLES**

Receivables and the applicable allowances for uncollectibles at December 31, 2013 are as follows:

	Amount	Allowance for Uncollectibles	Net Receivables	Collectible After One Year
<b><u>Governmental Activities:</u></b>				
General Fund:				
Taxes	\$ 392,672		\$ 392,672	
Accounts	2,120,745	\$ 1,555,659	565,086	\$ 5,862
Other	113		113	
Public Safety Fund:				
Taxes	539,101		539,101	
Accounts	21,840	11,179	10,661	
Grant Fund:				
Accounts	152,168		152,168	
Other	323		323	
Economic Loans	3,491,084		3,491,084	2,573,273
Road and Bridge Maintenance Fund:				
Accounts	989		989	
Drainage Maintenance Fund:				
Taxes	1,017,678		1,017,678	
Accounts	7,217		7,217	
Capital Projects Fund:				
Accounts	189,140		189,140	
Internal Service Funds:				
Other	532,495		532,495	
Non-Major Funds:				
Taxes	2,184,694		2,184,694	
Accounts	32,746		32,746	
Other	119,860		119,860	
Total governmental funds	10,802,865	1,566,838	9,236,027	2,579,135
Accrued investment earnings	57,524		57,524	
Total governmental activities	\$ 10,860,389	\$ 1,566,838	\$ 9,293,551	\$ 2,579,135
<b><u>Business-type Activities:</u></b>				
Utilities Fund:				
Accounts	\$ 9,228,603	\$ 3,873,718	\$ 5,354,885	
Other	588,117		588,117	
Sewerage Fund:				
Accounts	2,073,951	835,180	1,238,771	
Other (Includes Restricted)	68,192	521	67,671	
Sanitation Maintenance Fund:				
Accounts	1,237,983	591,649	646,334	
Taxes	1,560,656		1,560,656	
Other	455,479		455,479	
Civic Center Fund:				
Other	40,828		40,828	
Total business-type activities	\$ 15,253,809	\$ 5,301,068	\$ 9,952,741	
<b><u>Fiduciary Activities not included in Government-wide Statement:</u></b>				
Agency Funds:				
Other	\$ 37,721		\$ 37,721	

Accounts receivable in the business-type activities include amounts for unbilled services as of December 31, 2013 of \$3,625,087.

**Note 6 -DUE TO AND FROM OTHER GOVERNMENTAL UNITS**

Amounts due from other governmental units at December 31, 2013 consisted of the following:

	Federal	State	Sales Tax	Sheriff	Other	Total
<b><u>Governmental Activities:</u></b>						
General Fund		\$ 2,558,260	\$ 1,520,804	\$ 1,982,877	\$ 387,391	\$ 6,449,332
Public Safety Fund	\$ 34,498	152,601	1,561,687	3,797,165		5,545,951
Grant Fund	14,422,608	3,160,876			31,459	17,614,943
Road and Bridge Maintenance Fund		156,977	1,136,365		576	1,293,918
Drainage Maintenance Fund	48,760	944,862	1,136,365	5,363,840	(1,900)	7,491,927
Terbonne Levee & Conservation District Fund			1,136,365			1,136,365
Capital Projects Fund	9,573,292	7,177,995				16,751,287
Internal Service Funds		100,247			123,680	223,927
Non-Major Funds		493,393	1,136,365	11,342,551	444,700	13,417,009
Total governmental activities	<u>\$24,079,158</u>	<u>\$14,745,211</u>	<u>\$ 7,627,951</u>	<u>\$22,486,433</u>	<u>\$ 985,906</u>	<u>\$69,924,659</u>
<b><u>Business-type Activities:</u></b>						
Utilities Fund		\$ 361,588			\$ 10,527	\$ 372,115
Sewerage Fund		767,079			104	767,183
Sanitation Fund	\$ 755	1,718,019		\$ 8,225,532		9,944,306
Civic Center		19,658			61,416	81,074
Total business-type activities	<u>\$ 755</u>	<u>\$ 2,866,344</u>		<u>\$ 8,225,532</u>	<u>\$ 72,047</u>	<u>\$ 11,164,678</u>

Amounts due to other governmental units at December 31, 2013 consisted of the following:

	Federal	State	Other	Total
<b><u>Governmental Activities:</u></b>				
General Fund		\$ 22,435	\$ 149,657	\$ 172,092
Public Safety Fund		8,771	4,255	13,026
Grant Fund	\$ 869	137	11,993	12,999
Road and Bridge Maintenance Fund			219	219
Drainage Maintenance Fund		11,974	418	12,392
Capital Projects Fund		7,048,556	5,817	7,054,373
Internal Service Funds			385	385
Non-Major Funds		179,704	143,886	323,590
Total governmental activities	<u>\$ 869</u>	<u>\$ 7,271,577</u>	<u>\$ 316,630</u>	<u>\$ 7,589,076</u>
<b><u>Business-type Activities:</u></b>				
Utilities Fund			\$ 48,687	\$ 48,687
Sewerage Fund		\$ 403,680	4,604	408,284
Sanitation Maintenance Fund			558	558
Civic Center		91,619	1,085	92,704
Total business-type activities		<u>\$ 495,299</u>	<u>\$ 54,934</u>	<u>\$ 550,233</u>

**Note 6 -DUE TO AND FROM OTHER GOVERNMENTAL UNITS (Continued)**

Receivable and payable balances at December 31, 2013 between the primary government and component units were as follows:

	Receivable	Payable
<b>Primary Government:</b>		
General Fund	\$ 28,642	\$ 2,438
Totals	\$ 28,642	\$ 2,438
<b>Component Units:</b>		
Terrebonne Parish Fire District No. 8		\$ 1,182
Terrebonne Parish Fire District No. 9	\$ 2,438	
Terrebonne Parish Fire District No. 9		2,388
Village East Fire Department		777
Terrebonne Parish Recreation District No. 3		24,295
Terrebonne Parish Recreation District No. 11		
Totals	\$ 2,438	\$ 28,642

**Note 7 -RESTRICTED ASSETS**

**Primary Government**

Restricted assets in the General Fund consist of \$69,690 dedicated to the maintenance of trees in Broadmoor Subdivision.

Restricted assets in the special revenue funds consist of \$135,795 for Section 8 Vouchers.

The various bond indentures contain significant limitations and restrictions on annual debt service requirements, maintenance of and flow of monies through various restricted accounts, minimum amounts to be maintained in various sinking funds, and minimum revenue bond coverages. The Parish is in compliance with all such significant limitations and restrictions. A summary of Enterprise Fund restricted assets at December 31, 2013 is as follows:

	Utilities Fund	Sewerage Fund
Bond sinking accounts		\$ 8,045,566
Bond reserve accounts		917,017
Customer deposits	\$ 1,081,303	
Total	\$ 1,081,303	\$ 8,962,583

**Component Units**

Restricted assets for Consolidated Waterworks District No. 1 consists of \$24,516,827 representing specific assets that are required to be segregated as to use pursuant to restrictions arising from various bond indenture agreements.

**Note 8 - CHANGES IN CAPITAL ASSETS**

Primary government capital asset activity for the year ended December 31, 2013 was as follows:

	Balance 01/01/13	Additions	Adjustments and Deletions	Balance 12/31/13
<b><u>Governmental Activities:</u></b>				
Capital assets not being depreciated:				
Land	\$ 4,988,188			\$ 4,988,188
Construction in progress	40,408,163	\$24,462,003	\$ (20,764,544)	44,105,622
Total capital assets not being depreciated	45,396,351	24,462,003	(20,764,544)	49,093,810
Capital assets being depreciated:				
Buildings	48,507,199	1,274,399	(50,000)	49,731,598
Equipment	60,645,774	2,833,084	(1,351,757)	62,127,101
Infrastructure	245,174,194	20,897,304		266,071,498
Total capital assets being depreciated	354,327,167	25,004,787	(1,401,757)	377,930,197
Less accumulated depreciation for:				
Buildings	(20,186,583)	(1,165,959)	50,000	(21,302,542)
Equipment	(39,678,311)	(3,093,448)	1,339,037	(41,432,722)
Infrastructure	(59,252,038)	(7,310,938)		(66,562,976)
Total accumulated depreciation	(119,116,932)	(11,570,345)	1,389,037	(129,298,240)
Total capital assets being depreciated, net	235,210,235	13,434,442	(12,720)	248,631,957
Total governmental activities capital assets, net	<u>\$ 280,606,586</u>	<u>\$37,896,445</u>	<u>\$ (20,777,264)</u>	<u>\$297,725,767</u>
<b><u>Business-Type Activities:</u></b>				
Capital assets not being depreciated:				
Land	\$ 3,567,923		\$ 200,000	\$ 3,767,923
Construction in progress	15,352,445	\$ 9,950,592	(13,402,567)	11,900,470
Total capital assets not being depreciated	18,920,368	9,950,592	(13,202,567)	15,668,393
Capital assets being depreciated:				
Electric system and buildings	96,025,274	2,821,269		98,846,543
Gas distributions system and buildings	28,913,717	1,653,056	(83,005)	30,483,768
Sewer system and buildings	109,609,407	12,648,998	(220,369)	122,038,036
Sanitation and buildings	7,251,504	1,339,861		8,591,365
Civic Center buildings and equipment	19,274,132	45,797	(35,003)	19,284,926
Machinery and equipment	7,781,902	918,589	(334,654)	8,365,837
Total capital assets being depreciated	268,855,936	19,427,570	(673,031)	287,610,475
Less accumulated depreciation for:				
Electric system and buildings	(66,351,669)	(2,181,679)		(68,533,348)
Gas distributions system and buildings	(13,479,246)	(1,043,846)	83,005	(14,440,087)
Sewer system and buildings	(52,363,037)	(2,738,782)	218,375	(54,883,444)
Sanitation	(956,878)	(199,417)		(1,156,295)
Civic Center buildings and equipment	(7,411,627)	(512,558)	35,003	(7,889,182)
Machinery and equipment	(5,339,355)	(268,690)	334,654	(5,273,391)
Total accumulated depreciation	(145,901,812)	(6,944,972)	671,037	(152,175,747)
Total capital assets being depreciated, net	122,954,124	12,482,598	(1,994)	135,434,728
Total business-type activities capital assets, net	<u>\$ 141,874,492</u>	<u>\$22,433,190</u>	<u>\$ (13,204,561)</u>	<u>\$151,103,121</u>

**Note 8 - CHANGES IN CAPITAL ASSETS (Continued)**

The primary adjustment for the governmental activities for the year ended December 31, 2013 can be explained as: \$20,764,544 for the completion and capitalization of construction in progress in the building and infrastructure categories.

The costs of deletions of assets used in governmental activities were \$1,385,251 which was primarily vehicles, computers and equipment. Internal service fund deletions amounted to \$16,506.

The adjustments for the business-type activities for the year ended December 31, 2013 can be explained as: \$13,402,567 for the completion and capitalization of construction in progress in the land, building, equipment and infrastructure categories.

Depreciation expense was charged to functions of the primary government as follows:

<b><u>Governmental Activities:</u></b>	
General government	\$ 1,432,090
Public safety	1,353,124
Streets and drainage	8,264,847
Health and welfare	43,150
Culture and recreation	316,301
Conservation and development	2,010
Capital assets held by internal service funds are charged to the various functions based on their usage of the assets	158,823
Total depreciation expense - governmental activities	\$ 11,570,345

**Construction commitments**

The Parish has active construction projects as of December 31, 2013. The projects include street construction in areas with newly developed housing, widening and construction of existing streets and bridges, and various drainage projects. At year-end, the government's commitments with contractors are as follows:

<b><u>Project</u></b>	<b><u>Spent-to-Date</u></b>	<b><u>Remaining Commitment</u></b>
<b>Governmental activities-public purpose portion</b>		
Drainage construction	\$ 8,126,895	\$ 5,064,739
Street construction	5,011,162	809,780
Building and other facilities construction	473,950	4,050
Total governmental activities	13,612,007	5,878,569
<b>Business-type activities</b>		
Sewerage construction and betterments	6,993,959	875,494
Totals	\$ 20,605,966	\$ 6,754,063

**Note 8 - CHANGES IN CAPITAL ASSETS (Continued)**

Component unit capital asset activity for the year ended December 31, 2013, was as follows:

	Balance 01/01/13	Additions	Adjustments and Deletions	Balance 12/31/13
Capital assets not being depreciated:				
Land	\$ 29,786,503	\$ 44,708		\$ 29,831,211
Construction in progress	37,109,673	21,053,913	\$(38,545,943)	19,617,643
Total capital assets not being depreciated	<u>66,896,176</u>	<u>21,098,621</u>	<u>(38,545,943)</u>	<u>49,448,854</u>
Capital assets being depreciated:				
Buildings	245,941,834	10,217,285	(83,279)	256,075,840
Improvements other than buildings	37,184,210	2,529,751	(10,453)	39,703,508
Water Plant & Distribution	130,144,736	2,781,017		132,925,753
Hurricane and flood protection system infrastructure	262,582,548	55,078,151	24,560,358	342,221,057
Equipment	210,372,356	9,408,960	(2,544,833)	217,236,483
Total capital assets being depreciated	<u>886,225,684</u>	<u>80,015,164</u>	<u>21,921,793</u>	<u>988,162,641</u>
Less accumulated depreciation for:				
Buildings	(95,800,627)	(8,205,423)	95,352	(103,910,698)
Improvements other than buildings	(17,856,672)	(1,518,377)	7,581	(19,367,468)
Water Plant & Distribution	(55,642,627)	(2,527,692)		(58,170,319)
Hurricane and flood protection system infrastructure	(36,603,075)	(8,060,643)	13,898	(44,649,820)
Equipment	(157,432,529)	(14,337,259)	2,423,074	(169,346,714)
Total accumulated depreciation	<u>(363,335,530)</u>	<u>(34,649,394)</u>	<u>2,539,905</u>	<u>(395,445,019)</u>
Total capital assets being depreciated, net	<u>522,890,154</u>	<u>45,365,770</u>	<u>24,461,698</u>	<u>592,717,622</u>
Total capital assets, net	<u>\$ 589,786,330</u>	<u>\$ 66,464,391</u>	<u>\$(14,084,245)</u>	<u>\$ 642,166,476</u>

**Note 9 - ACCOUNTS PAYABLE AND OTHER CURRENT LIABILITIES**

Accounts payable and other current liabilities at December 31, 2013 consisted of the following:

	Vendors	Salaries & Benefits	Claims and Judgements	Other	Total Accounts Payable and Accrued Expenditures	Liability for Work on Completed Contracts	Total Accounts Payable and Other Current Liabilities
<b><u>Governmental activities:</u></b>							
General Fund	\$ 412,853	\$ 226,141		\$ 72,442	\$ 711,436	\$ 1,446	\$ 712,882
Public Safety	84,647	228,871		128	313,646		313,646
Grants	3,011,551	54,170		4,063	3,069,784	3,201	3,072,985
Road and Bridge	167,995	50,546		145	218,686	12,300	230,986
Drainage	242,453	60,413			302,866		302,866
Capital Projects	3,814,707			881	3,815,588	1,764,635	5,580,223
Internal Service Fund	584,637	52,451	\$11,287,011	73,747	11,997,846		11,997,846
Non major fund	177,823	125,147		6,594	309,564	5,000	314,564
	<u>8,496,666</u>	<u>797,739</u>	<u>11,287,011</u>	<u>158,000</u>	<u>20,739,416</u>	<u>1,786,582</u>	<u>22,525,998</u>
Liabilities payable from restricted assets				135,065	135,065		135,065
Total governmental activities	<u>\$8,496,666</u>	<u>\$ 797,739</u>	<u>\$11,287,011</u>	<u>\$ 293,065</u>	<u>\$ 20,874,481</u>	<u>\$1,786,582</u>	<u>\$ 22,661,063</u>
<b><u>Business-type activities:</u></b>							
Utilities	\$5,607,455	\$ 44,652		\$ 732	\$ 5,652,839	\$ 51,104	\$ 5,703,943
Sewerage	399,571	38,589		89	438,249	28,401	466,650
Sanitation	851,410	13,349			864,759		864,759
Civic Center	27,729	15,847		135,827	179,403		179,403
	<u>6,886,165</u>	<u>112,437</u>		<u>136,648</u>	<u>7,135,250</u>	<u>79,505</u>	<u>7,214,755</u>
Liabilities payable from restricted assets	24,642			1,081,303	1,105,945	518,757	1,624,702
Total business-type activities	<u>\$6,910,807</u>	<u>\$ 112,437</u>		<u>\$ 1,217,951</u>	<u>\$ 8,241,195</u>	<u>\$ 598,262</u>	<u>\$ 8,839,457</u>

**Note 10 - LONG-TERM DEBT**

**Public Improvement Bonds**

The Parish issues public improvement bonds to provide for the acquisition and construction of major capital facilities. Public improvement bonds have been issued for governmental activities and are secured with sales and use taxes levied by the Parish. The largest amount of principal and interest due in any single year for new public improvement bonds shall not exceed 75% of anticipated revenue from the tax securing the bonds.

**General Obligation Bonds**

The Parish issues general obligation bonds to provide for the acquisition and construction of major capital facilities. General obligation bonds have been issued for governmental activities and are secured by unlimited ad valorem taxation. The total general obligation bond debt shall not exceed 10% of the assessed value of all property within Terrebonne Parish.

**Revenue Bonds**

The Parish also issues revenue bonds for the purpose of providing for the acquisitions and construction of major capital projects. Revenue bonds have been issued for business-type activities. The Parish has pledged income derived from the acquired or constructed assets to pay revenue bond debt service.

**Note 10 - LONG-TERM DEBT (Continued)**

**Primary Government (continued)**

Terrebonne Parish Consolidated Government issued \$17,938,400 in Sewer Revenue Bonds, Series 2010 and 2013 (Build America Bond and Recovery Zone Economic Development) for the purpose of conversion of 6 lift stations to submersible pumps, mitigation of 4 lift stations in the South Treatment Plant service area and renovations of 11 other lift stations throughout the Parish and renovations of 2 treatment plants. The revenue bonds were issued in the form of a single bond which was purchased by the Louisiana Department of Environmental Quality (DEQ).

The Bond shall bear interest at the rate of .45% annually, payable in monthly installments beginning September 2, 2013 and maturing September 1, 2023. The bond is secured and payable solely from the income and revenues derived or to be derived by the Parish from the operation of its sewer system. The purchase price of the Bond shall be paid in periodic advances of principal by DEQ. At December 31, 2013, DEQ had advanced the Parish \$13,600,344 on Series 2010 for construction costs and \$14,564 for bond issuance costs on Series 2013.

The following is a summary of changes in long-term debt of the Parish:

	Payable January 1, 2013	Obligations Retired	New Issues	Payable December 31, 2013	Due Within One Year
<b><u>Governmental Activities:</u></b>					
Bonds:					
Public Improvement	\$ 86,510,000	\$ 3,860,000	\$ 11,275,000	\$ 93,925,000	\$ 3,790,000
General Obligation	18,425,000	1,455,000		16,970,000	1,270,000
Unamortized bond premium					
General Obligation	18,207	2,466		15,741	
Public Improvement	247,492	57,734	54,613	244,371	
Unamortized bond discount					
Public Improvement		(2,072)	(78,925)	(76,853)	
Compensated absences payable	1,279,092	1,159,635	1,182,179	1,301,636	1,136,610
Other postemployment benefits	11,453,974	1,800,673	3,981,087	13,634,388	
Total governmental activities	<u>\$ 117,933,765</u>	<u>\$ 8,333,436</u>	<u>\$ 16,413,954</u>	<u>\$ 126,014,283</u>	<u>\$ 6,196,610</u>
<b><u>Business-type Activities:</u></b>					
Revenue bonds	\$ 9,211,295	\$ 788,000	\$ 5,191,613	\$ 13,614,908	\$ 794,000
Landfill Closure	1,758,603	236,158		1,522,445	\$ 138,000
Compensated absences payable	377,724	291,096	312,962	399,590	304,088
Other postemployment benefits	1,944,886	89,825	635,047	2,490,108	
Total business-type activities	<u>\$ 13,292,508</u>	<u>\$ 1,405,079</u>	<u>\$ 6,139,622</u>	<u>\$ 18,027,051</u>	<u>\$ 1,236,088</u>

Compensated absences, other postemployment benefits and landfill closure are described in Notes 1D, 19 and 21, respectively.

Internal service funds serve predominantly the governmental funds. Accordingly, long-term liabilities for these funds are included as part of the totals for governmental activities. At year-end \$223,871 and \$1,504,402 of compensated absences payable and other postemployment benefits respectively for internal service funds are included as governmental activities. These obligations typically have been liquidated by the General Fund, Public Safety Fund, Grant Fund, Road and Bridge Maintenance Fund, Drainage Maintenance Fund and all other governmental funds and propriety funds that incur personal service costs.



**Note 10 - LONG-TERM DEBT (Continued)**

The annual requirements to amortize authorized bonded debt outstanding including principal and interest and following the full advance of the Build America Revenue Bonds, at December 31, 2013 are as follows:

Maturity	Public Improvement Bonds		General Obligation Bonds		Revenue Bonds	
	Principal	Interest	Principal	Interest	Principal	Interest
2014	\$ 3,790,000	\$ 4,126,734	\$ 1,270,000	\$ 756,104	\$ 794,000	\$ 72,954
2015	3,950,000	3,985,377	1,315,000	700,929	904,267	69,381
2016	4,140,000	3,824,984	1,195,000	645,554	911,267	65,781
2017	4,340,000	3,647,238	955,000	597,684	917,267	62,149
2018	4,555,000	3,452,551	1,000,000	554,320	924,267	58,491
2019-2023	22,265,000	14,484,776	5,835,000	1,722,399	4,716,332	236,547
2024-2028	23,430,000	9,123,381	5,400,000	561,017	4,365,000	140,648
2029-2033	17,620,000	4,706,806			3,618,000	40,860
2034-2036	9,835,000	792,881				
<b>Totals</b>	<b>\$ 93,925,000</b>	<b>\$48,144,728</b>	<b>\$16,970,000</b>	<b>\$ 5,538,007</b>	<b>\$ 17,150,400</b>	<b>\$ 746,811</b>

Bonds payable are represented by the following individual issues:

	Authorized and Issued	Range of Annual Installments	Interest Rate (%)	Maturity Date	Out standing
<b>Public Improvement Bonds</b>					
1998B Refunding Certificates of Indebtedness	\$ 3,725,000	\$ 195,000 - \$ 290,000	5.50 - 6.85	7-01-2019	\$ 1,375,000
2003 Public Improvement Refunding Bonds	5,200,000	470,000 - 545,000	1.00 - 3.25	3-01-2014	545,000
2005 Public Improvement Bonds	7,495,000	115,000 - 580,000	4.00 - 6.00	3-01-2025	5,410,000
2008 Public Improvement Bonds	9,825,000	250,000 - 785,000	4.25 - 5.88	3-01-2028	8,825,000
2009 Public Improvement Bonds	11,850,000	340,000 - 1,590,000	2.00 - 4.50	3-01-2020	7,855,000
2011 Public Improvement Bonds	49,000,000	1,010,000 - 3,455,000	2.00 - 5.25	4-01-2036	46,965,000
2011 Public Improvement Bonds	11,765,000	90,000 - 2,125,000	2.00 - 4.00	3-01-2026	11,675,000
2013 Public Improvement Bonds	11,275,000	100,000 - 940,000	2.00 - 3.50	3-01-2033	11,275,000
					93,925,000
<b>General Obligation Bonds</b>					
2005 Drainage/Paving	5,000,000	140,000 - 400,000	3.00 - 5.00	3-01-2025	3,625,000
2005 Refunding	4,425,000	240,000 - 460,000	3.50 - 4.00	3-01-2016	1,215,000
2007 Drainage/Paving	10,000,000	115,000 - 460,000	4.38 - 5.00	3-01-2027	7,960,000
2008 Sewerage	5,000,000	150,000 - 385,000	4.25 - 6.00	3-01-2028	4,170,000
					16,970,000
<b>Revenue Bonds</b>					
Sewer Revenue					
2010	17,000,000	788,000 - 915,000	0.45 - 0.45	9-01-2032	13,600,344
Sewer Revenue					
2013	938,400	104,266 - 104,267	0.00 - 0.00	9-01-2023	14,564
					13,614,908
<b>Total bonds payable</b>					<b>\$ 124,509,908</b>

**Note 10 - LONG-TERM DEBT (Continued)**

**Component Units**

Several component units have year-ends that are different from the reporting entity. The following summaries of bond transactions, annual debt requirements and bonds payable by individual issues are presented as of and for the various year ends of the component units.

The following is a summary of changes in long-term debt of the component units of the Parish:

	Beginning Balance	Obligations Retired	New Issues	Ending Balance	Due Within One Year
<b><u>Governmental Activities:</u></b>					
Bonds:					
Public Improvement	\$ 7,365,000	\$ 800,000		\$ 6,565,000	\$ 835,000
General Obligation	10,639,000	709,000	\$ 350,000	10,280,000	800,000
Certificate of Indebtedness	590,000	131,000		459,000	137,000
Capitalized leases	1,380,392	448,075	32,042	964,359	224,136
Compensated absences	668,372	54,860	54,167	667,679	
Postemployment benefits	4,733,557	1,431	1,316,361	6,048,487	
Other long-term liabilities	446,708	83,000		363,708	88,000
Total governmental activities	<u>25,823,029</u>	<u>2,227,366</u>	<u>1,752,570</u>	<u>25,348,233</u>	<u>2,084,136</u>
<b><u>Business-type Activities:</u></b>					
Revenue Bonds	74,379,527	7,774,563	19,190,000	85,794,964	3,413,254
Certificate of Indebtedness	2,986,863	194,164	3,500,000	6,292,699	534,000
Deferred Amount on Refunding	(146,753)		146,753		
Unamortized bond premium	1,010,969	190,473	1,307,860	2,128,356	100,270
Postemployment benefits	1,598,892		228,518	1,827,410	
Other long-term liabilities	512,000	61,000		451,000	
Total business-type activities	<u>80,341,498</u>	<u>8,220,200</u>	<u>24,373,131</u>	<u>96,494,429</u>	<u>4,047,524</u>
Total long-term debt	<u>\$ 106,164,527</u>	<u>\$ 10,447,566</u>	<u>\$ 26,125,701</u>	<u>\$ 121,842,662</u>	<u>\$ 6,131,660</u>

The annual requirements, including interest to amortize all long-term debt outstanding at December 31, 2013 other than compensated absences and other postemployment benefits are as follows:

Maturity	Public Improvement Bonds		General Obligation Bonds		Revenue Bonds		Certificate of Indebtedness		Capitalized Leases	
	Principal	Interest	Principal	Interest	Principal	Interest	Principal	Interest	Principal	Interest
2014	\$ 835,000	\$ 260,639	\$ 800,000	\$ 397,033	\$ 3,413,254	\$ 3,839,931	\$ 671,000	\$ 313,311	\$ 224,136	\$ 37,611
2015	880,000	218,271	703,000	379,664	2,522,083	3,731,276	701,500	286,079	227,254	31,131
2016	930,000	177,946	745,000	353,569	3,110,158	3,634,508	727,200	257,173	235,577	19,390
2017	965,000	139,964	783,000	324,962	3,229,489	3,524,582	637,700	228,806	190,304	10,831
2018	945,000	100,581	811,000	297,622	3,340,084	3,410,608	632,200	201,375	42,159	3,306
2019-2023	2,010,000	83,122	3,493,000	1,041,927	22,109,896	14,428,524	3,382,099	575,242	44,919	1,706
2024-2028			2,135,000	426,172	23,744,000	9,521,716				
2029-2033			810,000	48,775	18,961,000	4,358,361				
2034					5,365,000	696,875				
Totals	<u>\$ 6,565,000</u>	<u>\$ 980,523</u>	<u>\$ 10,280,000</u>	<u>\$ 3,269,724</u>	<u>\$ 85,794,964</u>	<u>\$ 47,146,381</u>	<u>\$ 6,751,699</u>	<u>\$ 1,861,986</u>	<u>\$ 964,349</u>	<u>\$ 103,975</u>

**Note 10 - LONG-TERM DEBT (Continued)**

Bonds payable for component units are represented by the following individual issues:

	Authorized and Issued	Range of Annual Installments		Interest Rate (%)		Maturity Date	Outstanding		
<u>Public Improvement Bonds</u>									
Communications District	\$ 500,000			\$ 26,661		4.15	10-01-2017	\$ 205,000	
Library-2005 Refunding	8,830,000	20,000	-	1,025,000	4.00	-	7.00	03-01-2020	6,360,000
								<u>6,565,000</u>	
<u>General Obligation Bonds</u>									
Fire Protection Districts:									
No. 4A - 2004	850,000	25,000	-	80,000			3.89	03-01-2019	420,000
No. 5 - 2009	1,600,000	50,000	-	97,000			5.25	03-01-2029	1,440,000
No. 7 - 2005	1,800,000	60,000	-	145,000	3.85	-	7.00	03-01-2025	1,320,000
No. 10 - 1999	745,000	15,000	-	75,000			5.25	03-01-2014	755,000
Schriever Fire District:									
Series 1997	815,000	25,000	-	75,000	4.00	-	8.00	03-01-2017	285,000
Series 2011	2,500,000	20,000	-	240,000	2.00	-	8.00	03-01-2031	2,460,000
Recreation District:									
No. 1 - 2004	1,000,000	50,000	-	100,000			4.58	03-01-2019	525,000
No. 6 - 2007	1,400,000	250,000	-	88,000			7.00	03-01-2028	1,240,000
No. 10 - 1999	465,000	10,000	-	50,000			5.25	03-01-2014	50,000
Veterans - 2011	1,700,000	116,000	-	206,000	0.60	-	4.50	03-01-2021	1,435,000
Veterans - 2013	350,000	40,000	-	48,000			1.71	03-01-2021	350,000
									<u>10,280,000</u>
<u>Revenue Bonds</u>									
Hospital:									
Series 2003	25,000,000	85,000	-	4,130,000	2.00	-	5.25	04-01-2033	16,385,000
Series 2010	40,455,000	700,000	-	3,345,000	3.00	-	5.00	10-01-2028	38,105,000
Waterworks:									
Series 2012A	17,300,000	485,000	-	1,180,000			4.64	11-01-2037	17,300,000
Series 2012B	1,890,000	350,000	-	410,000			2.83	11-01-2017	1,890,000
Series 2010	1,900,000	75,000	-	118,000			2.95	11-01-2030	1,748,000
Series 2003A	6,610,000	15,000	-	1,245,000			5.25	11-01-2023	6,610,000
Series 2003B	10,425,000	880,000		1,220,000	4.00	-	5.00	11-01-2013	1,000,000
Airport Comission:									
Series 2007A	4,490,000	93,759	-	94,769			5.65	06-01-2027	2,756,964
									<u>85,794,964</u>
<u>Certificates of Indebtedness</u>									
Port Commission	2,000,000	90,000	-	210,000			6.65	07-01-2024	1,612,699
Port Commission	1,180,000	130,000	-	205,000			4.75	04-01-2024	1,180,000
Port Commission	1,500,000	125,000		180,000			4.15	04-01-2023	1,500,000
Port Commission	2,000,000	175,000		225,000			2.75	04-01-2023	2,000,000
Recreation District No. 6 - 2012	140,000	26,000	-	30,000			2.73	05-01-2017	114,000
Recreation District No. 11-2009	750,000	109,598	-	121,800	1.00	-	3.00	03-01-2016	345,000
									<u>6,751,699</u>
Total bonds payable									<u>\$ 109,391,663</u>

**Note 11 - DUE TO AND FROM OTHER FUNDS**

Due to and from other funds are listed by fund for the year ended December 31, 2013:

	Interfund Receivables	Interfund Payables
<b>General Fund:</b>		
Public Safety Fund	\$ 142,497	
Grant Fund	15,635,038	\$ 230,150
Road and Bridge Maintenance Fund	115,654	507,502
Drainage Maintenance Fund	361,758	
Terrebonne Levee & Conservation District Fund	83,888	
Capital Projects Funds	2,770,143	7,745,713
Utilities Fund	2,666,324	3,191,459
Sewerage Fund	9,181,852	5,625,788
Sanitation Maintenance Fund	77,447	518,766
Civic Center Fund	11,656	459,597
Internal Service Funds	4,514,892	15,315,855
Non-major Funds	1,165,367	2,687,958
Totals	36,726,516	36,282,788
<b>Public Safety Fund:</b>		
General Fund		142,497
Sanitation Maintenance Fund	37,010	
Utilities Fund		61,494
Internal Service Funds	19	295,678
Totals	37,029	499,669
<b>Grant Fund:</b>		
General Fund	230,150	15,635,038
Sanitation Maintenance Fund		15
Utilities Fund	7,600	20,865
Civic Center Fund	513,363	
Internal Service Funds	17,000	24,105
Totals	768,113	15,680,023
<b>Road and Bridge Maintenance Fund:</b>		
General Fund	507,502	115,654
Sanitation Maintenance Fund		32,343
Utilities Fund		2,055
Internal Service Funds	1,035	319,630
Non-major Funds	175,000	
Totals	683,537	469,682
<b>Drainage Maintenance Fund:</b>		
General Fund		361,758
Sanitation Maintenance Fund		2,101
Capital Projects Funds	50,000	
Utilities Fund	51,042	
Sewerage Fund	231	
Internal Service Funds		546,159
Totals	101,273	910,018

**Note 11 - DUE TO AND FROM OTHER FUNDS (Continued)**

	Interfund Receivables	Interfund Payables
Terrebonne Levee & Conservation District Fund		
General Fund		\$ 83,888
Internal Service Funds		377
Totals		84,265
Capital Project Funds:		
General Fund	\$ 7,745,713	2,770,143
Drainage Maintenance Fund		50,000
Sanitation Maintenance Fund	2,807,000	
Utilities Fund	9,639	
Non-major Funds	148,882	353,450
Totals	10,711,234	3,173,593
Utilities Fund:		
General Fund	3,191,459	2,666,324
Public Safety Fund	61,494	
Grant Fund	20,865	7,600
Road and Bridge Maintenance Fund	2,055	
Drainage Maintenance Fund		51,042
Sanitation Maintenance Fund		28,783
Capital Projects Funds		9,639
Sewerage Fund	245,655	
Civic Center Fund	201,547	
Internal Service Funds	1,506,874	254,422
Non-major Funds	39,962	
Totals	5,269,911	3,017,810
Sewerage Fund:		
General Fund	5,625,788	9,181,852
Drainage Maintenance Fund		231
Sanitation Maintenance Fund		1,341
Utilities Fund		245,655
Internal Service Funds		138,583
Totals	5,625,788	9,567,662
Sanitation Maintenance Fund		
General Fund	518,766	77,447
Public Safety Fund		37,010
Grant Fund	15	
Road and Bridge Maintenance Fund	32,343	
Drainage Maintenance Fund	2,101	
Capital Projects Funds		2,807,000
Utilities Fund	28,783	
Sewerage Fund	1,341	
Internal Service Funds	68	154,411
Totals	583,417	3,075,868
Civic Center Fund:		
General Fund	459,597	11,656
Grant Fund		513,363
Utilities Fund		201,547
Internal Service Funds		26,484
Totals	459,597	753,050

**Note 11 - DUE TO AND FROM OTHER FUNDS (Continued)**

	Interfund Receivables	Interfund Payables
Internal Service Funds:		
General Fund	\$ 15,315,855	\$ 4,514,892
Public Safety Fund	295,678	19
Grant Fund	24,105	17,000
Road and Bridge Maintenance Fund	319,630	1,035
Drainage Maintenance Fund	546,159	
Levee and Conservation District Fund	377	
Sanitation Maintenance Fund	154,411	68
Utilities Fund	254,422	1,506,874
Sewerage Fund	138,583	
Civic Center Fund	26,484	
Internal Service Funds	277,957	277,957
Non-major Funds	78,157	
Totals	17,431,818	6,317,845
Non-major Funds:		
General Fund	2,687,958	1,165,367
Road and Bridge Maintenance Fund		175,000
Capital Projects Funds	353,450	148,882
Utilities Fund		39,962
Internal Service Funds		78,157
Non-major Funds	174,390	174,390
Totals	3,215,798	1,781,758
Grand Totals	\$ 81,614,031	\$ 81,614,031

The balances above resulted from the time lag between the dates that (1) interfund goods and services are provided or reimbursable expenditures occur, (2) transactions are recorded in the accounting system and (3) payments between funds are made.

**Note 12 - MAJOR SUPPLIERS - ENTERPRISE FUNDS**

The Parish made 10% or more of total energy purchases recognized in the Utilities Fund during the year ended December 31, 2013 from the following suppliers:

	Purchases
Supplier A	\$ 17,393,173
Supplier B	\$ 4,079,240

The Parish made 10% or more of charges for services recognized in the Sanitation Fund during the year ended December 31, 2013 from the following suppliers:

	Purchases
Supplier A	\$ 4,887,790
Supplier B	\$ 3,310,091
Supplier C	\$ 1,355,213

**Note 13 - INVESTMENT IN LEPA**

The Louisiana Energy and Power Authority (LEPA), was created as a political subdivision of the State of Louisiana. Eighteen Louisiana municipalities currently are members of LEPA and are joined together to provide a reliable and economic supply of electric power and energy to member municipalities. LEPA is a 20% co-owner under the Joint Ownership Agreement of a coal-fired steam electric generating plant, the Rodemacher Unit No. 2, which has a rated net capacity of 524 MW. The Agreement will remain in effect as long as the unit is useful for the generation of electricity or for a period of 35 years, whichever is less. Central Louisiana Electric Company, Inc. (CLECO) and Lafayette Public Power Authority (LPPA) have ownership interests of 30% and 50%, respectively.

In October 1982, the City of Houma (through the Utilities Fund) entered into a Rodemacher Power Sales Contract with LEPA to purchase output from the Rodemacher Unit No. 2 generating facility located in Boyce, Louisiana. Four other Louisiana municipal electric utilities and LEPA members entered into similar agreements. The terms of the agreements are such that each city is required to purchase its respective entitlement share of generated electricity from the facility. The aggregate entitlement shares of all the cities equals 100% of LEPA's 20% or 104.6 MW ownership, of which the Utilities Fund share is 21.7% or 22.7 MW. Each city is required to pay monthly for its entitlement share of power capability and energy on a take-or-pay basis. In addition, the Parish had entered into a Load Matching Servicing Agreement whereby LEPA administers load matching services. Under existing law, the rates charged by the participants to their customers are not subject to regulation by any federal or state authority. Each participant is obligated to establish rates and charges sufficient to pay all of its obligations to LEPA. Payments made to LEPA are payable monthly solely from the revenues of the Utilities Fund.

Expenses for the Utilities Fund's entitlement share of power capability and energy for the year ended December 31, 2013 amounted to \$6,464,902. Expenses for load matching services amounted to \$402,917 for the year ended December 31, 2013. Additional energy through LEPA amounted to \$10,525,354 for the year ended December 31, 2013. The Utilities Fund's investment in LEPA of \$1,103,465 is recorded based on audited financial statements as of December 31, 2013.

LEPA issues a publicly available financial report that includes financial statements and other required supplementary information. The report may be obtained by writing to Louisiana Electric Power Authority, 210 Venture Way, Lafayette, Louisiana, 70507-5319.

**Note 14 - INTERDEPARTMENTAL - UTILITIES USAGE**

The Utilities Fund records at cost the sales and purchases of natural gas between departments. The Gas Department reports as revenue the sale of natural gas to the Electric Department. The Electric Department records these purchases as operating expenses. For the year ended December 31, 2013, these interdepartmental transactions amounted to \$706,656. Interdepartmental sales of electricity and gas to other Parish departments amounted to \$15,915. No consolidating or other eliminating entries were made in arriving at the above figures.

**Note 15 - RECONCILIATION OF TRANSFERS**

A reconciliation of transfers for the year ended December 31, 2013 is as follows:

	Transfers In	Transfers Out
<b>General Fund:</b>		
Public Safety Fund		\$ 1,654,440
Grant Fund		1,077,397
Road and Bridge Maintenance Fund		1,045,000
Capital Projects Fund		3,786,181
Utilities Fund	\$ 2,299,158	
Civic Center Fund		872,151
Non-Major Funds	437	2,753,769
Sanitation Fund	549,241	
Totals	2,848,836	11,188,938
<b>Public Safety Fund:</b>		
General Fund	1,654,440	
Non-Major Funds		514,958
Totals	1,654,440	514,958
<b>Grant Fund:</b>		
General Fund	1,077,397	
Civic Center	513,363	
Internal Service Funds	17,000	
Totals	1,607,760	
<b>Road and Bridge Maintenance Fund:</b>		
General Fund	1,045,000	
Non-Major Funds	175,000	
Totals	1,220,000	
<b>Drainage Maintenance Fund:</b>		
Capital Projects Fund	50,000	2,515,000
Totals	50,000	2,515,000
<b>Terrebonne Levee &amp; Conservation District Fund</b>		
Non-Major Funds		3,306,988
Totals		3,306,988
<b>Capital Projects Fund:</b>		
General Fund	3,786,181	
Drainage Maintenance Fund	2,515,000	50,000
Sewerage Fund		1,546,829
Sanitation Maintenance Fund	2,807,000	68,160
Non-Major Funds	3,792,567	353,450
Totals	12,900,748	2,018,439



**Note 15 - RECONCILIATION OF TRANSFERS (Continued)**

	Transfers In	Transfers Out
Utilities Fund:		
General Fund		2,299,158
Non-Major Funds	225,000	
Totals	225,000	2,299,158
Sewerage Fund:		
Capital Projects Fund	1,546,829	
Totals	1,546,829	
Sanitation Maintenance Fund:		
General Fund		549,241
Capital Projects Fund	68,160	2,807,000
Totals	68,160	3,356,241
Civic Center Fund:		
General Fund	872,151	
Grant Funds		513,363
Totals	872,151	513,363
Internal Service Fund:		
Grant Fund		17,000
Totals		17,000
Non-Major Funds:		
General Fund	2,753,769	437
Public Safety Fund	514,958	
Road and Bridge Maintenance Fund		175,000
Terrebonne Levee & Conservation District Fund	3,306,988	
Capital Projects Fund	353,450	3,792,567
Utilities Fund		225,000
Non-Major Funds	4,267,518	4,267,518
Totals	11,196,683	8,460,522
Grand Totals	\$ 34,190,607	\$ 34,190,607

Transfers are used to (1) move revenues from the fund that statute or budget requires to collect them to the fund that statute or budget requires to expend them, (2) move receipts restricted to debt service fund from the funds collecting the receipts to the debt service fund as debt service payments become due, and (3) use unrestricted revenues collected in the general fund to finance various programs accounted for in other funds in accordance with budgetary authorizations.

In the year ended December 31, 2013, the Parish made a transfer of \$2,299,158 from the Utilities Fund to the General Fund for the payment in lieu of tax (PILOT). The PILOT is a prudent percentage of funds that may be transferred from City Utility System after satisfying various requirements of the Ordinance # 97-5740.

**Note 16 - OPERATING LEASES**

The Parish is a lessee in various operating leases. These operating leases are for property, buildings and boat landings. Some leases are on a daily/as needed basis, some are monthly and others are on a yearly basis. The longest time period the Parish is under contract is for a lease expiring in the year 2070 for a park at a yearly fee of \$50. Since 1989 the Parish has been providing in-kind services to the Houma-Terrebonne Airport Commission in exchange for property leased by the Parishwide Recreation Fund. The lease, which expired on June 30, 1989, has operated on a month-to-month basis from 1989 to 2013. Management has determined the in-kind services of Police and Fire Protection, Roads and Drainage have more than compensated for the outstanding liability, and future obligations will be offset by in-kind services from the Parish to the Airport Commission.

Rental expenses for all operating leases for the year ended December 31, 2013 totaled approximately \$272,757.

The minimum annual commitments under non-cancelable operating leases are as follows:

<u>Year Ending December 31</u>	<u>Amount</u>
2014	\$ 163,804
2015	123,530
2016	122,421
2017	122,421
2018	31,485
2019-2023	29,900
2024	<u>1,100</u>
Total	<u>\$ 594,661</u>

The Parish leases space in its Government Towers to business and other governmental agencies. Some leases are non-cancelable operating leases and some are operating on a month-to-month basis. The cost of property leased or held for lease to others was approximately \$2,436,227 for the year ended December 31, 2013. Accumulated depreciation on this leased property was approximately \$794,638 as of December 31, 2013. In addition, the Parish leases a fully depreciated office building with cost of \$75,000 to another governmental agency under a non-cancelable operating lease expiring April 30, 2014.

Minimum rentals on non-cancelable operating leases for the next five years are as follows:

<u>Year Ending December 31</u>	<u>Amount</u>
2014	\$ 287,746
2015	274,536
2016	274,536
2017	274,533
2018	<u>274,532</u>
Total	<u>\$ 1,385,883</u>

Several of the leases include rental amounts that are redetermined annually based on formulas prescribed in the individual lease agreements. The future minimum rentals for these leases were determined using the rates in effect at December 31, 2013. Rental income under cancelable and non-cancelable leases for 2013 was approximately \$637,021.

**Note 17 - RISK MANAGEMENT**

The Parish is exposed to various risks of loss related to general liability, auto liability, workers' compensation, property and group health benefits. Various suits and claims arising from personal injury and property damage, some for substantial amounts, are pending against the Parish, its insurers and others. In accordance with GASB Statement No. 62, the Parish's Internal Service Fund has provided for, in its financial statements, estimated losses from the aforementioned pending suits and claims based on the estimated ultimate cost of settling the claims, considering the effects of inflation, recent claim settlement trends and other social and economic factors, including the effects of specific incremental claim adjustment expenses, salvage and subrogation. The Parish believes the ultimate settlement costs will not materially exceed the amounts provided for the claims.

Under the Parish's limited risk management program, premiums are paid into the internal service funds by all participating funds and are available to pay claims, claim reserves and administrative costs of the program. The total charge by the internal service funds to the other funds is based on an actuarial method and adjusted over a reasonable period of time so that internal service fund revenues and expenses are approximately equal.

Liabilities are reported when it is probable that a loss has occurred and the amount of the loss can be reasonably estimated. Liabilities include an amount for claims that have been incurred but not reported (IBNRs). The liability for claims and judgments is reported in the internal service fund.

Insurance coverage for the various loss risks related to general liability, public officials and employees' liability and employment practices, general liability for electric and gas systems, auto liability, workmen's compensation, property, group health, and pollution liability is provided as described below:

*General Liability* – For the period January 1, 2013 through December 31, 2013, the Parish is self-insured for the first \$500,000 of each claim relating to general liability, with coverage obtained through an independent provider for liability up to \$6,000,000. General liability claims in excess of \$6,000,000 are paid by the Parish.

*Public Officials and Employee's Liability and Employment Practices* – For the period January 1, 2013 through December 31, 2013, the Parish was self-insured for the first \$250,000 of each wrongful act relating to public officials and employees' liability, with claims in excess thereof covered up to \$6,000,000. Any claims in excess of \$6,000,000 are paid by the Parish.

*General Liability for Electric and Gas Systems* – The Parish is self-insured for the first \$200,000 of each claim relating to general liability of the Electric and Gas Systems and the first \$500,000 related to pollution liability. For liability in excess thereof, the Parish is covered under an insurance contract for up to \$10,000,000, with any individual claims over \$10,000,000 or aggregate over \$20,000,000 to be paid by the Parish.

*Automobile Liability* - For the period January 1, 2013 through December 31, 2013, the Parish is self-insured for the first \$500,000 of each claim relating to auto insurance. For liability in excess of \$500,000, the Parish is covered under an insurance contract for claims up to \$6,000,000. Auto claims in excess of \$6,000,000 are paid by the Parish.

*Workers' Compensation* - The Parish is self-insured for the first \$500,000 of each claim relating to workers' compensation insurance. For liability in excess of \$500,000, the Parish is covered under an insurance contract for claims up to \$25,000,000. Under the workers' compensation policy, employer's liability insurance limits are \$1,000,000.

*Property Insurance* - The Parish is self-insured for the first \$100,000 of each claim relating to property insurance except for wind/named storm losses, which will be three percent (3%) of the value at the time of loss of each separate building, with respect to named storm losses only. If two or more deductible amounts in this policy apply to a single occurrence, the total amount to be deducted shall not exceed the largest deductible applicable. The Parish is covered under insurance contracts for the excess liability up to \$65,000,000. Any claims in excess of \$65,000,000 are to be paid by the Parish.

**Note 17 - RISK MANAGEMENT (Continued)**

*Pollution Liability* – For the period January 1, 2013 through December 31, 2013 the Parish is self-insured for the first \$250,000 of each claim relating to pollution liability. For liability in excess of \$250,000 the Parish is covered under an insurance contract for claims up to \$5,000,000. Pollution liability claims in excess of \$5,000,000 are to be paid by the Parish.

*Group Health Insurance* - The Parish is self-insured for the first \$150,000 of each claim relating to group health insurance. The aggregate deductible for all group claims relating to group insurance for 2013 was \$20,899,563. The Parish is covered under an insurance contract for the excess liability on individual claims. There is no lifetime maximum claims limit for covered employees.

Settled claims have not exceeded the insurance coverage for the excess liability in any of the past three years.

At December 31, 2013, the amount of liability for unpaid claims was \$9,652,050 for the Insurance Control Fund and \$1,591,168 for Group Health Insurance Fund. These liabilities are the Parish’s best estimate based on available information. Changes in the reported liabilities during the past two years are as follows:

**Insurance Control Fund**

	<u>Unpaid Claims January 1,</u>	<u>Incurred Claims (Including IBNRs)</u>	<u>Claim Payments</u>	<u>Unpaid Claims December 31,</u>
2012	\$ 9,809,584	\$ 3,401,405	\$ 2,364,329	\$ 10,846,660
2013	\$ 10,846,660	\$ 1,651,266	\$ 2,845,876	\$ 9,652,050

**Group Health Insurance Fund**

	<u>Unpaid Claims January 1,</u>	<u>Incurred Claims (Including IBNRs)</u>	<u>Claim Payments</u>	<u>Unpaid Claims December 31,</u>
2012	\$ 1,345,285	\$ 14,486,996	\$ 14,021,842	\$ 1,810,439
2013	\$ 1,810,439	\$ 11,514,914	\$ 11,734,185	\$ 1,591,168

**Note 18 - COMMITMENTS AND CONTINGENCIES**

The Parish received funding under grants from various federal and state governmental agencies. The agency grants specify the purpose for which the grant monies are to be used; the grants are subject to audit by the granting agency or its representative. Any costs that would be disallowed would be recognized in the period agreed upon by the grantor agency and management. In management's opinion, there are no significant contingent liabilities relating to compliance with the rules and regulations governing federal and state grants.

The Parish received funding approval in August 2003 from the Federal Emergency Management Agency (FEMA), through the State of Louisiana, HMGP 1437-109-0001, totaling \$18.2 million (\$13.7 million federal, \$4.5 million applicant). The grant was used to elevate or buy-out substantially damaged homes following 2002 Storms Isidore and Lilli. In 2005 the State notified the Parish that 3<sup>rd</sup> party consulting and management fees of approximately \$1,909,000 were under review for allowability. On August 13, 2010, the State released a partial payment of \$820,294. A portion of the \$1,089,000 remaining balance, \$849,236, represents questioned project management fees. On May 18, 2012, the Section Chief, State Hazard Mitigation Officer for the Disaster Recovery Section, Governor's Office of Homeland Security and Emergency Preparedness provided their "Cost Analysis: Determination of Cost Reasonableness" documents they had submitted to the FEMA Region 6 (Federal Agency). The State has supported the Parish's request for reimbursement of these management fees in prior years, however since collection has not been made during 2013, the Parish has doubts about the collectability. Therefore, an allowance for doubtful accounts has been set up in the General Fund to fully reserve the receivable from the state.

The Parish is a defendant in several lawsuits. While it is not feasible to predict or determine the outcome of these matters, it is the opinion of management that the ultimate outcome will not have a material adverse effect on the financial position of the Parish. Accordingly, no obligation for claims in excess of previously described insurance limits has been recognized by the Parish in the financial statements.

**Note 19 - POSTRETIREMENT HOSPITALIZATION AND LIFE INSURANCE BENEFITS**

**Plan Description**

The Parish administers a single employer defined benefit healthcare plan (the Plan). The Plan provides lifetime healthcare insurance for eligible retirees and their dependents through the Parish's group health insurance plan, which covers both active and retired members. Parish employees retiring with at least ten years of permanent full-time creditable service with the Parish shall be eligible to participate in the Plan, which provides hospitalization and life insurance premiums approved by the Parish Council under the following vesting schedule: 1 to 15 years of service, 2.75% per year; 16 to 20 years of service, 41.25% plus 3.75% per year of service between 16 and 20; and 60% plus 5% per year for 21 or more years of service, limited to 85% of the premium. The Parish will pay the greatest of 85% of the group insurance premium or the maximum percentage of premium paid for active employees. In no event shall the Parish be obligated to pay a greater percentage of the group insurance premium for a retiree than the Parish pays for an active employee. A retired employee may provide dependent hospitalization coverage at applicable dependent rates. To be eligible for coverage after retirement, retired employees must be eligible for retirement under one of the Parish-sponsored state retirement programs, see Note 20. The Parish does not issue a publicly available financial report on the Plan.

The Terrebonne Parish Sales and Use Tax Department, Terrebonne Parish Public Library, Terrebonne Parish Port Commission, Terrebonne Parish Coroner's Office, Terrebonne Parish Recreation Districts 4, 10, and 11, and Terrebonne Parish Fire Districts 6, 7 and 9 each administer single employer defined benefit healthcare plans. Eligibility requirements, vesting schedules and benefits for each plan are the same as those described above for the Parish. The Terrebonne Parish Assessor, Consolidated Waterworks District No. 1, and Terrebonne Levee and Conservation District also administer single employer defined benefit plans. Eligibility in the Waterworks and Levee District plans each require retirement from a state retirement program described in Note 20.

**Note 19 - POSTRETIREMENT HOSPITALIZATION AND LIFE INSURANCE BENEFITS (Continued)**

Employees with 30 years of service with the Waterworks and 20 years with the Levee District are eligible for benefits, which include the full cost of healthcare of and life insurance premiums. Eligibility for the Assessor's plan requires 30 years of service or 12 years of service if retiring at age 55 or greater. The Assessor's plan provides lifetime health and dental insurance through the Louisiana Assessor's Insurance Fund.

The Terrebonne Parish Clerk of Court contributes to an agent multiple-employer postemployment healthcare plan administered by the Louisiana Clerks of Court Association. Eligibility for the Clerk of Court's plan requires that employees have twelve or more years of credited service and have reached the age of fifty-five years or more. The Clerk of Court's plan provides medical, dental, and life insurance benefits through the Louisiana Clerks of Court Insurance Trust.

**Funding Policy**

The Parish funds required premiums based on pay-as-you-go financing requirements. The cost of providing these benefits is recognized as expenditures/expenses as premiums are payable. For the year ended December 31, 2013, the Parish contributed \$2,183,929, \$1,778,441 for governmental activities and \$405,488 for business-type activities.

The component units each fund required premiums based on a pay-as-you-go financing requirement. For fiscal years ending during 2013 the component units recognized expenses of \$420,300 for retirees' premiums.

**Annual OPEB Cost and Net OPEB Obligation**

The annual OPEB cost (expense) is calculated based on the annual required contribution of the employer (ARC), an amount actuarially determined in accordance with the parameters of GASB 45. The ARC represents a level of funding that, if paid on an ongoing basis, is projected to cover normal cost each year and amortize any unfunded actuarial liabilities (or funding excess) over a period not to exceed thirty years. The table below shows the components of the annual OPEB cost for the year, the premiums actually paid and the net OPEB obligation.

	Governmental Activities	Business-type Activities	Total Primary Government	Component Units	Total OPEB Obligation
Annual required contribution (ARC)	\$ 3,946,600	\$ 629,191	\$ 4,575,791	\$ 1,963,298	\$ 6,539,089
Interest on net OPEB obligation	486,794	82,658	569,452	226,024	795,476
Adjustment to ARC	(452,307)	(76,802)	(529,109)	(285,546)	(814,655)
Annual OPEB cost (expense)	3,981,087	635,047	4,616,134	1,903,776	6,519,910
Contributions made	(1,800,673)	(89,825)	(1,890,498)	(369,994)	(2,260,492)
Increase in net OPEB obligation	2,180,414	545,222	2,725,636	1,533,782	4,259,418
Beginning of year	11,453,974	1,944,886	13,398,860	6,342,114	19,740,974
End of the year	<u>\$ 13,634,388</u>	<u>\$ 2,490,108</u>	<u>\$ 16,124,496</u>	<u>\$ 7,875,896</u>	<u>\$ 24,000,392</u>

**Note 19 – POSTRETIREMENT HOSPITALIZATION AND LIFE INSURANCE BENEFITS (Continued)**

The Parish’s annual OPEB cost, the percentage of annual OPEB premiums paid, and the net OPEB obligation is as follows:

Fiscal Year Ended	Annual OPEB Cost	Percentage of Annual OPEB Contributed	Net OPEB Obligation
12/31/2011	\$4,529,769	50.03%	\$11,158,288
12/31/2012	4,609,387	51.39%	13,398,859
12/31/2013	4,616,134	40.95%	16,124,496

The discretely presented component units’ annual OPEB costs, the percentage of annual OPEB premiums paid, and net OPEB obligation is as follows:

Fiscal Year Ended	Annual OPEB Cost	Percentage of Annual OPEB Contributed	Net OPEB Obligation
12/31/2011	\$1,746,016	14.24%	\$4,890,002
12/31/2012	1,795,436	19.12%	6,364,325
12/31/2013	1,903,776	19.43%	7,875,896

**Funded Status and Funding Progress**

As of January 1, 2012, the most recent actuarial valuation date used by the Parish, the unfunded actuarial accrued liability (UAAL) was \$77,349,056, \$66,902,470 for governmental activities and \$10,446,585 for business-type activities. Covered payroll for eligible employees was \$28,568,533 and the total UAAL represents 270.8 percent of covered payroll.

The most recent actuarial valuation date used by component units was January 1, 2012, except July 1, 2011 for Waterworks, June 30, 2012 for the Clerk of Court and July 1, 2010 for the Levee District. The aggregate unfunded actuarial accrued liability (UAAL) for the component units amounted to \$24,888,199 and the total UAAL represents 265.40% of covered payrolls.

**Actuarial Methods and Assumptions**

Actuarial valuations involve estimates of the value of reported amounts and assumptions about the probability of occurrence of events far into the future. Examples include assumptions about future employment, mortality and the healthcare cost trend. Actuarially determined amounts are subject to continual revision as actual results are compared with past expectations and new estimates are made about the future. The schedule of funding progress, for the primary government OPEB Plan, presented as required supplementary information, presents multi-year trends information about whether the actuarial value of plan assets is increasing or decreasing over time relative to the actuarial accrued liabilities for benefits.

Projections of benefits for financial reporting purposes are based on the substantive plan (the plan as understood by the employer and eligible employees and retirees) and include the types of benefits provided at the time of each valuation and on the historical pattern of sharing benefit costs between the employer and eligible employees and retirees to that point. Actuarial calculations reflect a long-term perspective and employ methods and assumptions that are designed to reduce short-term volatility in actuarial accrued liabilities and the actuarial value of plan assets.

In the January 1, 2012 actuarial valuations, the entry age actuarial cost method was used. The actuarial assumptions included a 4.25 percent investment rate of return (discount rate), an inflation rate of 2.5%, a 3.0 projected increase in salary and annual medical cost trend rate of 9.0 percent initially, reduced by decrements to an ultimate rate of 5.0 percent after nine years. The annual dental cost trend was initially 5.5 percent, reduced by decrements to an ultimate rate of 3.5 percent after nine years.

**Note 19-POSTRETIREMENT HOSPITALIZATION AND LIFE INSURANCE BENEFITS (Continued)**

Zero trends were assumed for valuing life insurance. Other assumptions include (1) expenses per participant per month are expected to increase with inflation at 2.5 percent per annum, (2) 55 percent of employees will choose to continue basic life insurance benefits, (3) family coverage includes a spouse and no children, and (4) male spouses are three years older than females. The UAAL is being amortized over an open 30 year period using the level percent of payroll method with an assumption that payroll increases by 3 percent per year.

The January 1, 2011 actuarial assumptions and methods substantially reflect those used in the Parish's January 1, 2012 actuarial valuation as described above. The remaining amortization period on January 1, 2012 valuation was 25 years from the beginning of the fiscal year.

The January 1, 2012, June 30, 2012, July 1, 2011, and July 1, 2010 actuarial assumptions and methods substantially reflect those used in the most recent component units actuarial valuations. The remaining amortization periods on component unit valuations are also 25 years from the beginning of each component unit's fiscal year.

**Note 20 - PENSION PLANS**

Employees of the Primary Government (except for policemen and firemen of the City of Houma) are members of the Parochial Employees' Retirement System (PERS).

On October 1, 1983, the City of Houma policemen joined the Municipal Police Employees' Retirement System (MPERS) of the State of Louisiana. The Parish maintains a Trust Fund (Police Pension and Relief Fund) for policemen hired prior to October 1, 1983.

Firemen hired after December 31, 1979 are covered under the Firefighters' Retirement System (FRS) of the State of Louisiana. The Parish maintains a Trust (Firemen's Pension and Relief Fund) for firemen hired prior to January 1, 1980. On March 26, 1996, the City of Houma Firemen's Pension Plan entered into a merger agreement with the Firefighter's Retirement System of the State of Louisiana. The merger was effective July 1, 1995 and retirees at that date were transferred to the FRS without a loss in benefits. Firemen hired prior to January 1, 1980 and retiring after June 30, 1995 will have their state retirement supplemented by the City of Houma Firemen's Pension Plan so as they too will not lose benefits under the merger.

Detailed information for each system or plan is as follows:

a.) Parochial Employees' Retirement System

**Plan Description** - The Parish contributes to Plan B of the Parochial Employees' Retirement System of Louisiana (the System), a cost-sharing multiple-employer defined benefit public employee retirement system (PERS), which is controlled and administered by a separate Board of Trustees. The System provides retirement, deferred and disability benefits, survivor's benefits and cost of living adjustments to plan members and beneficiaries. Act 205 of the 1952 Louisiana Legislative Session established the plan. The System is governed by Louisiana Revised Statutes 11:1901 through 11:2015, specifically, and other general laws of the State of Louisiana. The System issues a publicly available financial report that includes financial statements and required supplementary information for the System. The report may be obtained by writing to Parochial Employees' Retirement System of Louisiana, P. O. Box 14619, Baton Rouge, Louisiana 70898.

**Funding Policy** - Plan members are required to contribute 3.00% of their annual covered salary and the Parish is required to contribute at an actuarially determined rate. The employer's contribution rate was 10.00% of annual payroll for the period ended June 30, 2013, effective July 1, 2013 through December 31, 2013; the employer's contribution rate was 9.5% of annual payroll. In addition, the System also receives a percentage of tax revenues from various taxing bodies. The contribution requirements of plan members and the Parish are established and may be amended by state statute. The Parish's contributions to the System for the years ending December 31, 2013, 2012, and 2011 were \$2,433,445, \$2,481,852 and \$2,448,362 respectively, equal to the required contributions for each year.



**Note 20 - PENSION PLANS (Continued)**

b.) Municipal Police Employees' Retirement System

**Plan Description** - The Parish contributes to the Municipal Police Employees' Retirement System of Louisiana (the System), a cost-sharing multiple-employer defined benefit public employee retirement system, which is controlled and administered by a separate Board of Trustees. The system provides retirement, deferred and disability benefits, survivor's benefits and cost of living adjustments to plan members and beneficiaries. Act 189 of the 1973 Louisiana Legislative Session established the plan.

The System is governed by Louisiana Revised Statutes 11:2211 through 11:2234, specifically, and other general laws of the State of Louisiana. The System issues a publicly available financial report that includes financial statements and required supplementary information for the System. The report may be obtained by writing to Municipal Police Employees' Retirement System of Louisiana, P.O. Box 94095, Baton Rouge, Louisiana 70804-9095.

**Funding Policy** - Plan members are required to contribute 7.50% of their annual covered salary and the Parish is required to contribute at an actuarially determined rate. The Parish contribution rate during the period of January 1, 2013 through December 31, 2013 was 31% of annual payroll excluding overtime but including state supplemental pay. In addition, the System also receives a percentage of the insurance premiums tax. The contribution requirements of plan members and the Parish are established and amended by state statute. The Parish's contributions to the System for the years ending December 31, 2013, 2012, and 2011 were \$1,194,762, \$1,146,753 and \$948,222 respectively equal to the required contributions for each year.

c.) Firefighters' Retirement System

**Plan Description** - The Parish contributes to the Firefighters' Retirement System of Louisiana (the System), a cost-sharing multiple-employer defined benefit public retirement system, which is controlled and administered by a separate Board of Trustees. The System provides retirement, deferred and disability benefits, survivor's benefits and cost of living adjustments to plan members and beneficiaries. Act 434 of the 1979 Louisiana Legislative Session established the plan. The System is governed by Louisiana Revised Statutes 11:2251 through 11:2269, specifically, and other general laws of the State of Louisiana.

The System issues a publicly available financial report that includes financial statements and required supplementary information for the System. The report may be obtained by writing to Firefighters' Retirement System of Louisiana, 2051 Silverside Drive, Suite 210, Baton Rouge, Louisiana 70808-4136.

**Funding Policy** - Plan members are required to contribute 10.00% of their annual covered salary and the Parish is required to contribute at an actuarially determined rate. The Parish contribution rate during the period January 1, 2013 through June 30, 2013 was 24% of annual payroll excluding overtime but including state supplemental pay. Effective July 1, 2013 through December 31, 2013, the Parish contribution rate was increased to 28.25%. The contribution requirements of plan members and the Parish are established and amended by state statute. The Parish's contributions to the System for the years ending December 31, 2013, 2012, and 2011 were \$698,436, \$626,105 and \$587,430 respectively, equal to the required contributions for each year.

**Note 20 - PENSION PLANS (Continued)**

d.) City of Houma Firemen's Pension and Relief Fund

**Plan Description** - The Parish contributes to the City of Houma Firemen's Pension and Relief Fund (the Fund), a single-employer defined benefit pension plan, which is controlled and administered by a separate Board of Trustees. The Fund was established for members of the City of Houma Fire Department in 1973 under the provisions of Act 139 of the Louisiana Legislature. As of January 1, 1980, new firemen of the City of Houma are covered under the Firefighters' Retirement System (FRS) of the State of Louisiana. The Fund covers firemen hired prior to January 1, 1980 and is closed to new members. The Fund entered into a merger agreement with the Firefighter's Retirement System effective July 1, 1995. The Parish has agreed that the members of the Fund would not lose any benefits they presently have under the Fund because of the merger with FRS. Monies remaining in the Fund after the merger became effective are utilized to make up for any lost benefits. The Fund has made provisions to cover any benefits not provided by FRS that were previously covered by the Fund, which includes retirement, death and disability benefits. The Fund is governed by Louisiana Revised Statutes 11:3101 through 11:3477, specifically, and other general laws of the State of Louisiana. The Fund issues a publicly available financial report that includes financial statements and required supplementary information for the Fund. The report may be obtained by writing to the City of Houma Firemen's Pension and Relief Fund, Terrebonne Parish Consolidated Government, Post Office Box 2768, Houma, Louisiana 70361.

**Summary of Significant Accounting Policies** – Basis of accounting and valuation of investments. The financial statements of the Fund are prepared using the accrual basis of accounting. Member contributions are recognized in the period in which the contributions are due. The Parish's contributions are recognized when due and formal commitment to provide the contributions has been made. Benefits and refunds are recognized when due and payable in accordance with the terms of the Fund. All Fund investments are reported at fair value. Securities traded on a national exchange are valued at the last reported sales price on the Fund's balance sheet date. Securities without an established market, which includes the Louisiana Asset Management Pool (LAMP), are reported at estimated fair value or amortized cost value. LAMP is a local government 2a7-like pool which is permitted to be carried at amortized cost. See Notes 1D and 4 for further descriptions of LAMP.

**Funding Policy** – Membership consist of eighteen retirees, and their beneficiaries and no active members, accordingly the Fund does not receive member contributions. The Parish contributions are established by Parish Council ordinance. The required contributions was determined as part of an actuarial valuation report for the City of Houma Firemen's Pension and Relief Fund. The Aggregate Actuarial Cost Method and Unit Cost Method are used and the actuarial accrued liability is equal to the actuarial value of assets, therefore the aggregate actuarial cost method does not identify or separately amortize unfunded actuarial liabilities. Because the unit cost method does not identify or separately amortize unfunded actuarial accrued liabilities, information about funded status and funding progress is presented using the entry age actuarial cost method and that the information presented is intended to serve as a surrogate for the funded status and funding progress of the plan. Based on the December 31, 2012 actuarial valuation, it was determined that there was an unfunded present value of contingent benefits in excess of assets in the amount of \$790,360. Administrative costs are financed through investment earnings.

**Funded Status and Funding Program** – As of December 31, 2012, the most recent actuarial valuation date used by the Fire Pension, the actuarial value of assets was \$1,854,608 and the actuarial accrued liability (AAL) was \$2,644,968 while the unfunded actuarial accrued liability (UAAL) was \$790,360. The funded ratio was 70.1% and because all participants were retired during 2012 there is no covered payroll for eligible employees.

**Note 20 - PENSION PLANS (Continued)**

d.) City of Houma Firemen’s Pension and Relief Fund (Continued)

Actuarial valuations involve estimates of the value of reported amounts and assumptions about the probability of occurrence of events far into the future. Examples include assumptions about future employment, mortality and the healthcare cost trend. Actuarially determined amounts are subject to continual revision as actual results are compared with past expectations and new estimates are made about the future. The schedule of funding progress, for the Firemen’s Pension and Relief Fund, presented as required supplementary information, presents multi-year trends information about whether the actuarial value of plan assets is increasing or decreasing over time relative to the actuarial accrued liabilities for benefits.

**Annual Pension Cost and Net Pension Asset** – For 2013 the Parish’s annual pension cost and net pension asset were as follows:

Contributions made	\$ 135,983
Annual required contribution	51,414
Interest on net pension asset	(29,454)
Adjustment to annual required contribution	38,321
Annual pension cost	60,281
Increase in net pension asset	75,702
Net pension asset beginning of year	589,082
Net pension asset end of year	\$ 664,784

Contributions to the Fund are made pursuant to an ordinance by the Parish Council which dedicated the proceeds of an annual 2% fire insurance rebate from the State to the Fund. As a result of the Plan’s closed membership and fixed source of contributions, the actual contributions often exceed the annual pension cost resulting in a net pension asset. The Parish has included the net pension asset in the government-wide financial statements as “Other Assets.”

The annual required contribution for the current year was determined as part of the December 31, 2010 actuarial valuation using the Unit Credit Cost Method with Level Dollar Amortization of unfunded actuarial liability. The actuarial assumptions included a 5% investment rate of return (net of expenses) with a 2.5% inflation rate. The amortization information was not made available by the actuary, but the amount is considered to be immaterial. Actuarial assumptions used include the following:

**Note 20 - PENSION PLANS (Continued)**

d.) City of Houma Firemen’s Pension and Relief Fund (Continued)

Investment rate of return	5% per year compounded annually, with a 2.5% inflation rate.										
Mortality	Based on the 1983 Group Annuity Mortality Table for Males and Females										
Termination, disability and retirement	Rates of withdrawal and termination from active service before retirement for reasons other than death (based on a table in the actuarial report which is used in similar systems) and rates of disability (based on the experience of other fire systems in the state).										
Projected Salary Increases	<table border="1"> <thead> <tr> <th>Age</th> <th>Annual Increase in Salary</th> </tr> </thead> <tbody> <tr> <td>25</td> <td>6.1%</td> </tr> <tr> <td>35</td> <td>4.3%</td> </tr> <tr> <td>45</td> <td>3.3%</td> </tr> <tr> <td>55</td> <td>3.0%</td> </tr> </tbody> </table>	Age	Annual Increase in Salary	25	6.1%	35	4.3%	45	3.3%	55	3.0%
Age	Annual Increase in Salary										
25	6.1%										
35	4.3%										
45	3.3%										
55	3.0%										
Cost-of-living adjustments	None										

Year Ending	Annual Pension Costs	Percentage Of Pension Cost Contributed	Net Pension Asset
2011	63,938	172.27%	523,821
2012	59,298	210.06%	589,082
2013	60,281	225.58%	664,785

**Note 21 - LANDFILL CLOSURE AND POSTCLOSURE CARE COST**

As required by the Louisiana Department of Environmental Quality (LDEQ), the Ashland Sanitary Landfill ceased accepting solid waste on July 31, 1999. On August 2, 1999, the Parish’s Ashland Solid Waste Pickup Station commenced operations and all solid waste has since been transported to landfills located outside of Terrebonne Parish. State and federal laws and regulations governing the closure of the Ashland Sanitary Landfill required the Parish to place a final cover and to perform certain maintenance and monitoring functions at the site for thirty years post-closure.

At December 31, 2013, the Parish reports that the Ashland Landfill Solid Waste Disposal Facility was closed on November 4, 2003 in accordance with the Louisiana Administrative Code, Title 33, Part VII. During an inspection performed on May 30, 2003, Louisiana Department of Environmental Quality representatives noted that the final cover was in place and vegetation had been established in all areas. Certification of final closure was approved by the Department of Environmental Quality on July 14, 2004. An inspection of the groundwater monitoring system on October 18, 2004, indicated that the facility is in compliance with the post-closure requirements established by the facility’s approved permit. The Parish reports this closure and post-closure care costs as a liability in the Sanitation Maintenance Fund. The \$1,522,445 (\$138,000 and \$1,384,445, due within one year and due after one year, respectively), reported as landfill closure and post-closure care liability at December 31, 2013, represents the total estimated remaining cost of closure and post-closure and post-closure care.

These amounts are based on the present-value cost to perform all closure and post-closure care including costs associated with the LDEQ extension. Actual cost may be higher due to inflation, changes in technology or changes in regulations. The Parish expects that future inflation costs will be paid from interest earnings on these funds. However, if interest earnings are inadequate or additional post-closure care requirements are determined (due to changes in technology or applicable laws or regulations, for example), these costs may need to be covered by future tax revenue.

**Note 21 - LANDFILL CLOSURE AND POSTCLOSURE CARE COST (Continued)**

The landfill recognized \$75,868 in current expenditures which is included in the operating statement captioned repairs and maintenance, other services and charges, and supplies and materials, while recognizing amortization amounting to \$236,158, of the long-term liability.

**Note 22 - ON-BEHALF PAYMENTS FOR SUPPLEMENTAL PAY**

The Parish recognizes as revenues and expenditures salary supplements, which includes the fire, police and Marshal that the State of Louisiana has paid directly to the Parish's employees. As of December 31, 2013, the total on-behalf payments made amounted to \$882,146.

**Note 23 – SUBSEQUENT EVENTS**

Management evaluated events occurring subsequent to the date of the financial statements in determining the accounting for and disclosure of transactions and events that effect the financial statements. Subsequent events have been evaluated through June 25, 2014 which is the date the financial statements were available to be issued.

On March 26, 2014, the Parish Council approved the sale and issuance of \$2 million of Taxable Sewer Revenue Bonds, Series 2014. The proceeds of these bonds will be used for relocating the discharge point for South Terrebonne Wastewater Treatment Plant from the Houma Navigation Canal to adjacent wetlands. The bonds have been sold to the United States Environmental Protection Agency and do not bear interest. Bond proceeds are to be made available as the Parish requests reimbursement for eligible project costs incurred.

On May 29, 2014, the Parish Council approved the sale and issuance of \$2.9 million of Limited Tax Bonds, Series 2014. The proceeds of these bonds will be used for the purpose of constructing a sports complex.

The bonds were sold in June 2014 and delivery of the proceeds is expected in July 2014. The bonds are secured by the proceeds of a 3.09 mill parish wide ad valorem tax. Amortization of the Limited Tax Bonds is as follows:

	<u>Principal</u>	<u>Interest</u>	
2015	\$ 110,000	2.00%	
2016	110,000	2.00	
2017	115,000	2.00	
2018	115,000	3.00	
2019	120,000	3.00	
2020-2024	655,000	3.00	
2025-2029	600,000	3.00-3.50	
2030-2034	<u>1,075,000</u>	3.50-4.00	
Totals	<u>\$ 2,900,000</u>		

**Note 23 – SUBSEQUENT EVENTS (Continued)**

Terrebonne Port Commission is renovating the building it acquired on April 9, 2012 in preparation of it becoming leasable property. The United States of America (lessee) will pay rent to the Commission as follows:

	<b>Years 1-10</b>	<b>Years 11-15</b>
	<b>Annual Rent</b>	<b>Annual Rent</b>
Shell rental rate	\$ 151,175	\$ 154,029
Tenant improvements rental rate	30,623	
Operating costs	58,546	58,546
Building specific security costs	3,203	
<b>Total annual rent</b>	<b>\$ 243,547</b>	<b>\$ 212,575</b>

This project is currently going out to bid for the renovations. Lease payments should begin by middle to late 2014.

The Terrebonne Economic Development Authority’s primary revenue source is provided by a cooperative endeavor agreement with the Terrebonne Parish Consolidated Government. As part of the agreement, a portion of the occupational license revenues collected by the Parish Government are transferred to the Authority to fund its operations. During the year ended December 31, 2013, such revenue totaled \$690,423, comprising 96% of the Authority’s total income. This cooperative endeavor agreement expired on February 1, 2014 and was not renewed by the Parish Government. The Parish Government has indicated that it will perform the functions previously provided by the Authority. Due to the loss of its primary revenue source the Authority’s Board of Commissioners has determined that all Authority employees will be relieved of their duties by June 30, 2014. The Parish President had indicated that it is his intention that the Authority again be funded by the Parish at some point in the future after certain legislative reorganization.

An ordinance was adopted on November 21, 2013, with an effective date of January 1, 2014, whereby an additional tax of one percent (1%) upon the rent or fee charged for the occupancy of hotel rooms within the jurisdiction of the Bureau, will be collected and remitted to the Houma Area Convention and Visitors Bureau.

The revenue generated from the additional 1% tax is to be designated for the construction of the infrastructure at the Bayou Country Sports Complex located on LA Highway 311. A new “Cooperative Endeavor Agreement” between the Terrebonne Parish Consolidated Government and the Houma Area Convention and Visitors Bureau was entered into for the collection of the additional 1% hotel/motel tax. The new agreement also extended the terms an additional ten (10) years, from the original expiration of September 12, 2022, to September 12, 2032.


A resolution giving preliminary approval to the issuance of not to exceed one million five hundred thousand dollars (\$1,500,000) of certificates of indebtedness, Series 2014 of the Houma Area Convention and Visitors Bureau; Providing certain terms of said certificates; making application to the State Bond Commission and the Terrebonne Parish Council for approval of said certificates; and providing for other matters in connection therewith was adopted by the Bureau’s board on January 23, 2014. The certificates of indebtedness are to be issued for the purpose of acquiring and constructing buildings and improvements for the Bureau, including necessary equipment and furnishings, and paying the costs incurred in connection with the issuance of the certificates. The anticipated date of delivery is on or about May 8, 2014.

**Note 23 – SUBSEQUENT EVENTS (Continued)**

On July 30, 2013, the Terrebonne Levee and Conservation District issued \$91,190,000 of Public Improvement Sales Tax Bonds, Series 2013. Amortization of the Public Improvement Bonds is as follows:


<u>Year</u>	<u>Principal</u>	<u>Interest</u>	<u>Total</u>
2014		\$ 1,775,235	\$ 1,775,235
2015	\$ 2,405,000	4,208,300	6,613,300
2016	2,115,000	4,152,525	6,267,525
2017	2,175,000	4,077,300	6,252,300
2018	2,265,000	3,988,500	6,253,500
2019-2023	13,005,000	18,153,625	31,158,625
2024-2028	16,570,000	14,541,025	31,111,025
2029-2033	20,690,000	10,327,789	31,017,789
2034-2038	25,965,000	4,871,875	30,836,875
2039-2043	<u>6,000,000</u>	<u>150,000</u>	<u>6,150,000</u>
Totals	<u>\$ 91,190,000</u>	<u>\$ 66,246,174</u>	<u>\$ 157,436,174</u>

In November 2013, the voters of Terrebonne Parish approved a renewal of the 5.33 mill parish-wide ad valorem tax dedicated to the Terrebonne ARC. The tax, which is 10 years, begins at the expiration of the contract with the Terrebonne Parish Consolidated Government.





**REQUIRED SUPPLEMENTARY INFORMATION**



**SCHEDULE OF FUNDING PROGRESS FOR THE PRIMARY GOVERNMENT OPEB PLAN****Terrebonne Parish Consolidated Government**

December 31, 2013

Actuarial Valuation Date	Actuarial Value of Assets (a)	Actuarial Accrued Liability (AAL) (b)	Unfunded AAL (UAAL) (b-a)	Funded Ratio (a/b)	Covered Payroll (c)	UAAL as of Percentage of Covered Payroll ((b-a)/c)
1/1/2008	-	\$ 86,536,804	\$ 86,536,804	0.00%	\$ 26,612,179	325.2%
1/1/2010	-	83,969,422	83,969,422	0.00%	28,665,957	292.9%
1/1/2012	-	77,349,056	77,349,056	0.00%	28,568,533	270.8%

**SCHEDULE OF FUNDING PROGRESS FOR THE FIREMEN'S PENSION AND RELIEF FUND**  
**(UNAUDITED)**

**Terrebonne Parish Consolidated Government**

December 31, 2013

Funding progress information for the Fund for 2009 and 2011 is unavailable because the Fund implemented the requirement of GASB Statement No. 45 in 2007 and is only required to update the actuarial study every other year.

Actuarial Valuation Date	Actuarial Value of Assets (a)	Actuarial Accrued Liability (AAL) (b)	Unfunded AAL (UAAL) (b-a)	Funded Ratio (a/b)	Covered Payroll (c)	UAAL as of Percentage of Covered Payroll ((b-a)/c)
12/31/2008	\$ 1,932,203	\$ 1,973,365	\$ 41,162	97.9%	\$ 71,642	57.5%
12/31/2010	\$ 1,905,488	\$ 2,777,919	\$ 872,431	68.6%	-	N/A
12/31/2012	\$ 1,854,608	\$ 2,644,968	\$ 790,360	70.1%	-	N/A

## **SUPPLEMENTARY INFORMATION SECTION**



## NONMAJOR GOVERNMENTAL FUNDS

### Special Revenue Funds

- Terrebonne Juvenile Detention Fund - Monies in this Fund are received from the proceeds of ad valorem taxes assessed by the Parish. Proceeds from these taxes shall be used to purchase, acquire, construct, reconstruct, rehabilitate, improve, repair, operate, lease as lessor or lessee, manage and administer or enter into contracts for the management, administration and operation of a Youth Center.
- G.I.S. Mapping System Fund - Monies in this fund are primarily from the proceeds of taxes assessed by the Parish. Proceeds from the taxes shall be used for the cost of the completion and implementation of the Terrebonne Geographical Information System map.
- Parish Transportation Fund - Monies in this Fund are primarily from the State's Parish Transportation Revenue. Proceeds are used for operating, maintaining and constructing roads and bridges.
- Sales Tax Capital Improvement Fund - This Fund accounts for the revenue from the ¼% Capital Improvement sales tax for the retirement of the 1994 Civic and Community Center Bonds and the 1998 Public Improvement Bonds. The ¼% Capital Improvement sales tax has an irrevocable pledge to the outstanding bonds. On a monthly basis a portion of the ¼% tax is transferred to the Debt Service Fund. Monies remaining in the Sales Tax Capital Improvement Fund after debt service requirements are met, may be used by the Parish for the purposes for which the "Capital Improvement Sales Tax" and the "Parish Sales Tax" were authorized.
- Road District No. 6 Maintenance Fund - To accumulate funds to maintain the roads in Ward 6. Monies in the fund are primarily from the proceeds of ad valorem taxes assessed by the Parish.
- Road Lighting District Maintenance Funds - Monies in these Funds are primarily from the proceeds of ad valorem taxes (in their respective Districts) assessed by the Parish. Proceeds from the taxes shall be used for the purpose of providing and maintaining electric lights on the streets, roads, highways, alleys and public places in said Districts.
- Health Unit Fund - Monies in this Fund are received from the proceeds of ad valorem taxes assessed by the Parish. Proceeds from the tax shall be used for the purpose of operating and maintaining the Terrebonne Parish Health Unit.
- Terrebonne ARC Fund - Monies in this Fund are primarily from the proceeds of ad valorem taxes assessed by the Parish. Proceeds from the tax shall be used for the purpose of operating, maintaining and constructing schools for the mentally retarded; and to administer to the health and educational requirements of trainable and below trainable mentally retarded individuals in the Parish.
- Parishwide Recreation Fund - Monies in this Fund are primarily from the proceeds of ad valorem taxes assessed by the Parish. Proceeds from the tax will be used for the purpose of maintaining and operating recreation programs.
- Mental Health Fund - Monies are primarily from the proceeds of ad valorem taxes assessed by the Parish. Proceeds from the tax shall be used for the purpose of operating and maintaining the Terrebonne Regional Mental Health Center.
- Criminal Court Fund - To account for deposited fines and forfeitures which, on motion by the district attorney and approval order of the senior district judge, is used for the following expenses: the criminal courts, petit jury, grand jury, witness fees, parish law library and other expenses related to the judges of the criminal courts and office of the district attorney. In addition, expenses in the trial of indigent persons charged with the commission of felonies.

NONMAJOR GOVERNMENTAL FUNDS (Continued)

**Special Revenue Funds (Continued)**

**Debt Service Fund**

To account for the accumulation of resources for, and the payment of, general longterm debt principal and interest.





**COMBINING BALANCE SHEET  
NONMAJOR GOVERNMENTAL FUNDS**

**Terrebonne Parish Consolidated Government**

December 31, 2013

	Special Revenue Funds				
	Terrebonne Juvenile Detention Fund	G.I.S. Mapping System Fund	Parish Transportation Fund	Sales Tax Capital Improvement Fund	Road District No. 6 Maintenance Fund
<b>Assets</b>					
Cash and cash equivalents	\$ 11,000	\$ 3,808	\$ 1,441	\$ 664,777	\$ 80,340
Investments	534,915	201,693	507,364	1,873,918	108,057
Receivables (net, where applicable of allowances for uncollectibles):					
Taxes	270,081				
Accounts	16,238				7,938
Other					
Due from other funds			288,575		195,598
Due from other governmental units	1,490,860		237,113	1,136,365	31,203
Total assets	\$ 2,323,094	\$ 205,501	\$ 1,034,493	\$ 3,675,060	\$ 423,136
<b>Liabilities</b>					
Accounts payable and accrued expenditures	\$ 56,920				
Liability for work completed on contracts			5,000		
Unearned revenue	1,726,099				38,763
Due to other funds	210,898			175,000	13
Due to other governmental units	27,650				
Total liabilities	2,021,567		5,000	175,000	38,776
<b>Fund Balances</b>					
Restricted					
Debt service					
Other special purposes		205,501	1,029,493	3,500,060	384,360
Committed					
Other special purposes					
Assigned					
Subsequent year's expenditures	54,206				
Other special purposes	247,321				
Total fund balances	301,527	205,501	1,029,493	3,500,060	384,360
Total liabilities and fund balances	\$ 2,323,094	\$ 205,501	\$ 1,034,493	\$ 3,675,060	\$ 423,136

## Special Revenue Funds

Road Lighting District Maintenance Funds	Health Unit Fund	Terrebonne ARC Fund	Parishwide Recreation Fund	Mental Health Fund	Criminal Court Fund	Debt Service Fund	Total
\$ 163,973	\$ 31,706	\$ 271,278	\$ 4,278	\$ 163,244	\$ 492,089	\$ 3,005,045	\$ 4,892,979
2,937,495	853,262	558,834	500,026	246,480		9,536,253	17,858,297
274,987	231,100	742,027	284,583	58,471		323,445	2,184,694
				363		8,207	32,746
						119,860	119,860
311,529				262,124		2,157,972	3,215,798
1,294,483	1,247,827	3,998,919	1,545,602	315,114	445,771	1,673,752	13,417,009
<u>\$ 4,982,467</u>	<u>\$ 2,363,895</u>	<u>\$ 5,571,058</u>	<u>\$ 2,334,489</u>	<u>\$ 1,045,796</u>	<u>\$ 937,860</u>	<u>\$ 16,824,534</u>	<u>\$ 41,721,383</u>
\$ 45,374	\$ 32,292	\$ 145	\$ 28,705	\$ 33,366	\$ 106,168	\$ 6,594	\$ 309,564
							5,000
1,563,480	1,476,969	4,742,324	1,832,868	373,691		2,040,848	13,795,042
426,482	9,253		277,580		639,535	42,997	1,781,758
	92,196	11,816	3,089	11,816	177,023		323,590
<u>2,035,336</u>	<u>1,610,710</u>	<u>4,754,285</u>	<u>2,142,242</u>	<u>418,873</u>	<u>922,726</u>	<u>2,090,439</u>	<u>16,214,954</u>
						14,734,095	14,734,095
2,947,131	753,185	816,773	190,827	359,993			10,187,323
			1,420	266,930	15,134		54,206
							530,805
<u>2,947,131</u>	<u>753,185</u>	<u>816,773</u>	<u>192,247</u>	<u>626,923</u>	<u>15,134</u>	<u>14,734,095</u>	<u>25,506,429</u>
<u>\$ 4,982,467</u>	<u>\$ 2,363,895</u>	<u>\$ 5,571,058</u>	<u>\$ 2,334,489</u>	<u>\$ 1,045,796</u>	<u>\$ 937,860</u>	<u>\$ 16,824,534</u>	<u>\$ 41,721,383</u>

**COMBINING BALANCE SHEET**  
**ROAD LIGHTING DISTRICT MAINTENANCE FUNDS**

**Terrebonne Parish Consolidated Government**

December 31, 2013

	<u>No. 1</u>	<u>No. 2</u>	<u>No. 3A</u>	<u>No. 4</u>	<u>No. 5</u>
<b>Assets</b>					
Cash	\$ 72,492	\$ 32,153			\$ 17,297
Investments	557,641	169,670	\$ 773,719	\$ 185,742	119,505
Receivables (net, where applicable of allowances for uncollectible):					
Taxes	29,780	32,684	20,505	49,627	25,183
Due from other funds		50,015	174,390		43,143
Due from other governmental units	<u>139,039</u>	<u>287,872</u>	<u>204,998</u>	<u>198,654</u>	<u>73,728</u>
Total assets	<u>\$ 798,952</u>	<u>\$ 572,394</u>	<u>\$ 1,173,612</u>	<u>\$ 434,023</u>	<u>\$ 278,856</u>
<b>Liabilities</b>					
Accounts payable and accrued expenditures	\$ 11,337	\$ 11,018	\$ 1,251	\$ 7,277	
Unearned revenue	168,816	320,559	225,503	248,283	\$ 98,913
Due to other funds	<u>7,010</u>	<u>175,744</u>	<u>101,521</u>	<u>72,245</u>	<u>2,190</u>
Total liabilities	<u>187,163</u>	<u>507,321</u>	<u>328,275</u>	<u>327,805</u>	<u>101,103</u>
<b>Fund Balances</b>					
Restricted:					
Other special purposes	<u>611,789</u>	<u>65,073</u>	<u>845,337</u>	<u>106,218</u>	<u>177,753</u>
Total liabilities and fund balances	<u>\$ 798,952</u>	<u>\$ 572,394</u>	<u>\$ 1,173,612</u>	<u>\$ 434,023</u>	<u>\$ 278,856</u>

<u>No. 6</u>	<u>No. 7</u>	<u>No. 8</u>	<u>No. 9</u>	<u>No. 10</u>	<u>Total</u>
\$ 8,599	\$ 33,432	\$ 95,218	\$ 119,343	\$ 217,337	\$ 163,973
300,742	398,578				2,937,495
24,202	20,881	22,074	25,755	24,296	274,987
	43,981				311,529
94,736	53,810	70,794	91,656	79,196	1,294,483
<u>\$ 428,279</u>	<u>\$ 550,682</u>	<u>\$ 188,086</u>	<u>\$ 236,754</u>	<u>\$ 320,829</u>	<u>\$ 4,982,467</u>
\$ 119,971	\$ 281	\$ 6,249	\$ 6,256	\$ 1,705	\$ 45,374
2,270	67,669	92,868	117,409	103,489	1,563,480
		11,890	19,933	33,679	426,482
122,241	67,950	111,007	143,598	138,873	2,035,336
306,038	482,732	77,079	93,156	181,956	2,947,131
<u>\$ 428,279</u>	<u>\$ 550,682</u>	<u>\$ 188,086</u>	<u>\$ 236,754</u>	<u>\$ 320,829</u>	<u>\$ 4,982,467</u>

**COMBINING STATEMENT OF REVENUES, EXPENDITURES AND CHANGES IN FUND BALANCES**  
**NONMAJOR GOVERNMENTAL FUNDS**

**Terrebonne Parish Consolidated Government**

For the year ended December 31, 2013

	Special Revenue Funds					
	Terrebonne Juvenile Detention Fund	G.I.S. Mapping System Fund	Parish Transportation Fund	Sales Tax Capital Improvement Fund	Road District No. 6 Maintenance Fund	Road Lighting District Maintenance Funds
<b>Revenues</b>						
Taxes	\$ 1,610,565	\$ 2,684		\$ 6,490,102	\$ 38,248	\$ 2,001,774
Intergovernmental	52,410	225,000	\$ 944,335		1,179	62,501
Charges for services	100,698					
Fines and forfeitures						
Miscellaneous	1,629	351	307	(1,932)	63	2,024
<b>Total revenues</b>	<b>1,765,302</b>	<b>228,035</b>	<b>944,642</b>	<b>6,488,170</b>	<b>39,490</b>	<b>2,066,299</b>
<b>Expenditures</b>						
Current:						
General government	79,667				1,530	94,205
Public safety	2,910,194					
Streets and drainage			1,775,043		398	1,816,789
Health and welfare						
Culture and recreation						
Debt service:						
Principal retirement						
Interest and fiscal charges						
Capital outlay	5,263					
<b>Total expenditures</b>	<b>2,995,124</b>		<b>1,775,043</b>		<b>1,928</b>	<b>1,910,994</b>
Excess (deficiency) of revenues over expenditures	(1,229,822)	228,035	(830,401)	6,488,170	37,562	155,305
<b>Other Financing Sources (Uses)</b>						
Transfers in	1,248,348					1,107
Transfers out		(225,000)		(7,005,096)		
Proceeds of capital asset dispositions						
<b>Total other financing sources (uses)</b>	<b>1,248,348</b>	<b>(225,000)</b>		<b>(7,005,096)</b>		<b>1,107</b>
<b>Net Change in Fund Balances</b>	<b>18,526</b>	<b>3,035</b>	<b>(830,401)</b>	<b>(516,926)</b>	<b>37,562</b>	<b>156,412</b>
<b>Fund Balances</b>						
Beginning of year	283,001	202,466	1,859,894	4,016,986	346,798	2,790,719
End of year	\$ 301,527	\$ 205,501	\$ 1,029,493	\$ 3,500,060	\$ 384,360	\$ 2,947,131

## Special Revenue Funds

Health Unit Fund	Terrebonne ARC Fund	Parishwide Recreation Fund	Mental Health Fund	Criminal Court Fund	Debt Service Fund	Total
\$ 1,377,966	\$ 4,424,368	\$ 1,710,745	\$ 348,857		\$ 2,347,373	\$ 20,352,682
40,970	131,546	50,842	10,366	\$ 444,700		1,963,849
		95,522		102,936		299,156
				3,612,123		3,612,123
501	386	1,939	486	54	(227,412)	(221,604)
<u>1,419,437</u>	<u>4,556,300</u>	<u>1,859,048</u>	<u>359,709</u>	<u>4,159,813</u>	<u>2,119,961</u>	<u>26,006,206</u>
68,168	230,840	84,595	17,247	5,602,797	114,573	6,293,622
						2,910,194
832,949	4,200,180		216,660			3,592,230
		1,617,853				5,249,789
						1,617,853
					5,315,000	5,315,000
					4,848,321	4,848,321
		2,535				7,798
<u>901,117</u>	<u>4,431,020</u>	<u>1,704,983</u>	<u>233,907</u>	<u>5,602,797</u>	<u>10,277,894</u>	<u>29,834,807</u>
518,320	125,280	154,065	125,802	(1,442,984)	(8,157,933)	(3,828,601)
			47,310	1,458,111	8,441,807	11,196,683
(450,000)		(761,107)			(19,319)	(8,460,522)
		1,420				1,420
<u>(450,000)</u>	<u></u>	<u>(759,687)</u>	<u>47,310</u>	<u>1,458,111</u>	<u>8,422,488</u>	<u>2,737,581</u>
68,320	125,280	(605,622)	173,112	15,127	264,555	(1,091,020)
<u>684,865</u>	<u>691,493</u>	<u>797,869</u>	<u>453,811</u>	<u>7</u>	<u>14,469,540</u>	<u>26,597,449</u>
<u>\$ 753,185</u>	<u>\$ 816,773</u>	<u>\$ 192,247</u>	<u>\$ 626,923</u>	<u>\$ 15,134</u>	<u>\$ 14,734,095</u>	<u>\$ 25,506,429</u>

**COMBINING STATEMENT OF REVENUES, EXPENDITURES AND CHANGES IN FUND BALANCES**  
**ROAD LIGHTING DISTRICT MAINTENANCE FUNDS**

**Terrebonne Parish Consolidated Government**

For the year ended December 31, 2013

	<u>No. 1</u>	<u>No. 2</u>	<u>No. 3A</u>	<u>No. 4</u>	<u>No. 5</u>
<b>Revenues</b>					
Taxes	\$ 291,710	\$ 215,640	\$ 594,512	\$ 165,393	\$ 88,022
Intergovernmental	16,925	4,925	17,654	3,389	6,653
Miscellaneous	<u>377</u>	<u>172</u>	<u>523</u>	<u>133</u>	<u>85</u>
Total revenues	<u>309,012</u>	<u>220,737</u>	<u>612,689</u>	<u>168,915</u>	<u>94,760</u>
<b>Expenditures</b>					
Current:					
General government	14,726	5,676	35,197	7,032	5,283
Streets and drainage	<u>277,403</u>	<u>223,083</u>	<u>431,360</u>	<u>180,039</u>	<u>79,945</u>
Total expenditures	<u>292,129</u>	<u>228,759</u>	<u>466,557</u>	<u>187,071</u>	<u>85,228</u>
Excess (deficiency) of revenues over expenditures	<u>16,883</u>	<u>(8,022)</u>	<u>146,132</u>	<u>(18,156)</u>	<u>9,532</u>
Other Financing Sources					
Transfer in:					
Parishwide Recreation Fund	<u>                    </u>	<u>                    </u>	<u>                    </u>	<u>1,107</u>	<u>                    </u>
<b>Net Change in Fund Balances</b>	16,883	(8,022)	146,132	(17,049)	9,532
<b>Fund Balances</b>					
Beginning of year	<u>594,906</u>	<u>73,095</u>	<u>699,205</u>	<u>123,267</u>	<u>168,221</u>
End of year	<u>\$ 611,789</u>	<u>\$ 65,073</u>	<u>\$ 845,337</u>	<u>\$ 106,218</u>	<u>\$ 177,753</u>



No. 6	No. 7	No. 8	No. 9	No. 10	Total
\$ 132,239	\$ 210,958	\$ 80,303	\$ 104,629	\$ 118,368	\$ 2,001,774
2,024	4,665	1,337	3,204	1,725	62,501
196	269	56	86	127	2,024
<u>134,459</u>	<u>215,892</u>	<u>81,696</u>	<u>107,919</u>	<u>120,220</u>	<u>2,066,299</u>
5,224	8,042	3,260	5,503	4,262	94,205
<u>147,701</u>	<u>162,943</u>	<u>76,819</u>	<u>106,395</u>	<u>131,101</u>	<u>1,816,789</u>
<u>152,925</u>	<u>170,985</u>	<u>80,079</u>	<u>111,898</u>	<u>135,363</u>	<u>1,910,994</u>
<u>(18,466)</u>	<u>44,907</u>	<u>1,617</u>	<u>(3,979)</u>	<u>(15,143)</u>	<u>155,305</u>
					<u>1,107</u>
<u>(18,466)</u>	<u>44,907</u>	<u>1,617</u>	<u>(3,979)</u>	<u>(15,143)</u>	<u>156,412</u>
<u>324,504</u>	<u>437,825</u>	<u>75,462</u>	<u>97,135</u>	<u>197,099</u>	<u>2,790,719</u>
<u>\$ 306,038</u>	<u>\$ 482,732</u>	<u>\$ 77,079</u>	<u>\$ 93,156</u>	<u>\$ 181,956</u>	<u>\$ 2,947,131</u>

**SCHEDULE OF REVENUES, EXPENDITURES AND CHANGES IN FUND BALANCES - BUDGET AND ACTUAL  
TERREBONNE JUVENILE DETENTION FUND**

**Terrebonne Parish Consolidated Government**

For the year ended December 31, 2013

	Budgeted Amounts		Actual	Variance with Final Budget Positive (Negative)
	Original	Final		
<b>Revenues</b>				
Taxes - ad valorem	\$ 1,556,781	\$ 1,556,781	\$ 1,610,565	\$ 53,784
Intergovernmental:				
State of Louisiana:				
State revenue sharing	49,000	49,000	47,880	(1,120)
Louisiana Commission on Law Enforcement		8,435	4,530	(3,905)
Charges for services	75,000	75,000	100,698	25,698
Miscellaneous:				
Investment earnings	100	100	321	221
Other			1,308	1,308
Total revenues	<u>1,680,881</u>	<u>1,689,316</u>	<u>1,765,302</u>	<u>75,986</u>
<b>Expenditures</b>				
Current:				
General government:				
Ad valorem tax deductions	51,643	51,643	53,443	(1,800)
Ad valorem tax adjustment	21,425	21,425	26,224	(4,799)
Total general government	<u>73,068</u>	<u>73,068</u>	<u>79,667</u>	<u>(6,599)</u>
Public safety:				
Juvenile services:				
Personal services	2,322,396	2,322,396	2,332,243	(9,847)
Supplies and materials	104,200	104,200	84,369	19,831
Other services and charges	415,395	402,268	399,879	2,389
Repairs and maintenance	52,350	78,612	67,951	10,661
Allocated expenditures for services performed by other departments:				
Parish council	3,800	3,800	3,098	702
Council clerk	4,700	4,700	4,361	339
Legislative - other	2,365	2,365	3,263	(898)
Parish president	6,365	6,365	7,860	(1,495)
Finance	6,250	6,250	7,145	(895)
Customer service	55	55	25	30
Total public safety	<u>2,917,876</u>	<u>2,931,011</u>	<u>2,910,194</u>	<u>20,817</u>
Capital outlay		11,050	5,263	5,787
Total expenditures	<u>2,990,944</u>	<u>3,015,129</u>	<u>2,995,124</u>	<u>20,005</u>
Deficiency of revenues over expenditures	<u>(1,310,063)</u>	<u>(1,325,813)</u>	<u>(1,229,822)</u>	<u>95,991</u>
<b>Other Financing Sources</b>				
Transfer in:				
General Fund	1,248,348	1,248,348	1,248,348	
<b>Net Change in Fund Balances</b>	(61,715)	(77,465)	18,526	95,991
<b>Fund Balance</b>				
Beginning of year	67,223	283,001	283,001	
End of year	<u>\$ 5,508</u>	<u>\$ 205,536</u>	<u>\$ 301,527</u>	<u>\$ 95,991</u>

**SCHEDULE OF REVENUES, EXPENDITURES AND CHANGES IN FUND BALANCES - BUDGET AND ACTUAL**  
**G.I.S. MAPPING SYSTEM FUND**

**Terrebonne Parish Consolidated Government**

For the year ended December 31, 2013

	Budgeted Amounts		Actual	Variance with Final Budget Positive (Negative)
	Original	Final		
<b>Revenues</b>				
Taxes-ad valorem			\$ 2,684	\$ 2,684
Intergovernmental - parish revenue sharing	\$ 250,000	\$ 225,000	225,000	
Miscellaneous - investment earnings			351	351
<b>Total revenues</b>	<u>250,000</u>	<u>225,000</u>	<u>228,035</u>	<u>3,035</u>
<b>Other Financing Uses</b>				
Transfers out:				
Utilities Fund	<u>(250,000)</u>	<u>(225,000)</u>	<u>(225,000)</u>	
<b>Net Change in Fund Balances</b>	-	-	3,035	3,035
<b>Fund Balance</b>				
Beginning of year	<u>201,124</u>	<u>202,466</u>	<u>202,466</u>	
End of year	<u>\$ 201,124</u>	<u>\$ 202,466</u>	<u>\$ 205,501</u>	<u>\$ 3,035</u>

**SCHEDULE OF REVENUES, EXPENDITURES AND CHANGES IN FUND BALANCES - BUDGET AND ACTUAL**  
**PARISH TRANSPORTATION FUND**

**Terrebonne Parish Consolidated Government**

For the year ended December 31, 2013

	Budgeted Amounts		Actual	Variance with Final Budget Positive (Negative)
	Original	Final		
<b>Revenues</b>				
Intergovernmental - state's parish transportation fund	\$ 600,000	600,000	944,335	\$ 344,335
Miscellaneous - investment earnings	500	500	307	(193)
Total revenues	600,500	600,500	944,642	344,142
<b>Expenditures</b>				
Current:				
Streets and drainage:				
Other services and charges	600,793	2,144,931	1,775,043	369,888
Capital outlay		24,000		24,000
Total expenditures	600,793	2,168,931	1,775,043	393,888
<b>Net Change in Fund Balances</b>	(293)	(1,568,431)	(830,401)	738,030
<b>Fund Balance</b>				
Beginning of year	293	1,859,894	1,859,894	
End of year	\$ -	\$ 291,463	\$ 1,029,493	\$ 738,030

**SCHEDULE OF REVENUES, EXPENDITURES AND CHANGES IN FUND BALANCES - BUDGET AND ACTUAL**  
**SALES TAX CAPITAL IMPROVEMENT FUND**

**Terrebonne Parish Consolidated Government**

For the year ended December 31, 2013

	Budgeted Amounts		Actual	Variance with Final Budget Positive (Negative)
	Original	Final		
<b>Revenues</b>				
Taxes - sales and use	\$ 5,800,000	\$ 5,800,000	\$ 6,490,102	\$ 690,102
Miscellaneous - investment earnings (loss)	10,000	10,000	(1,932)	(11,932)
Total revenues	<u>5,810,000</u>	<u>5,810,000</u>	<u>6,488,170</u>	<u>678,170</u>
<b>Other Financing Uses</b>				
Transfer out:				
Road & Bridge Fund		(175,000)	(175,000)	
Debt Service Fund	(4,026,509)	(4,026,509)	(4,266,411)	(239,902)
Capital Projects Fund	(2,563,685)	(2,563,685)	(2,563,685)	
Total other financing uses	<u>(6,590,194)</u>	<u>(6,765,194)</u>	<u>(7,005,096)</u>	<u>(239,902)</u>
<b>Net Change in Fund Balances</b>	(780,194)	(955,194)	(516,926)	438,268
<b>Fund Balance</b>				
Beginning of year	<u>3,898,047</u>	<u>4,016,986</u>	<u>4,016,986</u>	
End of year	<u>\$ 3,117,853</u>	<u>\$ 3,061,792</u>	<u>\$ 3,500,060</u>	<u>\$ 438,268</u>

**SCHEDULE OF REVENUES, EXPENDITURES AND CHANGES IN FUND BALANCES - BUDGET AND ACTUAL**  
**ROAD DISTRICT NO. 6 MAINTENANCE FUND**

**Terrebonne Parish Consolidated Government**

For the year ended December 31, 2013

	Budgeted Amounts		Actual	Variance with Final Budget Positive (Negative)
	Original	Final		
<b>Revenues</b>				
Taxes - ad valorem	\$ 38,484	\$ 38,484	\$ 38,248	\$ (236)
Intergovernmental - state revenue sharing	600	600	1,179	579
Miscellaneous - investment earnings	50	50	63	13
	<u>39,134</u>	<u>39,134</u>	<u>39,490</u>	<u>356</u>
<b>Total revenues</b>				
	<u>39,134</u>	<u>39,134</u>	<u>39,490</u>	<u>356</u>
<b>Expenditures</b>				
Current:				
General government:				
Ad valorem tax deductions	1,380	1,380	1,277	103
Ad valorem tax adjustment	625	625	253	372
	<u>2,005</u>	<u>2,005</u>	<u>1,530</u>	<u>475</u>
<b>Total general government</b>				
	<u>2,005</u>	<u>2,005</u>	<u>1,530</u>	<u>475</u>
Streets and drainage:				
Other services and charges	65,685	371,364	263	371,101
Allocated expenditures for services performed by other departments:				
Finance	240	135	135	
	<u>65,925</u>	<u>371,499</u>	<u>398</u>	<u>371,101</u>
<b>Total streets and drainage</b>				
	<u>65,925</u>	<u>371,499</u>	<u>398</u>	<u>371,101</u>
<b>Total expenditures</b>				
	<u>67,930</u>	<u>373,504</u>	<u>1,928</u>	<u>371,576</u>
<b>Net change in Fund Balances</b>	(28,796)	(334,370)	37,562	371,932
<b>Fund Balance</b>				
Beginning of year	<u>30,735</u>	<u>346,798</u>	<u>346,798</u>	
End of year	<u>\$ 1,939</u>	<u>\$ 12,428</u>	<u>\$ 384,360</u>	<u>\$ 371,932</u>

**SCHEDULE OF REVENUES, EXPENDITURES AND CHANGES IN FUND BALANCES - BUDGET AND ACTUAL**  
**ROAD LIGHTING DISTRICT NO. 1 MAINTENANCE FUND**

**Terrebonne Parish Consolidated Government**

For the year ended December 31, 2013

	Budgeted Amounts		Actual	Variance with Final Budget Positive (Negative)
	Original	Final		
<b>Revenues</b>				
Taxes - ad valorem	\$ 294,916	\$ 294,916	\$ 291,710	\$ (3,206)
Intergovernmental - state revenue sharing	17,500	17,500	16,925	(575)
Miscellaneous - investment earnings	760	760	377	(383)
<b>Total revenues</b>	<u>313,176</u>	<u>313,176</u>	<u>309,012</u>	<u>(4,164)</u>
<b>Expenditures</b>				
Current:				
General government:				
Ad valorem tax deductions	11,000	11,000	10,053	947
Ad valorem tax adjustments	3,000	3,000	4,673	(1,673)
<b>Total general government</b>	<u>14,000</u>	<u>14,000</u>	<u>14,726</u>	<u>(726)</u>
Streets and drainage:				
Personal services	2,000	2,000		2,000
Other services and charges	276,700	276,700	268,796	7,904
Repairs and maintenance	12,500	47,500	5,086	42,414
Allocated expenditures for services performed by other departments:				
Parish council	350	350	288	62
Council clerk	375	375	406	(31)
Legislative - other	225	225	304	(79)
Parish president	650	650	731	(81)
Finance	1,500	1,500	1,792	(292)
<b>Total streets and drainage</b>	<u>294,300</u>	<u>329,300</u>	<u>277,403</u>	<u>51,897</u>
<b>Total expenditures</b>	<u>308,300</u>	<u>343,300</u>	<u>292,129</u>	<u>51,171</u>
<b>Net Change in Fund Balances</b>	4,876	(30,124)	16,883	47,007
<b>Fund Balance</b>				
Beginning of year	<u>578,000</u>	<u>594,906</u>	<u>594,906</u>	
End of year	<u>\$ 582,876</u>	<u>\$ 564,782</u>	<u>\$ 611,789</u>	<u>\$ 47,007</u>

**SCHEDULE OF REVENUES, EXPENDITURES AND CHANGES IN FUND BALANCES - BUDGET AND ACTUAL**  
**ROAD LIGHTING DISTRICT NO. 2 MAINTENANCE FUND**

**Terrebonne Parish Consolidated Government**

For the year ended December 31, 2013

	Budgeted Amounts		Actual	Variance with Final Budget Positive (Negative)
	Original	Final		
<b>Revenues</b>				
Taxes - ad valorem	\$ 207,854	\$ 207,854	\$ 215,640	\$ 7,786
Intergovernmental - state revenue sharing	3,200	3,200	4,925	1,725
Miscellaneous - investment earnings	150	150	172	22
<b>Total revenues</b>	<u>211,204</u>	<u>211,204</u>	<u>220,737</u>	<u>9,533</u>
<b>Expenditures</b>				
Current:				
General government:				
Ad valorem tax deductions	4,455	4,455	5,676	(1,221)
Ad valorem tax adjustment	1,000	1,000		1,000
<b>Total general government</b>	<u>5,455</u>	<u>5,455</u>	<u>5,676</u>	<u>(221)</u>
Streets and drainage:				
Personal services	1,500	1,500		1,500
Supplies and materials	1,000	1,000		1,000
Other services and charges	170,000	170,000	172,219	(2,219)
Repairs and maintenance	6,750	41,750	47,649	(5,899)
Allocated expenditures for services performed by other departments:				
Parish council	250	250	240	10
Council clerk	250	250	338	(88)
Legislative - other	150	150	253	(103)
Parish president	300	300	609	(309)
Finance	1,200	1,200	1,775	(575)
<b>Total streets and drainage</b>	<u>181,400</u>	<u>216,400</u>	<u>223,083</u>	<u>(6,683)</u>
<b>Total expenditures</b>	<u>186,855</u>	<u>221,855</u>	<u>228,759</u>	<u>(6,904)</u>
<b>Net Change in Fund Balances</b>	24,349	(10,651)	(8,022)	2,629
<b>Fund Balance</b>				
Beginning of year	<u>84,548</u>	<u>73,095</u>	<u>73,095</u>	
End of year	<u>\$ 108,897</u>	<u>\$ 62,444</u>	<u>\$ 65,073</u>	<u>\$ 2,629</u>



**SCHEDULE OF REVENUES, EXPENDITURES AND CHANGES IN FUND BALANCES - BUDGET AND ACTUAL**  
**ROAD LIGHTING DISTRICT NO. 3A MAINTENANCE FUND**

**Terrebonne Parish Consolidated Government**

For the year ended December 31, 2013

	Budgeted Amounts		Actual	Variance with Final Budget Positive (Negative)
	Original	Final		
<b>Revenues</b>				
Taxes - ad valorem	\$ 395,645	\$ 395,645	\$ 594,512	\$ 198,867
Intergovernmental - state revenue sharing	15,000	15,000	17,654	2,654
Miscellaneous - investment earnings	1,015	1,015	523	(492)
<b>Total revenues</b>	<b>411,660</b>	<b>411,660</b>	<b>612,689</b>	<b>201,029</b>
<b>Expenditures</b>				
Current:				
General government:				
Ad valorem tax deductions	15,300	15,300	20,152	(4,852)
Ad valorem tax adjustment	3,000	3,000	15,045	(12,045)
<b>Total general government</b>	<b>18,300</b>	<b>18,300</b>	<b>35,197</b>	<b>(16,897)</b>
Streets and drainage:				
Personal services	5,000	5,000		5,000
Supplies and materials	700	700		700
Other services and charges	428,300	437,300	420,910	16,390
Repairs and maintenance	4,500	24,500	5,847	18,653
Allocated expenditures for services performed by other departments:				
Parish council	600	600	456	144
Council clerk	650	650	642	8
Legislative - other	350	350	481	(131)
Parish president	1,000	1,000	1,158	(158)
Finance	1,700	1,700	1,866	(166)
<b>Total streets and drainage</b>	<b>442,800</b>	<b>471,800</b>	<b>431,360</b>	<b>40,440</b>
<b>Total expenditures</b>	<b>461,100</b>	<b>490,100</b>	<b>466,557</b>	<b>23,543</b>
<b>Net Change in Fund Balances</b>	<b>(49,440)</b>	<b>(78,440)</b>	<b>146,132</b>	<b>224,572</b>
<b>Fund Balance</b>				
Beginning of year	597,686	699,205	699,205	
End of year	\$ 548,246	\$ 620,765	\$ 845,337	\$ 224,572

**SCHEDULE OF REVENUES, EXPENDITURES AND CHANGES IN FUND BALANCES - BUDGET AND ACTUAL**  
**ROAD LIGHTING DISTRICT NO. 4 MAINTENANCE FUND**

**Terrebonne Parish Consolidated Government**

For the year ended December 31, 2013

	Budgeted Amounts		Actual	Variance with Final Budget Positive (Negative)
	Original	Final		
<b>Revenues</b>				
Taxes - ad valorem	\$ 158,063	\$ 158,063	\$ 165,393	\$ 7,330
Intergovernmental - state revenue sharing	2,800	2,800	3,389	589
Miscellaneous - investment earnings	500	500	133	(367)
<b>Total revenues</b>	<u>161,363</u>	<u>161,363</u>	<u>168,915</u>	<u>7,552</u>
<b>Expenditures</b>				
Current:				
General government:				
Ad valorem tax deductions	4,500	4,500	5,516	(1,016)
Ad valorem tax adjustment	1,000	1,000	1,516	(516)
<b>Total general government</b>	<u>5,500</u>	<u>5,500</u>	<u>7,032</u>	<u>(1,532)</u>
Streets and drainage:				
Personal services	500	500		500
Supplies and materials	500	500		500
Repair and maintenance	160,800	171,798	177,260	(5,462)
Other services and charges	500	9,000	454	8,546
Allocated expenditures for services performed by other departments:				
Parish council	250	250	192	58
Council clerk	250	250	270	(20)
Legislative - other	150	150	202	(52)
Parish president	300	300	487	(187)
Finance	1,200	1,200	1,174	26
<b>Total streets and drainage</b>	<u>164,450</u>	<u>183,948</u>	<u>180,039</u>	<u>3,909</u>
<b>Total expenditures</b>	<u>169,950</u>	<u>189,448</u>	<u>187,071</u>	<u>2,377</u>
Deficiency of revenues over expenditures	<u>(8,587)</u>	<u>(28,085)</u>	<u>(18,156)</u>	<u>9,929</u>
<b>Other Financing Sources</b>				
Transfer in:				
Parishwide Recreation Fund			1,107	1,107
<b>Net Change in Fund Balances</b>	<u>(8,587)</u>	<u>(28,085)</u>	<u>(17,049)</u>	<u>11,036</u>
<b>Fund Balance</b>				
Beginning of year	<u>115,319</u>	<u>123,267</u>	<u>123,267</u>	
End of year	<u>\$ 106,732</u>	<u>\$ 95,182</u>	<u>\$ 106,218</u>	<u>\$ 11,036</u>

**SCHEDULE OF REVENUES, EXPENDITURES AND CHANGES IN FUND BALANCES - BUDGET AND ACTUAL**  
**ROAD LIGHTING DISTRICT NO. 5 MAINTENANCE FUND**

**Terrebonne Parish Consolidated Government**

For the year ended December 31, 2013

	Budgeted Amounts		Actual	Variance with Final Budget Positive (Negative)
	Original	Final		
<b>Revenues</b>				
Taxes - ad valorem	\$ 90,708	\$ 90,708	\$ 88,022	\$ (2,686)
Intergovernmental - state revenue sharing	7,800	7,800	6,653	(1,147)
Miscellaneous - investment earnings	100	100	85	(15)
<b>Total revenues</b>	<b>98,608</b>	<b>98,608</b>	<b>94,760</b>	<b>(3,848)</b>
<b>Expenditures</b>				
Current:				
General government:				
Ad valorem tax deductions	3,500	3,500	3,063	437
Ad valorem tax adjustment	500	500	2,220	(1,720)
<b>Total general government</b>	<b>4,000</b>	<b>4,000</b>	<b>5,283</b>	<b>(1,283)</b>
Streets and drainage:				
Personal services	500	500		500
Supplies and materials	100	100		100
Other services and charges	98,700	98,700	77,369	21,331
Repairs and maintenance	300	300	1,534	(1,234)
Allocated expenditures for services performed by other departments:				
Parish council	175	175	72	103
Council clerk	175	175	101	74
Legislative - other	100	100	76	24
Parish president	200	200	183	17
Finance	550	550	610	(60)
<b>Total streets and drainage</b>	<b>100,800</b>	<b>100,800</b>	<b>79,945</b>	<b>20,855</b>
<b>Total expenditures</b>	<b>104,800</b>	<b>104,800</b>	<b>85,228</b>	<b>19,572</b>
<b>Net Change in Fund Balances</b>	<b>(6,192)</b>	<b>(6,192)</b>	<b>9,532</b>	<b>15,724</b>
<b>Fund Balance</b>				
Beginning of year	159,375	168,221	168,221	
End of year	<b>\$ 153,183</b>	<b>\$ 162,029</b>	<b>\$ 177,753</b>	<b>\$ 15,724</b>

**SCHEDULE OF REVENUES, EXPENDITURES AND CHANGES IN FUND BALANCES - BUDGET AND ACTUAL**  
**ROAD LIGHTING DISTRICT NO. 6 MAINTENANCE FUND**

**Terrebonne Parish Consolidated Government**

For the year ended December 31, 2013

	Budgeted Amounts		Actual	Variance with Final Budget Positive (Negative)
	Original	Final		
<b>Revenues</b>				
Taxes - ad valorem	\$ 131,224	\$ 131,224	\$ 132,239	\$ 1,015
Intergovernmental - state revenue sharing	2,200	2,200	2,024	(176)
Miscellaneous - investment earnings	250	250	196	(54)
<b>Total revenues</b>	<b>133,674</b>	<b>133,674</b>	<b>134,459</b>	<b>785</b>
<b>Expenditures</b>				
Current:				
General government:				
Ad valorem tax deductions	5,250	5,250	4,360	890
Ad valorem tax adjustment	2,000	2,000	864	1,136
<b>Total general government</b>	<b>7,250</b>	<b>7,250</b>	<b>5,224</b>	<b>2,026</b>
Streets and drainage:				
Other services and charges	128,000	139,140	145,469	(6,329)
Repairs and maintenance			687	(687)
Allocated expenditures for services performed by other departments:				
Parish council	200	200	144	56
Council clerk	200	200	203	(3)
Legislative - other	125	125	152	(27)
Parish president	350	350	366	(16)
Finance	700	700	680	20
<b>Total streets and drainage</b>	<b>129,575</b>	<b>140,715</b>	<b>147,701</b>	<b>(6,986)</b>
<b>Total expenditures</b>	<b>136,825</b>	<b>147,965</b>	<b>152,925</b>	<b>(4,960)</b>
<b>Net Change in Fund Balances</b>	<b>(3,151)</b>	<b>(14,291)</b>	<b>(18,466)</b>	<b>(4,175)</b>
<b>Fund Balance</b>				
Beginning of year	272,680	324,504	324,504	
End of year	\$ 269,529	\$ 310,213	\$ 306,038	\$ (4,175)

**SCHEDULE OF REVENUES, EXPENDITURES AND CHANGES IN FUND BALANCES - BUDGET AND ACTUAL**  
**ROAD LIGHTING DISTRICT NO. 7 MAINTENANCE FUND**

**Terrebonne Parish Consolidated Government**

For the year ended December 31, 2013

	Budgeted Amounts		Actual	Variance with Final Budget Positive (Negative)
	Original	Final		
<b>Revenues</b>				
Taxes - ad valorem	\$ 197,804	\$ 197,804	\$ 210,958	\$ 13,154
Intergovernmental - state revenue sharing	3,300	3,300	4,665	1,365
Miscellaneous - investment earnings	300	300	269	(31)
<b>Total revenues</b>	<b>201,404</b>	<b>201,404</b>	<b>215,892</b>	<b>14,488</b>
<b>Expenditures</b>				
Current:				
General government:				
Ad valorem tax deductions	5,900	5,900	6,489	(589)
Ad valorem tax adjustment	11,000	11,000	1,553	9,447
<b>Total general government</b>	<b>16,900</b>	<b>16,900</b>	<b>8,042</b>	<b>8,858</b>
Streets and drainage:				
Personal services	300	300		300
Supplies and materials	400	400		400
Other services and charges	182,170	182,170	160,795	21,375
Repairs and maintenance	1,000	1,000	180	820
Allocated expenditures for services performed by other departments:				
Parish council	250	250	168	82
Council clerk	250	250	237	13
Legislative - other	100	100	177	(77)
Parish president	400	400	427	(27)
Finance	1,000	1,000	959	41
<b>Total streets and drainage</b>	<b>185,870</b>	<b>185,870</b>	<b>162,943</b>	<b>22,927</b>
<b>Total expenditures</b>	<b>202,770</b>	<b>202,770</b>	<b>170,985</b>	<b>31,785</b>
<b>Net Change in Fund Balances</b>	<b>(1,366)</b>	<b>(1,366)</b>	<b>44,907</b>	<b>46,273</b>
<b>Fund Balance</b>				
Beginning of year	175,971	437,825	437,825	
End of year	\$ 174,605	\$ 436,459	\$ 482,732	\$ 46,273

**SCHEDULE OF REVENUES, EXPENDITURES AND CHANGES IN FUND BALANCES - BUDGET AND ACTUAL**  
**ROAD LIGHTING DISTRICT NO. 8 MAINTENANCE FUND**

**Terrebonne Parish Consolidated Government**

For the year ended December 31, 2013

	Budgeted Amounts		Actual	Variance with Final Budget Positive (Negative)
	Original	Final		
<b>Revenues</b>				
Taxes - ad valorem	\$ 78,724	\$ 78,724	\$ 80,303	\$ 1,579
Intergovernmental - state revenue sharing	1,200	1,200	1,337	137
Miscellaneous - investment earnings	200	200	56	(144)
<b>Total revenues</b>	<u>80,124</u>	<u>80,124</u>	<u>81,696</u>	<u>1,572</u>
<b>Expenditures</b>				
Current:				
General government:				
Ad valorem tax deductions	3,000	3,000	2,683	317
Ad valorem tax adjustment	300	300	577	(277)
<b>Total general government</b>	<u>3,300</u>	<u>3,300</u>	<u>3,260</u>	<u>40</u>
Streets and drainage:				
Personal services	500	500		500
Other services and charges	80,000	80,000	75,550	4,450
Repairs and maintenance	300	300		300
Allocated expenditures for services performed by other departments:				
Parish council	125	125	72	53
Council clerk	125	125	101	24
Legislative - other	100	100	76	24
Parish president	200	200	183	17
Finance	50	50		50
Customer service	1,000	1,000	837	163
<b>Total streets and drainage</b>	<u>82,400</u>	<u>82,400</u>	<u>76,819</u>	<u>5,581</u>
<b>Total expenditures</b>	<u>85,700</u>	<u>85,700</u>	<u>80,079</u>	<u>5,621</u>
<b>Net Change in Fund Balances</b>	(5,576)	(5,576)	1,617	7,193
<b>Fund Balance</b>				
Beginning of year	<u>68,800</u>	<u>75,462</u>	<u>75,462</u>	
End of year	<u>\$ 63,224</u>	<u>\$ 69,886</u>	<u>\$ 77,079</u>	<u>\$ 7,193</u>

**SCHEDULE OF REVENUES, EXPENDITURES AND CHANGES IN FUND BALANCES - BUDGET AND ACTUAL**  
**ROAD LIGHTING DISTRICT NO. 9 MAINTENANCE FUND**

**Terrebonne Parish Consolidated Government**

For the year ended December 31, 2013

	Budgeted Amounts		Actual	Variance with Final Budget Positive (Negative)
	Original	Final		
<b>Revenues</b>				
Taxes - ad valorem	\$ 101,651	\$ 101,651	\$ 104,629	\$ 2,978
Intergovernmental - state revenue sharing	3,000	3,000	3,204	204
Miscellaneous - investment earnings	400	400	86	(314)
<b>Total revenues</b>	<b>105,051</b>	<b>105,051</b>	<b>107,919</b>	<b>2,868</b>
<b>Expenditures</b>				
Current:				
General government:				
Ad valorem tax deductions	3,500	3,500	3,398	102
Ad valorem tax adjustment	4,000	4,000	2,105	1,895
<b>Total general government</b>	<b>7,500</b>	<b>7,500</b>	<b>5,503</b>	<b>1,997</b>
Streets and drainage:				
Other services and charges	93,700	93,700	101,952	(8,252)
Repairs and maintenance	2,000	6,000	2,762	3,238
Allocated expenditures for services performed by other departments:				
Parish council	150	150	120	30
Council clerk	150	150	169	(19)
Legislative - other	100	100	126	(26)
Parish president	250	250	305	(55)
Finance	850	850	961	(111)
<b>Total streets and drainage</b>	<b>97,200</b>	<b>101,200</b>	<b>106,395</b>	<b>(5,195)</b>
<b>Total expenditures</b>	<b>104,700</b>	<b>108,700</b>	<b>111,898</b>	<b>(3,198)</b>
<b>Net Change in Fund Balances</b>	<b>351</b>	<b>(3,649)</b>	<b>(3,979)</b>	<b>(330)</b>
<b>Fund Balance</b>				
Beginning of year	102,067	97,135	97,135	
End of year	\$ 102,418	\$ 93,486	\$ 93,156	\$ (330)

**SCHEDULE OF REVENUES, EXPENDITURES AND CHANGES IN FUND BALANCES - BUDGET AND ACTUAL**  
**ROAD LIGHTING DISTRICT NO. 10 MAINTENANCE FUND**

**Terrebonne Parish Consolidated Government**

For the year ended December 31, 2013

	Budgeted Amounts		Actual	Variance with Final Budget Positive (Negative)
	Original	Final		
<b>Revenues</b>				
Taxes - ad valorem	\$ 98,278	\$ 98,278	\$ 118,368	\$ 20,090
Intergovernmental - state revenue sharing	1,700	1,700	1,725	25
Miscellaneous - investment earnings	225	225	127	(98)
<b>Total revenues</b>	<u>100,203</u>	<u>100,203</u>	<u>120,220</u>	<u>20,017</u>
<b>Expenditures</b>				
Current:				
General government:				
Ad valorem tax deductions	3,500	3,500	3,369	131
Ad valorem tax adjustment	700	700	893	(193)
<b>Total general government</b>	<u>4,200</u>	<u>4,200</u>	<u>4,262</u>	<u>(62)</u>
Streets and drainage:				
Personal services	1,000	1,000		1,000
Other services and charges	131,100	131,100	129,362	1,738
Repairs and maintenance	1,300	1,300		1,300
Allocated expenditures for services performed by other departments:				
Parish council	200	200	144	56
Council clerk	200	200	203	(3)
Legislative - other	130	130	152	(22)
Parish president	300	300	366	(66)
Finance	900	900	874	26
<b>Total streets and drainage</b>	<u>135,130</u>	<u>135,130</u>	<u>131,101</u>	<u>4,029</u>
<b>Total expenditures</b>	<u>139,330</u>	<u>139,330</u>	<u>135,363</u>	<u>3,967</u>
<b>Net Change in Fund Balances</b>	(39,127)	(39,127)	(15,143)	23,984
<b>Fund Balance</b>				
Beginning of year	<u>173,182</u>	<u>197,099</u>	<u>197,099</u>	
End of year	<u>\$ 134,055</u>	<u>\$ 157,972</u>	<u>\$ 181,956</u>	<u>\$ 23,984</u>



**SCHEDULE OF REVENUES, EXPENDITURES AND CHANGES IN FUND BALANCES - BUDGET AND ACTUAL**  
**HEALTH UNIT FUND**

**Terrebonne Parish Consolidated Government**

For the year ended December 31, 2013

	Budgeted Amounts		Actual	Variance with Final Budget Positive (Negative)
	Original	Final		
<b>Revenues</b>				
Taxes - ad valorem	\$ 1,331,680	\$ 1,331,680	\$ 1,377,966	\$ 46,286
Intergovernmental - state revenue sharing	42,000	42,000	40,970	(1,030)
Miscellaneous - Investment Earnings	4,000	4,000	501	(3,499)
<b>Total revenues</b>	<u>1,377,680</u>	<u>1,377,680</u>	<u>1,419,437</u>	<u>41,757</u>
<b>Expenditures</b>				
Current:				
General government:				
Ad valorem tax deductions	47,910	47,910	45,729	2,181
Ad valorem tax adjustment	18,300	18,300	22,439	(4,139)
<b>Total general government</b>	<u>66,210</u>	<u>66,210</u>	<u>68,168</u>	<u>(1,958)</u>
Health and welfare:				
Personal services	201,240	201,240	191,439	9,801
Supplies and materials	10,100	10,100	1,963	8,137
Other services and charges	739,550	739,550	632,007	107,543
Repairs and maintenance	28,300	28,300		28,300
Allocated expenditures for services performed by other departments:				
Parish council	945	945	889	56
Council clerk	1,045	1,045	1,251	(206)
Legislative - other	845	845	936	(91)
Parish president	1,875	1,875	2,254	(379)
Finance	2,400	2,400	2,210	190
<b>Total health and welfare</b>	<u>986,300</u>	<u>986,300</u>	<u>832,949</u>	<u>153,351</u>
Capital outlay		132,084		132,084
<b>Total expenditures</b>	<u>1,052,510</u>	<u>1,184,594</u>	<u>901,117</u>	<u>283,477</u>
<b>Excess of revenues over expenditures</b>	<u>325,170</u>	<u>193,086</u>	<u>518,320</u>	<u>325,234</u>
<b>Other Financing Uses</b>				
Transfers Out:				
Capital Projects Fund	(450,000)	(450,000)	(450,000)	
<b>Net Change in Fund Balances</b>	<u>(124,830)</u>	<u>(256,914)</u>	<u>68,320</u>	<u>325,234</u>
<b>Fund Balance</b>				
Beginning of year	360,476	684,865	684,865	
End of year	<u>\$ 235,646</u>	<u>\$ 427,951</u>	<u>\$ 753,185</u>	<u>\$ 325,234</u>

**SCHEDULE OF REVENUES, EXPENDITURES AND CHANGES IN FUND BALANCES - BUDGET AND ACTUAL**  
**TERREBONNE ARC FUND**

**Terrebonne Parish Consolidated Government**

For the year ended December 31, 2013

	Budgeted Amounts		Actual	Variance with Final Budget Positive (Negative)
	Original	Final		
<b>Revenues</b>				
Taxes - ad valorem	\$ 4,276,642	\$ 4,276,642	\$ 4,424,368	\$ 147,726
Intergovernmental - state revenue sharing	132,000	132,000	131,546	(454)
Miscellaneous - investment earnings	200	200	386	186
<b>Total revenues</b>	<u>4,408,842</u>	<u>4,408,842</u>	<u>4,556,300</u>	<u>147,458</u>
<b>Expenditures</b>				
Current:				
General government:				
Ad valorem tax deductions	141,655	141,655	146,830	(5,175)
Ad valorem tax adjustment	58,000	58,000	84,010	(26,010)
<b>Total general government</b>	<u>199,655</u>	<u>199,655</u>	<u>230,840</u>	<u>(31,185)</u>
Health and welfare:				
Other services and charges	4,200,187	4,200,187	4,200,180	7
<b>Total expenditures</b>	<u>4,399,842</u>	<u>4,399,842</u>	<u>4,431,020</u>	<u>(31,178)</u>
<b>Net Change in Fund Balances</b>	9,000	9,000	125,280	116,280
<b>Fund Balance</b>				
Beginning of year		691,493	691,493	
End of year	<u>\$ 9,000</u>	<u>\$ 700,493</u>	<u>\$ 816,773</u>	<u>\$ 116,280</u>

**SCHEDULE OF REVENUES, EXPENDITURES AND CHANGES IN FUND BALANCES - BUDGET AND ACTUAL**  
**PARISHWIDE RECREATION FUND**

**Terrebonne Parish Consolidated Government**

For the year ended December 31, 2013

	Budgeted Amounts		Actual	Variance with Final Budget Positive (Negative)
	Original	Final		
<b>Revenues</b>				
Taxes - ad valorem	\$ 1,653,354	\$ 1,653,354	\$ 1,710,745	\$ 57,391
Intergovernmental :				
State revenue sharing	51,000	51,000	50,842	(158)
Charges for services	95,000	95,000	95,522	522
Miscellaneous:				
Investment earnings	5,000	5,000	687	(4,313)
Other	250	250	1,252	1,002
	<u>1,804,604</u>	<u>1,804,604</u>	<u>1,859,048</u>	<u>54,444</u>
Total revenues				
<b>Expenditures</b>				
Current:				
General government:				
Ad valorem tax deductions	55,840	55,840	56,749	(909)
Ad valorem tax adjustment	21,500	21,500	27,846	(6,346)
	<u>77,340</u>	<u>77,340</u>	<u>84,595</u>	<u>(7,255)</u>
Total general government				
Culture and recreation:				
Personal services	545,181	545,181	941,031	(395,850)
Supplies and materials	177,000	182,300	157,507	24,793
Other services and charges	827,816	822,516	492,648	329,868
Repairs and maintenance	5,980	5,980	504	5,476
Allocated expenditures for services performed by other departments:				
Parish council	1,620	1,620	1,681	(61)
Council clerk	1,805	1,805	2,366	(561)
Legislative - other	1,460	1,460	1,770	(310)
Parish president	3,210	3,210	4,265	(1,055)
Finance	24,400	24,400	13,273	11,127
Customer service	125	125	2,808	(2,683)
	<u>1,588,597</u>	<u>1,588,597</u>	<u>1,617,853</u>	<u>(29,256)</u>
Total culture and recreation				
Capital outlay		5,704	2,535	3,169
	<u>1,665,937</u>	<u>1,671,641</u>	<u>1,704,983</u>	<u>(33,342)</u>
Total expenditures				
Excess of revenues over expenditures	<u>138,667</u>	<u>132,963</u>	<u>154,065</u>	<u>21,102</u>
<b>Other Financing Sources (Uses)</b>				
Proceeds of capital asset dispositions			1,420	1,420
Transfer out:				
Special Revenue Fund			(1,107)	(1,107)
Capital Projects Fund	(630,000)	(760,000)	(760,000)	
	<u>(630,000)</u>	<u>(760,000)</u>	<u>(759,687)</u>	<u>313</u>
Total other financing uses				
<b>Net Change in Fund Balances</b>	<u>(491,333)</u>	<u>(627,037)</u>	<u>(605,622)</u>	<u>21,415</u>
<b>Fund Balance</b>				
Beginning of year	<u>1,486,814</u>	<u>797,869</u>	<u>797,869</u>	
End of year	<u>\$ 995,481</u>	<u>\$ 170,832</u>	<u>\$ 192,247</u>	<u>\$ 21,415</u>

**SCHEDULE OF REVENUES, EXPENDITURES AND CHANGES IN FUND BALANCES - BUDGET AND ACTUAL**  
**MENTAL HEALTH FUND**

**Terrebonne Parish Consolidated Government**

For the year ended December 31, 2013

	Budgeted Amounts		Actual	Variance with Final Budget Positive (Negative)
	Original	Final		
<b>Revenues</b>				
Taxes - ad valorem	\$ 336,902	\$ 336,902	\$ 348,857	\$ 11,955
Intergovernmental - state revenue sharing	10,700	10,700	10,366	(334)
Miscellaneous				
Investment earnings	200	200	202	2
Other			284	284
	<hr/>	<hr/>	<hr/>	<hr/>
Total revenues	347,802	347,802	359,709	11,907
	<hr/>	<hr/>	<hr/>	<hr/>
<b>Expenditures</b>				
Current:				
General government:				
Ad valorem tax deductions	11,300	11,300	11,570	(270)
Ad valorem tax adjustment	5,000	5,000	5,677	(677)
	<hr/>	<hr/>	<hr/>	<hr/>
Total general government	16,300	16,300	17,247	(947)
	<hr/>	<hr/>	<hr/>	<hr/>
Health and welfare:				
Other services and charges	319,309	319,309	214,357	104,952
Allocated expenditures for services performed by other departments:				
Parish council	300	300	240	60
Council clerk	350	350	338	12
Legislative - other	270	270	253	17
Parish president	590	590	609	(19)
Finance	2,200	2,200	863	1,337
	<hr/>	<hr/>	<hr/>	<hr/>
Total health and welfare	323,019	323,019	216,660	106,359
	<hr/>	<hr/>	<hr/>	<hr/>
Total expenditures	339,319	339,319	233,907	105,412
	<hr/>	<hr/>	<hr/>	<hr/>
Excess of revenues over expenditures	8,483	8,483	125,802	117,319
	<hr/>	<hr/>	<hr/>	<hr/>
<b>Other Financing Sources</b>				
Transfer in:				
General Fund	47,310	47,310	47,310	
	<hr/>	<hr/>	<hr/>	<hr/>
<b>Net Change in Fund Balances</b>	55,793	55,793	173,112	117,319
	<hr/>	<hr/>	<hr/>	<hr/>
<b>Fund Balance</b>				
Beginning of year	311,265	453,811	453,811	
	<hr/>	<hr/>	<hr/>	<hr/>
End of year	\$ 367,058	\$ 509,604	\$ 626,923	\$ 117,319
	<hr/>	<hr/>	<hr/>	<hr/>

**SCHEDULE OF REVENUES, EXPENDITURES AND CHANGES IN FUND BALANCES - BUDGET AND ACTUAL**  
**CRIMINAL COURT FUND**

**Terrebonne Parish Consolidated Government**

For the year ended December 31, 2013

	Budgeted Amounts		Actual	Variance with Final Budget Positive (Negative)
	Original	Final		
<b>Revenues</b>				
Intergovernmental - other local governments	\$ 517,601	\$ 517,601	\$ 444,700	\$ (72,901)
Charges for services	100,000	100,000	102,936	2,936
Fines and forfeitures	4,000,000	4,000,000	3,612,123	(387,877)
Miscellaneous - other			54	54
<b>Total revenues</b>	<u>4,617,601</u>	<u>4,617,601</u>	<u>4,159,813</u>	<u>(457,788)</u>
<b>Expenditures</b>				
Current:				
General government:				
Judicial - Criminal Court:				
Personal services	3,256,007	3,256,007	2,968,508	287,499
Supplies and materials	68,000	68,000	104,275	(36,275)
Other services and charges	2,747,700	2,747,700	2,525,261	222,439
Repairs and maintenance	4,000	4,000	4,753	(753)
<b>Total general government</b>	<u>6,075,707</u>	<u>6,075,707</u>	<u>5,602,797</u>	<u>472,910</u>
<b>Total expenditures</b>	<u>6,075,707</u>	<u>6,075,707</u>	<u>5,602,797</u>	<u>472,910</u>
Deficiency of revenues over expenditures	<u>(1,458,106)</u>	<u>(1,458,106)</u>	<u>(1,442,984)</u>	<u>15,122</u>
<b>Other Financing Sources</b>				
Transfer in:				
General Fund	<u>1,458,111</u>	<u>1,458,111</u>	<u>1,458,111</u>	
<b>Net Change in Fund Balances</b>	5	5	15,127	15,122
<b>Fund Balance</b>				
Beginning of year	<u>562</u>	<u>7</u>	<u>7</u>	
End of year	<u>\$ 567</u>	<u>\$ 12</u>	<u>\$ 15,134</u>	<u>\$ 15,122</u>



## ENTERPRISE FUNDS

Utilities Fund - To account for electricity and gas services to the residents of the City of Houma and gas services to certain outlying areas of Terrebonne Parish. All activities necessary to provide such services are accounted for in the Fund, including, but not limited to, administration, operations, construction, maintenance, financing and related debt service, billing and collection.

Sewerage Fund - To account for all activities necessary to provide sewer services to Terrebonne Parish, including, but not limited to, operations, construction and maintenance charges.

Sanitation Maintenance Fund – To account for all activities necessary to provide and maintain garbage collection and disposal services, and closure costs of the Parish's Ashland Landfill.

Civic Center Fund - To account for all activities necessary for the Houma – Terrebonne Civic Center, including, but not limited to, the administration, operations, maintenance and marketing.

**SCHEDULE OF REVENUES, EXPENSES AND CHANGES IN FUND NET POSITION - BUDGET AND ACTUAL  
UTILITIES FUND**

**Terrebonne Parish Consolidated Government**

For the year ended December 31, 2013

	Budgeted Amounts		Actual	Variance with Final Budget Positive (Negative)
	Original	Final		
<b>Operating Revenues</b>				
Revenues from sales and service charges	\$ 40,993,440	\$ 40,993,440	\$ 40,279,616	\$ (713,824)
Other operating revenues	555,850	555,850	1,248,551	692,701
Total operating revenue	41,549,290	41,549,290	41,528,167	(21,123)
<b>Operating Expenses</b>				
Personal services	3,585,256	3,585,256	3,124,422	460,834
Supplies and materials	459,300	462,575	294,970	167,605
Other services and charges	6,539,111	6,885,836	6,431,404	454,432
Energy purchases	24,217,935	24,217,935	22,905,640	1,312,295
Depreciation	3,056,000	3,056,000	3,283,892	(227,892)
Total operating expenses	37,857,602	38,207,602	36,040,328	2,167,274
Operating income	3,691,688	3,341,688	5,487,839	2,146,151
<b>Non-Operating Revenues (Expenses)</b>				
Investment earnings (loss)	20,050	20,050	(362,761)	(382,811)
Gains on capital asset dispositions			20,738	20,738
Total non-operating revenues (expenses)	20,050	20,050	(342,023)	(362,073)
Income before transfers	3,711,738	3,361,738	5,145,816	1,784,078
<b>Transfer From Other Funds</b>				
G.I.S. Mapping System Fund	250,000	225,000	225,000	
<b>Transfer To Other Funds</b>				
General Fund	(2,299,158)	(2,299,158)	(2,299,158)	
<b>Change in Net Position</b>	1,662,580	1,287,580	3,071,658	1,784,078
<b>Net Position</b>				
Beginning of year	73,436,753	75,838,057	75,838,057	
End of year	\$ 75,099,333	\$ 77,125,637	\$ 78,909,715	\$ 1,784,078



**SCHEDULE OF REVENUES, EXPENSES AND CHANGES IN FUND NET POSITION - BUDGET AND ACTUAL  
SEWERAGE FUND**

**Terrebonne Parish Consolidated Government**

For the year ended December 31, 2013

	Budgeted Amounts		Actual	Variance with Final Budget Positive (Negative)
	Original	Final		
<b>Operating Revenues</b>				
Revenues from sales and service charges	\$ 7,610,000	\$ 7,610,000	\$ 7,907,820	\$ 297,820
Other operating revenues	73,500	73,500	110,294	36,794
<b>Total operating revenue</b>	<b>7,683,500</b>	<b>7,683,500</b>	<b>8,018,114</b>	<b>334,614</b>
<b>Operating Expenses</b>				
Personal services	2,621,106	2,563,106	2,498,594	64,512
Supplies and materials	486,650	585,650	557,148	28,502
Other services and charges	3,117,155	3,076,155	3,225,151	(148,996)
Depreciation	2,401,000	2,401,000	2,738,782	(337,782)
<b>Total operating expenses</b>	<b>8,625,911</b>	<b>8,625,911</b>	<b>9,019,675</b>	<b>(393,764)</b>
<b>Operating loss</b>	<b>(942,411)</b>	<b>(942,411)</b>	<b>(1,001,561)</b>	<b>(59,150)</b>
<b>Non-Operating Revenues (Expenses)</b>				
Investment earnings (loss)	2,000	2,000	(108,204)	(110,204)
Intergovernmental			3,326	3,326
Interest and fiscal charges	(51,500)	(51,500)	(98,028)	(46,528)
Gains on capital asset dispositions			62,428	62,428
<b>Total non-operating revenues (expenses)</b>	<b>(49,500)</b>	<b>(49,500)</b>	<b>(140,478)</b>	<b>(90,978)</b>
<b>Loss before transfers and contributions</b>	<b>(991,911)</b>	<b>(991,911)</b>	<b>(1,142,039)</b>	<b>(150,128)</b>
<b>Transfers From Other Funds</b>				
Capital Projects Fund	500,000	500,000	1,546,829	1,046,829
<b>Capital Contributions</b>			<b>66,841</b>	<b>66,841</b>
<b>Change in Net Position</b>	<b>(491,911)</b>	<b>(491,911)</b>	<b>471,631</b>	<b>963,542</b>
<b>Net Position</b>				
Beginning of year	63,965,948	67,474,431	67,474,431	
End of year	\$ 63,474,037	\$ 66,982,520	\$ 67,946,062	\$ 963,542

**SCHEDULE OF REVENUES, EXPENSES AND CHANGES IN FUND NET POSITION- BUDGET AND ACTUAL**  
**SANITATION MAINTENANCE FUND**

**Terrebonne Parish Consolidated Government**

For the year ended December 31, 2013


	Budgeted Amounts		Actual	Variance with Final Budget Positive (Negative)
	Original	Final		
<b>Operating Revenues</b>				
Revenues from sales and service charges	\$ 7,782,540	\$ 7,782,540	\$ 7,934,005	\$ 151,465
Other operating revenues	20,000	20,000	56,691	36,691
Total operating revenues	<u>7,802,540</u>	<u>7,802,540</u>	<u>7,990,696</u>	<u>188,156</u>
<b>Operating Expenses</b>				
Personal services	781,325	781,325	821,396	(40,071)
Supplies and materials	312,450	319,555	314,729	4,826
Other services and charges	11,726,242	12,019,137	11,506,347	512,790
Depreciation	340,000	340,000	409,740	(69,740)
Total operating expenses	<u>13,160,017</u>	<u>13,460,017</u>	<u>13,052,212</u>	<u>407,805</u>
Operating loss	<u>(5,357,477)</u>	<u>(5,657,477)</u>	<u>(5,061,516)</u>	<u>595,961</u>
<b>Non-Operating Revenues</b>				
Investment earnings (loss)	30,000	30,000	(106,935)	(136,935)
Taxes-ad valorem	8,991,570	8,991,570	9,306,627	315,057
Intergovernmental	280,000	280,000	318,187	38,187
Gains on capital asset dispositions			36,740	36,740
Total non-operating revenues	<u>9,301,570</u>	<u>9,301,570</u>	<u>9,554,619</u>	<u>253,049</u>
Income before transfers	<u>3,944,093</u>	<u>3,644,093</u>	<u>4,493,103</u>	<u>849,010</u>
<b>Transfers From Other Funds</b>				
Capital Projects Fund			68,160	68,160
<b>Transfers To Other Funds</b>				
General Fund	(549,241)	(549,241)	(549,241)	
Capital Projects fund		(2,807,000)	(2,807,000)	
Total transfers to other funds	<u>(549,241)</u>	<u>(3,356,241)</u>	<u>(3,356,241)</u>	
<b>Change in Net Position</b>	<u>3,394,852</u>	<u>287,852</u>	<u>1,205,022</u>	<u>917,170</u>
<b>Net Position</b>				
Beginning of year	<u>23,709,284</u>	<u>23,315,694</u>	<u>23,315,694</u>	
End of year	<u>\$ 27,104,136</u>	<u>\$ 23,603,546</u>	<u>\$ 24,520,716</u>	<u>\$ 917,170</u>

**SCHEDULE OF REVENUES, EXPENSES AND CHANGES IN FUND NET POSITION - BUDGET AND ACTUAL**  
**CIVIC CENTER FUND**

**Terrebonne Parish Consolidated Government**

For the year ended December 31, 2013

	Budgeted Amounts		Actual	Variance with Final Budget Positive (Negative)
	Original	Final		
<b>Operating Revenues</b>				
Revenues from sales and service charges	\$ 478,103	\$ 478,103	\$ 561,222	\$ 83,119
Other operating revenues	3,000	3,000	3,563	563
Total operating revenues	481,103	481,103	564,785	83,682
<b>Operating Expenses</b>				
Personal services	1,029,493	1,029,493	1,010,227	19,266
Supplies and materials	105,140	107,236	105,935	1,301
Other services and charges	659,811	657,715	669,084	(11,369)
Depreciation	534,105	534,105	512,558	21,547
Total operating expenses	2,328,549	2,328,549	2,297,804	30,745
Operating loss	(1,847,446)	(1,847,446)	(1,733,019)	114,427
<b>Non-Operating Revenues</b>				
Investment earnings	400	400	1,351	951
Taxes-Hotel/Motel	245,000	245,000	319,165	74,165
Gains on capital asset dispositions			6,745	6,745
Total non-operating revenues	245,400	245,400	327,261	81,861
Loss before transfers	(1,602,046)	(1,602,046)	(1,405,758)	196,288
<b>Transfers From Other Funds</b>				
General Fund	872,151	872,151	872,151	
<b>Transfer to Other Funds</b>				
Grant Fund		(513,363)	(513,363)	
<b>Change in Net Position</b>	(729,895)	(1,243,258)	(1,046,970)	196,288
<b>Net Position</b>				
Beginning of year	13,389,807	13,529,985	13,529,985	
End of year	\$ 12,659,912	\$ 12,286,727	\$ 12,483,015	\$ 196,288



## INTERNAL SERVICE FUNDS

Insurance Control Fund - The Insurance Control Fund is maintained by the Parish to account for the Risk Management Department, including, but not limited to, liability administration, safety claims loss control, billing to the various funds and the payment of insurance premiums for general liability, automobile and workmen's compensation coverage. This fund is also used to account for the monies held in claims accounts for the self-insured portion of each claim in connection with the above coverages.

Group Health Insurance Fund - The Group Health Insurance Fund is maintained by the Parish to account for benefits administration, billings to the various funds and payment of insurance premiums for group health and dental coverage.

Human Resources Fund - The Human Resources Fund is used to account for the personnel services offered to all divisions/departments of the Parish including but not limited to administration, training and unemployment claims.

Centralized Purchasing Fund - The Centralized Purchasing Fund is maintained by the Parish to account for the allocation of the cost of operating the Purchasing Department to various user funds.

Information Systems Fund - The Information Systems Fund is maintained by the Parish to account for the allocation of the cost of operating the Information Systems Department to various user funds.

Centralized Fleet Maintenance Fund - The Centralized Fleet Maintenance Fund is maintained by the Parish to account for the allocation of the cost of operating the Fleet Maintenance Department to various user funds.

**COMBINING STATEMENT OF FUND NET POSITION  
INTERNAL SERVICE FUNDS**

**Terrebonne Parish Consolidated Government**

December 31, 2013

	Insurance Control Fund	Group Health Insurance Fund	Human Resources Fund	Centralized Purchasing Fund	Information Systems Fund	Centralized Fleet Maintenance Fund	Total
<b>ASSETS</b>							
<b>Current</b>							
Cash and cash equivalents	\$ 4,210,771	\$ 3,566,057	\$ 133,315		\$ 9,754		\$ 7,919,897
Receivables	113,873	390,829	616	\$ 26,079	480	\$ 618	532,495
Due from other funds	10,350,916	3,423,615	1,175,516	589,263	695,476	1,197,032	17,431,818
Due from other governmental units	118,207	46,819	993	3,773	53,645	490	223,927
Inventories				1,900,435		100,424	2,000,859
Other current assets - prepaid insurance	677,365						677,365
<b>Total current assets</b>	<b>15,471,132</b>	<b>7,427,320</b>	<b>1,310,440</b>	<b>2,519,550</b>	<b>759,355</b>	<b>1,298,564</b>	<b>28,786,361</b>
<b>Capital assets</b>							
Machinery equipment and buildings	101,776		287,463	495,360	1,124,988	348,401	2,357,988
Construction in progress					72,796		72,796
<b>Total capital assets</b>	<b>101,776</b>		<b>287,463</b>	<b>495,360</b>	<b>1,197,784</b>	<b>348,401</b>	<b>2,430,784</b>
Less accumulated depreciation	(94,875)		(280,212)	(300,275)	(693,587)	(277,165)	(1,646,114)
<b>Net capital assets</b>	<b>6,901</b>		<b>7,251</b>	<b>195,085</b>	<b>504,197</b>	<b>71,236</b>	<b>784,670</b>
<b>Total assets</b>	<b>15,478,033</b>	<b>7,427,320</b>	<b>1,317,691</b>	<b>2,714,635</b>	<b>1,263,552</b>	<b>1,369,800</b>	<b>29,571,031</b>
<b>LIABILITIES</b>							
<b>Current</b>							
Accounts payable and accrued expenses	10,044,777	1,756,328	12,135	142,847	20,515	21,244	11,997,846
Due to other funds	2,618,242	70,526	80,369	2,085,470	607,053	856,185	6,317,845
Due to other governmental units					42	343	385
Compensated absences payable	25,969		13,501	27,704	58,213	28,776	154,163
<b>Total current liabilities</b>	<b>12,688,988</b>	<b>1,826,854</b>	<b>106,005</b>	<b>2,256,021</b>	<b>685,823</b>	<b>906,548</b>	<b>18,470,239</b>
<b>Noncurrent liabilities</b>							
Compensated absences payable	19,088		9,475	13,882	7,433	19,832	69,710
Other postemployment benefit obligations	200,707		184,393	407,907	403,240	308,153	1,504,400
<b>Total noncurrent liabilities</b>	<b>219,795</b>		<b>193,868</b>	<b>421,789</b>	<b>410,673</b>	<b>327,985</b>	<b>1,574,110</b>
<b>Total liabilities</b>	<b>12,908,783</b>	<b>1,826,854</b>	<b>299,873</b>	<b>2,677,810</b>	<b>1,096,496</b>	<b>1,234,533</b>	<b>20,044,349</b>
<b>NET POSITION</b>							
Net investment in capital assets	6,901		7,251	195,085	504,198	71,236	784,671
Unrestricted	2,562,349	5,600,466	1,010,567	(158,260)	(337,142)	64,031	8,742,011
<b>Total net position</b>	<b>\$ 2,569,250</b>	<b>\$ 5,600,466</b>	<b>\$ 1,017,818</b>	<b>\$ 36,825</b>	<b>\$ 167,056</b>	<b>\$ 135,267</b>	<b>\$ 9,526,682</b>

**COMBINING STATEMENT OF REVENUES, EXPENSES AND CHANGES IN FUND NET POSITION  
INTERNAL SERVICE FUNDS**

**Terrebonne Parish Consolidated Government**

For the year ended December 31, 2013

	Insurance Control Fund	Group Health Insurance Fund	Human Resources Fund	Centralized Purchasing Fund	Information Systems Fund	Centralized Fleet Maintenance Fund	Total
<b>Operating Revenues</b>							
Premiums	\$ 7,555,599	\$ 16,749,741					\$ 24,305,340
Revenues from service charges			\$ 654,744	\$ 954,818	\$ 1,518,132	\$ 976,032	4,103,726
Total operating revenues	7,555,599	16,749,741	654,744	954,818	1,518,132	976,032	28,409,066
<b>Operating Expenses</b>							
Insurance premiums	3,833,917	2,334,230					6,168,147
Claims	1,440,666	11,383,787	16,233				12,840,686
Personal services	592,086		330,043	698,901	1,061,815	681,361	3,364,206
Supplies and materials	11,931		5,937	11,751	49,777	80,168	159,564
Other services and charges		1,267,628	173,175	192,140	242,753	142,050	2,017,746
Repairs and maintenance	871			1,953	214	4,557	7,595
Depreciation	1,816		13,848	26,795	99,021	17,343	158,823
Allocated expenses - services performed:							
By other departments	13,046	226,996	79,261	11,485	16,772	11,916	359,476
Total operating expenses	5,894,333	15,212,641	618,497	943,025	1,470,352	937,395	25,076,243
Operating income	1,661,266	1,537,100	36,247	11,793	47,780	38,637	3,332,823
<b>Non-Operating Revenues</b>							
Investment loss	(597)	(4,377)	67				(4,907)
Gain on capital asset dispositions	312		253	4,610	2,381	11	7,567
Total non-operating revenues	(285)	(4,377)	320	4,610	2,381	11	2,660
<b>Other Financing Uses</b>							
Transfer Out: Grant Fund					(17,000)		(17,000)
<b>Change in Net Position</b>	1,660,981	1,532,723	36,567	16,403	33,161	38,648	3,318,483
<b>Net Position</b>							
Beginning of year	908,269	4,067,743	981,251	20,422	133,895	96,619	6,208,199
End of year	\$ 2,569,250	\$ 5,600,466	\$ 1,017,818	\$ 36,825	\$ 167,056	\$ 135,267	\$ 9,526,682

**COMBINING STATEMENT OF CASH FLOWS**  
**INTERNAL SERVICE FUNDS**

**Terrebonne Parish Consolidated Government**

For the year ended December 31, 2013

	Insurance Control Fund	Group Health Insurance Fund	Human Resources Fund	Centralized Purchasing Fund	Information Systems Fund	Centralized Fleet Maintenance Fund	Total
<b>Cash Flows From Operating Activities</b>							
Cash received from interfund services provided	\$ 7,121,347	\$ 16,023,260	\$ 585,614	\$ 911,599	\$ 1,566,825	\$ 913,268	\$ 27,121,913
Cash payments to suppliers	(6,088,469)	(15,448,650)	(262,821)	(296,037)	(153,648)	(274,207)	(22,523,832)
Cash payments to employees for services and benefits	(555,518)		(299,241)	(612,362)	(987,484)	(616,007)	(3,070,612)
Net cash provided by operating activities	477,360	574,610	23,552	3,200	425,693	23,054	1,527,469
<b>Cash Flows from Noncapital Financing Activities</b>							
Loans from other funds	1,370,499						1,370,499
Transfers to other funds					(17,000)		(17,000)
Net cash provided by (used for) noncapital financing activities	1,370,499				(17,000)		1,353,499
<b>Cash Flows from Capital and Related Financing Activities</b>							
Proceeds from capital asset disposition	312		253	4,610	2,381	11	7,567
Acquisition and construction of capital assets	(6,371)		(5,180)	(7,810)	(401,320)	(23,065)	(443,746)
Net cash used for capital and related financing activities	(6,059)		(4,927)	(3,200)	(398,939)	(23,054)	(436,179)
<b>Cash Flows from Investing Activities</b>							
Purchases of investments	(163,500)						(163,500)
Maturities of investments	1,017,966	310,000					1,327,966
Investment income	9,509	2,749	67				12,325
Net cash provided by investing activities	863,975	312,749	67				1,176,791
<b>Net Increase in Cash and Cash Equivalents</b>	2,705,775	887,359	18,692		9,754		3,621,580
<b>Cash and Cash Equivalents</b>							
Beginning of year	1,504,996	2,678,698	114,623				4,298,317
End of year	\$ 4,210,771	\$ 3,566,057	\$ 133,315	\$	\$ 9,754	\$	\$ 7,919,897
<b>Reconciliation of operating income (loss) to net cash provided by (used for) operating activities:</b>							
Operating income	\$ 1,661,266	\$ 1,537,100	\$ 36,247	\$ 11,793	\$ 47,780	\$ 38,637	\$ 3,332,823
Adjustments to reconcile operating income to net cash provided by (used for) operating activities:							
operating activities:							
Depreciation and amortization	1,816		13,848	26,795	99,022	17,343	158,824
(Increase) decrease in assets:							
Receivables	(98,847)	1,203,074	175,626	(26,079)	1,201	(599)	1,254,376
Due from other funds	(333,093)	(2,010,168)	(243,833)	(15,880)	81,975	(708,720)	(3,229,719)
Inventory				(173,493)		30,226	(143,267)
Due from other local governmental units	(2,313)	80,613	(923)	(1,260)	(34,484)	(490)	41,143
Other	140,471						140,471
Increase (decrease) in liabilities:							
Accounts payable and accrued expenses	(926,886)	(233,773)	7,319	86,958	296	(62,585)	(1,128,671)
Due to other funds		(2,236)	7,635	10,484	154,533	647,045	817,461
Due to component units							
Due to other local governmental units	(881)		(3,065)		(3)	55	(3,894)
Compensated absences payable	(2,334)		(2,150)	9,090	(4,835)	3,991	3,762
Postemployment benefit obligations	38,161		32,848	74,792	80,208	58,151	284,160
Total adjustments	(1,183,906)	(962,490)	(12,695)	(8,593)	377,913	(15,583)	(1,805,354)
Net cash provided by operating activities	\$ 477,360	\$ 574,610	\$ 23,552	\$ 3,200	\$ 425,693	\$ 23,054	\$ 1,527,469



**SCHEDULE OF REVENUES, EXPENSES AND CHANGES IN FUND NET POSITION - BUDGET AND ACTUAL**  
**INSURANCE CONTROL FUND**

**Terrebonne Parish Consolidated Government**

For the year ended December 31, 2013

	Budgeted Amounts		Actual	Variance with Final Budget Positive (Negative)
	Original	Final		
<b>Operating Revenues</b>				
Premiums	\$ 7,440,671	\$ 7,440,671	\$ 7,555,599	\$ 114,928
<b>Operating Expenses</b>				
Insurance premiums	3,510,904	3,510,904	3,833,917	(323,013)
Claims	3,860,000	3,860,000	1,440,666	2,419,334
Personal services	630,225	630,225	592,086	38,139
Supplies and materials	26,550	26,550	11,931	14,619
Other services and charges	39,252	39,252		39,252
Repairs and maintenance	1,900	1,900	871	1,029
Depreciation	6,800	6,800	1,816	4,984
Allocated expenditures - services performed:				
By other departments	108,800	108,800	13,046	95,754
Total operating expenses	8,184,431	8,184,431	5,894,333	2,290,098
Operating income (loss)	(743,760)	(743,760)	1,661,266	2,405,026
<b>Non-Operating Revenues</b>				
Investment Income (loss)	11,170	11,170	(597)	(11,767)
Miscellaneous - other	1,200	1,200		(1,200)
Gain on capital asset dispositions			312	312
Total non-operating revenue	12,370	12,370	(285)	(12,655)
<b>Change in Net Position</b>	(731,390)	(731,390)	1,660,981	2,392,371
<b>Net Position</b>				
Beginning of year	741,424	908,269	908,269	
End of year	\$ 10,034	\$ 176,879	\$ 2,569,250	\$ 2,392,371

**SCHEDULE OF REVENUES, EXPENSES AND CHANGES IN FUND NET POSITION - BUDGET AND ACTUAL**  
**GROUP HEALTH INSURANCE FUND**

**Terrebonne Parish Consolidated Government**

For the year ended December 31, 2013

	Budgeted Amounts		Actual	Variance with Final Budget Positive (Negative)
	Original	Final		
<b>Operating Revenues</b>				
Premiums	\$ 16,633,050	\$ 16,633,050	\$ 16,749,741	\$ 116,691
<b>Operating Expenses</b>				
Insurance premiums	2,128,700	2,128,700	2,334,230	(205,530)
Claims	16,606,496	16,606,496	11,383,787	5,222,709
Other services and charges	409,187	409,187	1,267,628	(858,441)
Allocated expenditures - services performed by other departments	233,650	233,650	226,996	6,654
Total operating expenses	19,378,033	19,378,033	15,212,641	4,165,392
Operating income (loss)	(2,744,983)	(2,744,983)	1,537,100	4,282,083
<b>Non-Operating Revenues</b>				
Investment loss			(4,377)	(4,377)
<b>Change in Net Position</b>	(2,744,983)	(2,744,983)	1,532,723	4,277,706
<b>Net Position</b>				
Beginning of year	2,747,894	4,067,743	4,067,743	
End of year	\$ 2,911	\$ 1,322,760	\$ 5,600,466	\$ 4,277,706

**SCHEDULE OF REVENUES, EXPENSES AND CHANGES IN FUND NET POSITION - BUDGET AND ACTUAL  
HUMAN RESOURCES FUND**

**Terrebonne Parish Consolidated Government**

For the year ended December 31, 2013

	Budgeted Amounts		Actual	Variance with Final Budget Positive (Negative)
	Original	Final		
<b>Operating Revenues</b>				
Revenues from service charges	\$ 650,000	\$ 650,000	\$ 654,744	\$ 4,744
<b>Operating Expenses</b>				
Claims	67,000	67,000	16,233	50,767
Personal services	325,247	325,247	330,043	(4,796)
Supplies and materials	7,450	7,450	5,937	1,513
Other services and charges	198,910	198,910	173,175	25,735
Repairs and maintenance	200	200		200
Depreciation	15,500	15,500	13,848	1,652
Allocated expenses - services performed:				
By other departments	66,855	66,855	79,261	(12,406)
Total operating expenses	681,162	681,162	618,497	62,665
Operating income (loss)	(31,162)	(31,162)	36,247	67,409
<b>Non-Operating Revenues</b>				
Investment earnings	130	130	67	(63)
Gain on capital asset dispositions			253	253
Total non-operating revenues	130	130	320	190
<b>Change in Net Position</b>	(31,032)	(31,032)	36,567	67,599
<b>Net Position</b>				
Beginning of year	902,049	981,251	981,251	
End of year	\$ 871,017	\$ 950,219	\$ 1,017,818	\$ 67,599

**SCHEDULE OF REVENUES, EXPENSES AND CHANGES IN FUND NET POSITION - BUDGET AND ACTUAL  
CENTRALIZED PURCHASING FUND**

**Terrebonne Parish Consolidated Government**

For the year ended December 31, 2013

	Budgeted Amounts		Actual	Variance with Final Budget Positive (Negative)
	Original	Final		
<b>Operating Revenues</b>				
Revenues from service charges	\$ 1,010,000	\$ 1,010,000	\$ 954,818	\$ (55,182)
<b>Operating Expenses</b>				
Personal services	694,526	694,526	698,901	(4,375)
Supplies and materials	19,150	19,150	11,751	7,399
Other services and charges	184,185	184,185	192,140	(7,955)
Repairs and maintenance	6,675	6,675	1,953	4,722
Depreciation	38,200	38,200	26,795	11,405
Allocated expenses - services performed by other departments	27,965	27,965	11,485	16,480
Total operating expenses	970,701	970,701	943,025	27,676
Operating income	39,299	39,299	11,793	(27,506)
<b>Non-Operating Revenues</b>				
Investment earnings	45	45		(45)
Gain on capital asset dispositions			4,610	4,610
Total non-operating revenues	45	45	4,610	4,565
<b>Change in Net Position</b>	39,344	39,344	16,403	(22,941)
<b>Net Position</b>				
Beginning of year	275,937	20,422	20,422	
End of year	\$ 315,281	\$ 59,766	\$ 36,825	\$ (22,941)

**SCHEDULE OF REVENUES, EXPENSES AND CHANGES IN FUND NET POSITION - BUDGET AND ACTUAL**  
**INFORMATION SYSTEMS FUND**

**Terrebonne Parish Consolidated Government**

For the year ended December 31, 2013

	Budgeted Amounts		Actual	Variance with Final Budget Positive (Negative)
	Original	Final		
<b>Operating Revenues</b>				
Revenues from service charges	<u>\$ 1,710,000</u>	<u>\$ 1,710,000</u>	<u>\$ 1,518,132</u>	<u>\$ (191,868)</u>
<b>Operating Expenses</b>				
Personal services	1,241,665	1,226,925	1,061,815	165,110
Supplies and materials	58,589	131,299	49,777	81,522
Other services and charges	287,048	243,933	242,753	1,180
Repairs and maintenance	12,511	5,761	214	5,547
Depreciation	150,000	141,895	99,021	42,874
Allocated expenses - services performed by other departments	<u>30,125</u>	<u>30,125</u>	<u>16,772</u>	<u>13,353</u>
Total operating expenses	<u>1,779,938</u>	<u>1,779,938</u>	<u>1,470,352</u>	<u>309,586</u>
Operating income (loss)	<u>(69,938)</u>	<u>(69,938)</u>	<u>47,780</u>	<u>117,718</u>
<b>Non-Operating Revenues</b>				
Gain on capital asset dispositions			<u>2,381</u>	<u>2,381</u>
<b>Other Financing Uses</b>				
Transfers Out:				
Grant Fund		<u>(17,000)</u>	<u>(17,000)</u>	
<b>Change in Net Position</b>	<u>(69,938)</u>	<u>(86,938)</u>	<u>33,161</u>	<u>120,099</u>
<b>Net Position</b>				
Beginning of year	<u>90,987</u>	<u>133,895</u>	<u>133,895</u>	
End of year	<u>\$ 21,049</u>	<u>\$ 46,957</u>	<u>\$ 167,056</u>	<u>\$ 120,099</u>

**SCHEDULE OF REVENUES, EXPENSES AND CHANGES IN FUND NET POSITION - BUDGET AND ACTUAL**  
**CENTRALIZED FLEET MAINTENANCE FUND**

**Terrebonne Parish Consolidated Government**

For the year ended December 31, 2013

	Budgeted Amounts		Actual	Variance with Final Budget Positive (Negative)
	Original	Final		
<b>Operating Revenues</b>				
Revenues from service charges	\$ 932,000	\$ 932,000	\$ 976,032	\$ 44,032
<b>Operating Expenses</b>				
Personal services	713,052	713,052	681,361	31,691
Supplies and materials	85,200	85,200	80,168	5,032
Other services and charges	143,163	143,663	142,050	1,613
Repairs and maintenance	21,600	21,100	4,557	16,543
Depreciation	21,250	21,250	17,343	3,907
Allocated expenses - services performed by other departments	10,165	10,165	11,916	(1,751)
Total operating expenses	994,430	994,430	937,395	57,035
Operating (loss)	(62,430)	(62,430)	38,637	101,067
<b>Non-Operating Revenues</b>				
Investment earnings	100	100		(100)
Gain on capital asset dispositions			11	11
Total non-operating revenues	100	100	11	(89)
<b>Change in Net Position</b>	(62,330)	(62,330)	38,648	100,978
<b>Net Position</b>				
Beginning of year	82,124	96,619	96,619	
End of year	\$ 19,794	\$ 34,289	\$ 135,267	\$ 100,978

## FIDUCIARY FUND TYPES

### Agency Funds

**Houma Community Mineral Lease Fund** - To account for royalties from the production of oil and natural gas from certain properties within the City of Houma limits and the distribution of the royalties to participating property owners on an annual basis.

**Marshal's Trust Fund** - To account for the collection of garnishments and seizures and the subsequent disbursement to the appropriate parties (less a collection fee paid to the Parish).

### Pension Trust Funds

**Firemen's Pension and Relief Fund** - To account for the accumulation of resources to be used for retirement payments to firemen (hired prior to January 1, 1980) at appropriate amounts and times in the future. Resources are contributed by the Public Safety Fund in amounts determined by the Parish Council.

**COMBINING STATEMENT OF FIDUCIARY NET POSITION**  
**AGENCY FUNDS**

**Terrebonne Parish Consolidated Government**

December 31, 2013

	<u>Houma Community Mineral Lease Fund</u>	<u>Marshal's Trust Fund</u>	<u>Total</u>
<b>Assets</b>			
Cash and cash equivalents	\$ 713,448	\$ 108,742	\$ 822,190
Receivables (net, where applicable of allowances for uncollectibles)-other	<u>37,721</u>	<u>          </u>	<u>37,721</u>
Total assets	<u>\$ 751,169</u>	<u>\$ 108,742</u>	<u>\$ 859,911</u>
<b>Liabilities</b>			
Accounts payable		\$ 108,742	\$ 108,742
Due to property owners	<u>\$ 751,169</u>	<u>          </u>	<u>751,169</u>
Total liabilities	<u>\$ 751,169</u>	<u>\$ 108,742</u>	<u>\$ 859,911</u>



**COMBINING STATEMENT OF FIDUCIARY NET POSITION**  
**PENSION TRUST FUNDS**

**Terrebonne Parish Consolidated Government**

December 31, 2013

	<u>Firemen's Pension and Relief Fund</u>
<b>Assets</b>	
Cash and cash equivalents	\$ 71,359
Investments, at fair value:	
Louisiana Asset Management Pool	1,763,078
U.S. Government Securities	<u>10,364</u>
Total assets	<u>\$ 1,844,801</u>
<b>Net Position Held in Trust for Pension Benefits</b>	
Held in Trust for Pension Benefits	<u><u>\$ 1,844,801</u></u>

**COMBINING STATEMENT OF CHANGES IN FIDUCIARY NET POSITION**  
**PENSION TRUST FUNDS**

**Terrebonne Parish Consolidated Government**

For the year ended December 31, 2013

	<u>Firemen's Pension and Relief Fund</u>
<b>Additions</b>	
Contributions - employer	\$ 135,983
Investments income	<u>9,364</u>
Total additions	<u>145,347</u>
<b>Deductions</b>	
Benefits	149,568
Administrative expenses:	
Professional fees	2,500
Other	<u>3,086</u>
Total deductions	<u>155,154</u>
<b>Change in net position</b>	<b>(9,807)</b>
<b>Net Position Held in Trust for Pension Benefits</b>	
Beginning of year	<u>1,854,608</u>
End of year	<u><u>\$ 1,844,801</u></u>

**STATEMENT OF CHANGES IN ASSETS AND LIABILITIES - ALL AGENCY FUNDS****Terrebonne Parish Consolidated Government**

For the year ended December 31, 2013

	Balance January 1, 2013	Additions	Deductions	Balance December 31, 2013
<b>Houma Community Mineral Lease</b>				
<b>Assets</b>				
Cash and cash equivalents	\$ 290,487	\$ 2,639,617	\$ 2,216,656	\$ 713,448
Receivables (net, where applicable of allowances for uncollectibles) - other	2,027	37,626	1,932	37,721
Total assets	<u>\$ 292,514</u>	<u>\$ 2,677,243</u>	<u>\$ 2,218,588</u>	<u>\$ 751,169</u>
<b>Liabilities</b>				
Due to property owners	<u>\$ 292,514</u>	<u>\$ 461,164</u>	<u>\$ 2,509</u>	<u>\$ 751,169</u>
<b>Marshal's Trust Fund</b>				
<b>Assets</b>				
Cash and cash equivalents	<u>\$ 107,378</u>	<u>\$ 1,208,388</u>	<u>\$ 1,207,024</u>	<u>\$ 108,742</u>
<b>Liabilities</b>				
Accounts payable	<u>\$ 107,378</u>	<u>\$ 1,208,388</u>	<u>\$ 1,207,024</u>	<u>\$ 108,742</u>
<b>Totals - All Agency Funds</b>				
<b>Assets</b>				
Cash and cash equivalents	\$ 397,865	\$ 3,848,005	\$ 3,423,680	\$ 822,190
Receivables (net, where applicable of allowances for uncollectibles) - other	2,027	37,626	1,932	37,721
Total assets	<u>\$ 399,892</u>	<u>\$ 3,885,631</u>	<u>\$ 3,425,612</u>	<u>\$ 859,911</u>
<b>Liabilities</b>				
Accounts payable	\$ 107,378	\$ 1,208,388	\$ 1,207,024	\$ 108,742
Due to property owners	292,514	461,164	2,509	751,169
Total liabilities	<u>\$ 399,892</u>	<u>\$ 1,669,552</u>	<u>\$ 1,209,533</u>	<u>\$ 859,911</u>



**CAPITAL ASSETS  
USED IN THE OPERATION  
OF GOVERNMENTAL FUNDS**

**CAPITAL ASSETS USED IN THE OPERATION OF GOVERNMENTAL FUNDS**  
**SCHEDULE BY SOURCE (1)**

**Terrebonne Parish Consolidated Government**

December 31, 2013

Governmental funds capital assets	
Land	\$ 4,988,188
Buildings	49,731,598
Infrastructure	266,071,498
Equipment	59,769,113
Construction in progress	<u>44,032,826</u>
Total governmental funds capital assets	<u>\$ 424,593,223</u>
Investment in governmental funds capital assets by source:	
General fund	\$ 14,203,634
Special revenue funds	82,546,993
Enterprise funds	378,904
Capital projects funds	253,893,468
Donated infrastructure	72,648,273
Donated equipment	<u>921,951</u>
Total investment in governmental funds capital assets by source	<u>\$ 424,593,223</u>

(1) This schedule presents only the capital asset balances related to governmental funds. Accordingly, the capital assets reported in internal service funds are excluded from the above amounts. The capital assets of internal service funds are included as governmental activities in the statement of net position.

**CAPITAL ASSETS USED IN THE OPERATION OF GOVERNMENTAL FUNDS  
SCHEDULE BY FUNCTION AND ACTIVITY (1)**

**Terrebonne Parish Consolidated Government**

December 31, 2013

Function and Activity	Land	Buildings	Infrastructure	Equipment	Totals	
					December 31, 2013	December 31, 2012
General government:						
Parish council				\$ 119,698	\$ 119,698	\$ 120,295
Parish council staff				102,063	102,063	102,063
City court		\$ 538,901			538,901	547,812
District court				136,477	136,477	189,512
Clerk of court				128,637	128,637	129,272
Parish President				76,889	76,889	76,889
Registrar of voters				23,035	23,035	21,220
Finance				202,700	202,700	194,235
Customer service				214,065	214,065	265,790
Purchasing		82,154		37,491	119,645	119,645
Human resources				3,634	3,634	3,634
Planning and zoning				122,169	122,169	108,510
Code Violations/Compl				4,454	4,454	4,454
Pool Fleet				61,140	61,140	61,140
General government land and building	\$ 3,582,277	21,183,859		2,501,836	27,267,972	27,250,590
Grant administration	266,533	3,108,433		6,353,790	9,728,756	9,491,319
City Marshal's office				271,869	271,869	242,923
Animal shelter		286,331		255,107	541,438	468,428
<b>Total general government</b>	<b>3,848,810</b>	<b>25,199,678</b>		<b>10,615,054</b>	<b>39,663,542</b>	<b>39,397,731</b>
Public safety:						
Emergency 911				2,000	2,000	2,000
OEP				1,191,853	1,191,853	1,186,010
Police protection	1,281	1,719,724		4,099,396	5,820,401	5,673,243
Fire protection	90,088	1,799,783		4,333,401	6,223,272	6,136,263
Parish prisoners	275,000	15,502,102		837,810	16,614,912	15,502,223
<b>Total public safety</b>	<b>366,369</b>	<b>19,021,609</b>		<b>10,464,460</b>	<b>29,852,438</b>	<b>28,499,739</b>
Streets and drainage:						
Public works	130,001	126,087		343,514	599,602	611,657
Parish transportation	12,391		\$ 49,043		61,434	61,434
Roads	282,907	335,443	102,271,797	3,076,158	105,966,305	104,113,275
Drainage	105,010	431,617	158,626,337	33,805,437	192,968,401	173,253,498
<b>Total streets and drainage</b>	<b>530,309</b>	<b>893,147</b>	<b>260,947,177</b>	<b>37,225,109</b>	<b>299,595,742</b>	<b>278,039,864</b>
Health and welfare:						
Coroner		411,457		7,568	419,025	421,886
Health & Welfare-Other			13,500		13,500	13,500
Public health center	84,000	940,952		121,747	1,146,699	1,146,699
Mental health		277,484			277,484	277,484
Agriculture extension service				1,108	1,108	1,108
<b>Total health and welfare</b>	<b>84,000</b>	<b>1,629,893</b>	<b>13,500</b>	<b>130,423</b>	<b>1,857,816</b>	<b>1,860,677</b>

**CAPITAL ASSETS USED IN THE OPERATION OF GOVERNMENTAL FUNDS  
SCHEDULE BY FUNCTION AND ACTIVITY (1)**

**Terrebonne Parish Consolidated Government**

December 31, 2013

Function and Activity	Land	Buildings	Infrastructure	Equipment	Totals	
					December 31, 2013	December 31, 2012
Culture and recreation:						
Parks and recreation	\$ 55,000		\$ 335,248	\$ 93,563	\$ 483,811	\$ 481,276
Baseball				1,697	1,697	1,697
Special Olympics				7,065	7,065	7,065
Museum		\$ 1,312,596		26,981	1,339,577	1,336,168
Auditoriums	59,164	1,159,883		129,569	1,348,616	1,340,021
Non-district recreation	44,536		674,533	902,606	1,621,675	1,621,675
Grand Bois Park		54,286		22,506	76,792	76,792
Arts and humanity		460,506		107,458	567,964	579,367
Downtown boardwalk/marina			4,101,040		4,101,040	4,101,040
Library				640	640	640
Total culture and recreation	<u>158,700</u>	<u>2,987,271</u>	<u>5,110,821</u>	<u>1,292,085</u>	<u>9,548,877</u>	<u>9,545,741</u>
Conservation and development:						
Coastal restoration/preservation				41,982	41,982	40,854
Total governmental funds capital assets allocated to functions	<u>\$ 4,988,188</u>	<u>\$ 49,731,598</u>	<u>\$ 266,071,498</u>	<u>\$ 59,769,113</u>	<u>380,560,397</u>	<u>357,384,606</u>
Construction in progress					<u>44,032,826</u>	<u>40,335,367</u>
Total governmental funds capital assets					<u>\$ 424,593,223</u>	<u>\$ 397,719,973</u>

(1) This schedule presents only the capital asset balances related to governmental funds. Accordingly, the capital assets reported in internal service funds are excluded from the above amounts. The capital assets of internal service funds are included as governmental activities in the statement of net assets.



**CAPITAL ASSETS USED IN THE OPERATION OF GOVERNMENTAL FUNDS**  
**SCHEDULE OF CHANGES BY FUNCTION AND ACTIVITY (1)**

**Terrebonne Parish Consolidated Government**

For the year ended December 31, 2013

<u>Function and Activity</u>	<u>Governmental Funds Capital Assets January 1, 2013</u>	<u>Additions</u>	<u>Deletions</u>	<u>Adjustments</u>	<u>Governmental Funds Capital Assets December 31, 2013</u>
<b>General government:</b>					
Parish council	\$ 120,295		\$ 597		\$ 119,698
Parish council staff	102,063				102,063
City court	547,812		8,911		538,901
District court	189,512		53,035		136,477
Clerk of court	129,272	\$ 14,911	15,546		128,637
Parish president	76,889				76,889
Registrar of voters	21,220	1,815			23,035
Finance	194,235	27,478	19,013		202,700
Customer service	265,790	10,033	61,758		214,065
Purchasing	119,645				119,645
Human resources	3,634				3,634
Planning and zoning	108,510	13,659			122,169
Code Violations/Compl	4,454				4,454
Pool Fleet	61,140				61,140
General government land and building	27,250,590	139,204	121,822		27,267,972
Grant administration	9,491,319	298,524	67,894	\$ 6,807	9,728,756
City Marshal's office	242,923	30,598	1,652		271,869
Animal shelter	468,428	73,010			541,438
<b>Total general government</b>	<b>39,397,731</b>	<b>609,232</b>	<b>350,228</b>	<b>6,807</b>	<b>39,663,542</b>
<b>Public safety:</b>					
Emergency 911	2,000				2,000
OEP	1,186,010	5,843			1,191,853
Police protection	5,673,243	458,767	311,609		5,820,401
Fire protection	6,136,263	119,994	26,178	(6,807)	6,223,272
Parish prisoners	15,502,223	1,156,700	44,011		16,614,912
<b>Total public safety</b>	<b>28,499,739</b>	<b>1,741,304</b>	<b>381,798</b>	<b>(6,807)</b>	<b>29,852,438</b>
<b>Streets and drainage:</b>					
Public works	611,657	14,801	17,123	(9,733)	599,602
Parish transportation	61,434				61,434
Roads	104,113,275	2,158,904	160,340	(145,534)	105,966,305
Drainage	173,253,498	19,993,196	433,560	155,267	192,968,401
<b>Total streets and drainage</b>	<b>278,039,864</b>	<b>22,166,901</b>	<b>611,023</b>	<b>-</b>	<b>299,595,742</b>
<b>Health and welfare:</b>					
Coroner	421,886		2,861		419,025
Health & Welfare-Other	13,500				13,500
Public health center	1,146,699				1,146,699
Mental health unit	277,484				277,484
Agriculture extension service	1,108				1,108
<b>Total health and welfare</b>	<b>1,860,677</b>		<b>2,861</b>		<b>1,857,816</b>

Continued

**CAPITAL ASSETS USED IN THE OPERATION OF GOVERNMENTAL FUNDS**  
**SCHEDULE OF CHANGES BY FUNCTION AND ACTIVITY (1)**

**Terrebonne Parish Consolidated Government**

For the year ended December 31, 2013

Function and Activity	Governmental Funds Capital Assets January 1, 2013	Additions	Deletions	Adjustments	Governmental Funds Capital Assets December 31, 2013
Culture and recreation:					
Parks and recreation	\$ 481,276	\$ 2,535			\$ 483,811
Baseball	1,697				1,697
Special Olympics	7,065				7,065
Museum	1,336,168	3,409			1,339,577
Auditoriums	1,340,021	36,533	\$ 27,938		1,348,616
Non-district recreation	1,621,675				1,621,675
Grand Bois Park	76,792				76,792
Arts and humanity	579,367		11,403		567,964
Bayou Terre Boardwalk	4,101,040				4,101,040
Library	640				640
Total culture and recreation	<u>9,545,741</u>	<u>42,477</u>	<u>39,341</u>		<u>9,548,877</u>
Conservation and development:					
Coastal restoration/preservation	<u>40,854</u>	<u>1,128</u>			<u>41,982</u>
Total governmental funds capital assets allocated to functions	<u>357,384,606</u>	<u>24,561,042</u>	<u>1,385,251</u>		<u>380,560,397</u>
Construction in progress	<u>40,335,367</u>	<u>24,462,003</u>	<u>20,749,411</u>	<u>(15,133)</u>	<u>44,032,826</u>
Total governmental funds capital assets	<u>\$ 397,719,973</u>	<u>\$ 49,023,045</u>	<u>\$ 22,134,662</u>	<u>\$ (15,133)</u>	<u>\$ 424,593,223</u>

(1) This schedule presents only the capital asset balances related to governmental funds. Accordingly, the capital assets reported in internal service funds are excluded from the above amounts. The capital assets of internal service funds are included as governmental activities in the statement of net position.

**OTHER SUPPLEMENTARY INFORMATION SECTION**

**UNIFORM FINANCIAL REPORTING STANDARDS FOR PUBLIC HOUSING AUTHORITIES -  
FINANCIAL DATA SCHEDULES**

**Terrebonne Parish Consolidated Government**

December 31, 2013

	Section 8 Rental Voucher 14.871		
	Fund	GASB 34 Adjustments	Statement of Net Assets
<b>ASSETS</b>			
<b>Current</b>			
Cash:			
Cash - unrestricted	\$ 209,239	\$	\$ 209,239
Cash - other restricted	135,795		135,795
Total cash	345,034		345,034
Accounts Receivable:			
Accounts receivable - HUD other projects	206,492		206,492
Accounts receivable - miscellaneous	650		650
Fraud recovery	55,866		55,866
Total receivables, net of allowances for doubtful accounts	263,008		263,008
Total current assets	608,042		608,042
<b>Noncurrent assets</b>			
Capital Assets:			
Furniture, equipment and machinery - administration, net of accumulated depreciation			-
Total assets	\$ 608,042	-	608,042
<b>LIABILITIES</b>			
<b>Current</b>			
Accounts payable < 90 days	\$ 221,805		221,805
Accrued wage/payroll taxes payable	3,169		3,169
Grant Advancement	51,394		51,394
Total current liabilities	276,368		276,368
<b>Noncurrent liabilities</b>			
Accrued compensated absences	-	3,109	3,109
Noncurrent liabilities - other	133,781	-	133,781
Total noncurrent liabilities	133,781	3,109	136,890
Total liabilities	410,149	3,109	413,258
<b>FUND BALANCE/NET POSITION</b>			
<b>Fund balance</b>			
Restricted	197,893	(197,893)	
Total liabilities and fund balance	\$ 608,042		
<b>Net position</b>			
Unrestricted		194,784	194,784
Total net assets		\$ 194,784	\$ 194,784

**UNIFORM FINANCIAL REPORTING STANDARDS FOR PUBLIC HOUSING AUTHORITIES -  
FINANCIAL DATA SCHEDULES**

**Terrebonne Parish Consolidated Government**

For the year ended December 31, 2013

			Section 8 Rental Voucher 14.871		
	Fund		GASB 34 Adjustments		Statement of Activities
<b>Revenues</b>					
HUD PHA grants	\$ 2,401,421		\$		\$ 2,401,421
FSS Coordinator	12,288				12,288
Fraud recovery	13,442				13,442
Other revenue	92,319				92,319
Total revenues	2,519,470				2,519,470
<b>Expenses</b>					
Administrative:					
Administrative salaries	116,284				116,284
Auditing fees	8,169				8,169
Compensated absences			(510)		(510)
Employee benefit contributions	92,276				92,276
Other operating - administrative	50,116				50,116
Utilities:					
Electricity	5,738				5,738
Ordinary maintenance and operations:					
Ordinary maintenance and operations - contract costs	2,514				2,514
Tenant services					
Tenant services - salaries	31,887				31,887
Employee benefit contributions	11,591				11,591
General expenses:					
Insurance premiums	6,133				6,133
Other general expenses	1,353				1,353
Total operating expenses	326,061		(510)		325,551
<b>Excess Operating Revenue Over Operating Expenses</b>	2,193,409		510		2,193,919
Housing assistance payments	2,265,246				2,265,246
Depreciation expense			2,428		2,428
Total	2,265,246		2,428		2,267,674
Total expenses	2,591,307		1,918		2,593,225
<b>Excess of Expenses Over Operating Revenue</b>	\$ (71,837)		71,837		
<b>Change in Net Assets</b>			\$ (73,755)		(73,755)
<b>Calculations from R/E Statement</b>					(73,755)
<b>B/S Line 513</b>					194,784
					\$ 268,539

SCHEDULE OF COMPENSATION PAID TO COUNCIL**Terrebonne Parish Consolidated Government**

For the year ended December 31, 2013

TERREBONNE PARISH COUNCIL


Included in legislative expenditures of the General Fund is the compensation of the members of the Parish Council. In accordance with State of Louisiana Statutes, the Parish has elected the monthly payment method of compensation in lieu of per diem payments. Under this method, the Chairman of the Parish Council received \$1,188 per month and each of the Council members received \$1,012 per month.

	<u>Salary</u>
Beryl Amedee	\$ 14,131
Daniel Babin	12,667
Christa Duplantis	12,667
Dirk Guidry	12,667
Gregory Hood	12,667
Russell Hornsby	12,782
Peter Lambert	12,667
John Navy	12,667
Arlanda Williams	<u>12,830</u>
<b>Total</b>	<b><u>\$ 115,745</u></b>

**SCHEDULE OF PROPERTY, PLANT AND EQUIPMENT - UTILITIES FUND****Terrebonne Parish Consolidated Government**

December 31, 2013

	Annual Depreciation Rate	Balance January 1, 2013	Additions	Deletions/ Adjustments	December 31, 2013		
					Balance	Accumulated Depreciation	Net Book Value
<b>Electric System</b>							
Land		\$ 45,405			\$ 45,405	\$ 45,405	
Plant and improvements	2% - 20%	37,048,986	\$ 334,104		37,383,090	\$ 32,376,978	5,006,112
Construction in progress		112,291	642,644	\$ (149,527)	605,408		605,408
Distribution system	2% - 20%	58,976,288	2,487,166		61,463,454	36,156,370	25,307,084
Total electric		96,182,970	3,463,914	(149,527)	99,497,357	68,533,348	30,964,009
<b>Gas Distribution System</b>							
Gas distribution system	4% - 20%	28,913,717	1,653,057	(83,006)	30,483,768	14,440,086	16,043,682
Construction in progress		235,940	848,725	(1,054,678)	29,987		29,987
Total gas		29,149,657	2,501,782	(1,137,684)	30,513,755	14,440,086	16,073,669
<b>Miscellaneous Equipment</b>							
Land		140,211			140,211		140,211
Miscellaneous equipment	4% - 20%	3,656,968	8,297		3,665,265	3,367,505	297,760
Total miscellaneous		3,797,179	8,297		3,805,476	3,367,505	437,971
Totals		\$ 129,129,806	\$ 5,973,993	\$ (1,287,211)	\$ 133,816,588	\$ 86,340,939	\$ 47,475,649





**Terrebonne Parish Consolidated Government**  
**Statistical Section**  
**December 31, 2013**  
(Unaudited)

This part of Terrebonne Parish Consolidated Government's comprehensive annual financial report presents detailed information as a context for understanding what the information in the financial statements, note disclosures, and required supplementary information says about the government's overall financial health.

<b>Contents</b>	<b>Page</b>
Financial Trends <i>These schedules contain trend information to help the reader understand how the government's financial performance and well-being have changed over time.</i>	192
Revenue Capacity <i>These schedules contain information to help the reader assess the government's most significant local revenue sources.</i>	204
Debt Capacity <i>These schedules present information to help the reader assess the affordability of the government's current levels of outstanding debt and the government's ability to issue additional debt in the future.</i>	209
Demographic and Economic Information <i>These schedules offer demographic and economic indicators to help the reader understand the environment within which the government's financial activities take place.</i>	214
Operating Information <i>These schedules contain service and infrastructure data to help the reader understand how the information in the government's financial report relates to the services the government provides and the activities it performs.</i>	216

Sources: Unless otherwise noted, the information in these schedules is derived from the comprehensive annual financial reports for the relevant year.

**Terrebonne Parish Consolidated Government**  
**Net Position by Component**  
**Last Ten Fiscal Years**  
(Unaudited)

	Fiscal Year			
	2004	2005	2006	2007
Governmental activities				
Invested in capital assets	\$ 69,778,291	\$ 70,122,868	\$ 135,526,836	\$ 146,738,116
Restricted	33,599,499	40,319,848	52,855,794	58,070,491
Unrestricted	45,128,768	54,030,195	68,203,407	83,909,634
<b>Total governmental activities</b>	<b>\$ 148,506,558</b>	<b>\$ 164,472,911</b>	<b>\$ 256,586,037</b>	<b>\$ 288,718,241</b>
Business-type activities				
Invested in capital assets	\$ 97,643,260	\$ 98,752,040	\$ 100,684,441	\$ 102,987,127
Restricted	38,834,375	41,216,145	41,847,582	42,869,664
Unrestricted	11,219	270,295	507,010	878,245
<b>Total business-type activities</b>	<b>\$ 136,488,854</b>	<b>\$ 140,238,480</b>	<b>\$ 143,039,033</b>	<b>\$ 146,735,036</b>
Primary government				
Invested in capital assets	\$ 167,421,551	\$ 168,874,908	\$ 236,211,277	\$ 249,725,243
Restricted	72,433,874	81,535,993	94,703,376	100,940,155
Unrestricted	45,139,987	54,300,490	68,710,417	84,787,879
<b>Total primary government</b>	<b>\$ 284,995,412</b>	<b>\$ 304,711,391</b>	<b>\$ 399,625,070</b>	<b>\$ 435,453,277</b>

Fiscal Year					
2008	2009	2010	2011	2012	2013
\$ 143,331,423	\$ 161,885,853	\$ 180,889,105	\$ 198,988,739	\$ 227,942,443	\$ 236,913,363
82,163,710	65,421,736	52,196,945	64,565,588	58,855,704	62,674,087
85,070,751	85,552,808	71,584,436	46,025,528	20,287,281	16,780,348
<u>\$ 310,565,884</u>	<u>\$ 312,860,397</u>	<u>\$ 304,670,486</u>	<u>\$ 309,579,855</u>	<u>\$ 307,085,428</u>	<u>\$ 316,367,798</u>
\$ 115,354,597	\$ 118,334,742	\$ 125,080,413	\$ 129,678,193	\$ 132,663,197	\$ 137,504,660
39,859,501	38,035,773	37,650,108	40,405,233	47,027,490	46,467,577
(101,483)	1,028,471	814,746	612,295	467,480	(112,729)
<u>\$ 155,112,615</u>	<u>\$ 157,398,986</u>	<u>\$ 163,545,267</u>	<u>\$ 170,695,721</u>	<u>\$ 180,158,167</u>	<u>\$ 183,859,508</u>
\$ 258,686,020	\$ 280,220,595	\$ 305,969,518	\$ 328,666,932	\$ 360,605,640	\$ 374,418,023
122,023,211	103,457,509	89,847,053	104,970,821	105,883,194	109,141,664
84,969,268	86,581,279	72,399,182	46,637,823	20,754,761	16,667,619
<u>\$ 465,678,499</u>	<u>\$ 470,259,383</u>	<u>\$ 468,215,753</u>	<u>\$ 480,275,576</u>	<u>\$ 487,243,595</u>	<u>\$ 500,227,306</u>

**Terrebonne Parish Consolidated Government**  
**Changes in Net Position**  
**Last Ten Fiscal Years**  
**(in millions)**  
**(Unaudited)**

Expenses	Fiscal Year									
	2004	2005	2006	2007	2008	2009	2010	2011	2012	2013
Governmental activities:										
General government	\$ 14.1	\$ 15.2	\$ 15.5	\$ 17.2	\$ 21.7	\$ 21.1	\$ 24.3	\$ 24.6	\$ 25.2	\$ 23.0
Public safety	17.1	18.0	27.7	24.2	24.3	28.7	39.7	48.0	49.0	38.4
Streets and drainage	13.7	15.6	17.0	21.9	24.8	39.1	33.1	29.7	28.0	28.1
Health and welfare	14.5	11.4	8.7	11.6	12.6	14.6	16.7	13.0	14.4	12.5
Culture and recreation	2.3	2.0	2.1	2.2	2.6	2.3	2.4	2.6	3.7	4.3
Urban redevelopment and housing	0.6	0.4	0.5	0.5	1.2	3.9	4.6	2.9	2.0	2.8
Economic development and assistance	2.3	2.4	2.8	2.6	2.7	2.4	3.3	12.4	19.2	12.4
Intergovernmental	0.1									
Conservation and development	0.1	0.1	0.2	0.2	0.4	0.6	1.2	0.3	0.3	7.3
Interest on long-term debt	1.8	1.9	2.1	2.1	2.3	2.7	2.5	4.3	4.9	5.0
Total governmental activities expenses	<u>66.6</u>	<u>67.0</u>	<u>76.6</u>	<u>82.5</u>	<u>92.6</u>	<u>115.4</u>	<u>127.8</u>	<u>137.8</u>	<u>146.7</u>	<u>133.8</u>
Business-type activities:										
Electric & Gas	43.7	50.5	45.8	42.1	57.9	36.9	39.2	39.5	35.1	36.0
Sewerage	6.2	6.4	6.4	6.6	7.9	7.7	8.3	8.1	8.5	9.1
Sanitation	9.7	13.3	11.6	11.5	22.9	13.0	12.3	12.5	13.3	13.1
Civic Center	2.2	2.3	2.3	2.3	2.4	2.5	2.5	2.2	2.2	2.3
Total business-type activities expenses	<u>61.8</u>	<u>72.5</u>	<u>66.1</u>	<u>62.5</u>	<u>91.1</u>	<u>60.1</u>	<u>62.3</u>	<u>62.3</u>	<u>59.1</u>	<u>60.5</u>
Total primary government expenses	<u>\$128.4</u>	<u>\$139.5</u>	<u>\$142.7</u>	<u>\$145.0</u>	<u>\$183.7</u>	<u>\$175.5</u>	<u>\$190.1</u>	<u>\$200.1</u>	<u>\$205.8</u>	<u>\$ 194.3</u>
<b>Program Revenues</b>										
Governmental activities										
Charges for services:										
General government	\$ 6.9	\$ 7.2	\$ 8.0	\$ 8.7	\$ 9.4	\$ 10.0	\$ 9.3	\$ 11.1	\$ 10.1	\$ 11.0
Public Safety	1.4	1.3	1.7	2.2	2.2	1.8	1.5	2.2	2.2	2.3
Streets and drainage			0.1	0.1	0.1	0.1				0.1
Health and welfare	0.1	0.1	0.1							
Culture and recreation	0.2	0.2	0.2	0.2	0.2	0.1	0.2	0.1	0.1	0.1
Conservation and development		0.3	0.2	0.3	0.2	0.1	1.1			
Operating grants and contributions	20.1	18.9	14.3	18.0	24.9	25.4	27.8	40.0	32.9	26.8
Capital grants and contributions	0.7	1.9	2.2	7.1	4.6	8.1	9.7	15.7	22.0	18.1
Total governmental activities										
program revenues	<u>29.4</u>	<u>29.9</u>	<u>26.8</u>	<u>36.6</u>	<u>41.6</u>	<u>45.6</u>	<u>49.6</u>	<u>69.1</u>	<u>67.3</u>	<u>58.4</u>
Business-type activities:										
Charges for services:										
Electric & Gas	48.7	55.4	49.6	46.9	58.7	39.9	43.6	43.1	38.6	41.5
Sewerage	4.6	5.6	6.0	5.9	5.9	6.1	6.5	7.4	7.8	8.1
Sanitation	5.4	6.8	7.4	7.8	8.1	7.7	7.6	7.6	7.7	8.0
Civic Center	0.9	0.5	0.9	1.0	0.8	0.9	0.6	0.5	0.5	0.6
Operating grants and contributions		0.6	0.3	0.3	11.1	1.0	0.8	0.5	1.3	0.3
Capital grants and contributions		0.8	0.9	0.6	0.1	0.1	0.4	1.2	0.9	0.1
Total business-type activities										
program revenues	<u>59.6</u>	<u>69.7</u>	<u>65.1</u>	<u>62.5</u>	<u>84.7</u>	<u>55.7</u>	<u>59.5</u>	<u>60.3</u>	<u>56.8</u>	<u>58.6</u>
Total primary government										
program revenues	<u>\$ 89.0</u>	<u>\$ 99.6</u>	<u>\$ 91.9</u>	<u>\$ 99.1</u>	<u>\$126.3</u>	<u>\$101.3</u>	<u>\$109.1</u>	<u>\$129.4</u>	<u>\$124.1</u>	<u>\$ 117.0</u>
Net (expense)/revenue										
Governmental activities	<u>\$(37.2)</u>	<u>\$(37.1)</u>	<u>\$(49.8)</u>	<u>\$(45.9)</u>	<u>\$(51.0)</u>	<u>\$(69.8)</u>	<u>\$(78.2)</u>	<u>\$(68.7)</u>	<u>\$(79.4)</u>	<u>\$( 75.4)</u>
Business-type activities	<u>(2.2)</u>	<u>(2.8)</u>	<u>(1.0)</u>	<u>0.0</u>	<u>(6.4)</u>	<u>(4.4)</u>	<u>(2.8)</u>	<u>(2.0)</u>	<u>(2.3)</u>	<u>(1.9)</u>
Total primary government net expense	<u><u>\$(39.4)</u></u>	<u><u>\$(39.9)</u></u>	<u><u>\$(50.8)</u></u>	<u><u>\$(45.9)</u></u>	<u><u>\$(57.4)</u></u>	<u><u>\$(74.2)</u></u>	<u><u>\$(81.0)</u></u>	<u><u>\$(70.7)</u></u>	<u><u>\$(81.7)</u></u>	<u><u>\$( 77.3)</u></u>

**Terrebonne Parish Consolidated Government**  
**Changes in Net Position**  
**Last Ten Fiscal Years**  
(in millions)  
(Unaudited)


	Fiscal Year									
	2004	2005	2006	2007	2008	2009	2010	2011	2012	2013
<b>General Revenues and Other</b>										
<b>Changes in Net Position</b>										
Governmental activities:										
Taxes										
Property taxes	\$ 19.0	\$ 20.7	\$ 21.6	\$ 23.2	\$ 19.6	\$ 22.9	\$ 23.9	\$ 24.3	\$ 28.0	\$ 26.5
Sales taxes	27.8	32.8	39.3	39.9	41.5	37.2	36.4	37.2	39.6	43.2
Other taxes	0.9	0.8	1.1	1.1	1.0	1.1	1.2	1.3	1.4	1.5
Unrestricted grants and contributions	10.0	10.9	13.7	11.4	13.2	8.1	9.2	9.8	8.7	10.0
Other	1.2	(6.6)	3.9	4.4	4.6	1.1	1.1	1.3	1.5	0.1
Special items							(1.4)			
Transfers	4.3	1.0	1.7	1.7	(0.7)	1.7	(0.4)	(0.3)	(1.5)	3.4
<b>Total governmental activities</b>	<u>63.2</u>	<u>59.6</u>	<u>81.3</u>	<u>81.7</u>	<u>79.2</u>	<u>72.1</u>	<u>70.0</u>	<u>73.6</u>	<u>77.7</u>	<u>84.7</u>
Business-type activities:										
Taxes										
Property taxes					6.7	7.9	8.1	8.4	9.8	9.3
Other taxes					0.3	0.2	0.3	0.2	0.3	0.3
Other	0.4	1.0	1.3	1.7	0.8	0.3	0.1	0.3	0.3	(0.6)
Transfers	(4.3)	(1.0)	(1.7)	(1.7)	0.7	(1.7)	0.4	0.3	1.5	(3.4)
<b>Total business-type activities</b>	<u>(3.9)</u>	<u>0.0</u>	<u>(0.4)</u>	<u>0.0</u>	<u>8.5</u>	<u>6.7</u>	<u>8.9</u>	<u>9.2</u>	<u>11.9</u>	<u>5.6</u>
<b>Total primary government</b>	<u>\$ 59.3</u>	<u>\$ 59.6</u>	<u>\$ 80.9</u>	<u>\$ 81.7</u>	<u>\$ 87.7</u>	<u>\$ 78.8</u>	<u>\$ 78.9</u>	<u>\$ 82.8</u>	<u>\$ 89.6</u>	<u>\$ 90.3</u>
<b>Change in Net Position</b>										
Governmental activities	\$ 26.0	\$ 22.5	\$ 31.5	\$ 35.8	\$ 28.2	\$ 2.3	\$ (8.2)	\$ 4.9	\$ (1.7)	\$ 9.3
Business-type activities	(6.1)	(2.8)	(1.4)	0.0	2.1	2.3	6.1	7.2	9.6	3.7
<b>Total primary government</b>	<u>\$ 19.9</u>	<u>\$ 19.7</u>	<u>\$ 30.1</u>	<u>\$ 35.8</u>	<u>\$ 30.3</u>	<u>\$ 4.6</u>	<u>\$ (2.1)</u>	<u>\$ 12.1</u>	<u>\$ 7.9</u>	<u>\$ 13.0</u>

**Terrebonne Parish Consolidated Government**  
**Governmental Activities Tax Revenues by Source (1)**  
**Last Ten Fiscal Years**  
**(modified accrual basis of accounting)**  
**(Unaudited)**

<u>Year</u>	<u>Ad Valorem Taxes (2)</u>	<u>Sales &amp; Use Taxes</u>	<u>Special Assessment Taxes</u>	<u>Other Taxes</u>	<u>Total</u>
2004	\$ 18,984,710	\$ 27,810,468	\$ 26,153	917,556	\$ 47,738,887
2005	20,695,015	32,814,484	15,812	826,037	54,351,348
2006	21,594,375	39,282,442	15,645	1,223,182	62,115,644
2007	23,179,592	39,961,358	46,194	1,153,603	64,340,747
2008	19,602,060	41,499,111	21,674	1,058,015	62,180,860
2009	22,908,925	37,154,791	21,679	1,164,084	61,249,479
2010	23,927,959	36,442,007	19,267	1,144,872	61,534,105
2011	24,293,542	37,167,712	12,145	1,280,534	62,753,933
2012	28,016,809	39,558,954	15,706	1,422,744	69,014,213
2013	26,473,371	43,251,970	22,560	1,446,469	71,194,370

(1) Includes all governmental fund types.

(2) Sanitation maintenance activities were converted to business-type activities on January 1, 2008.



**Terrebonne Parish Consolidated Government**  
**Fund Balances of Governmental Funds**  
**Last Ten Fiscal Years**  
**(modified accrual basis of accounting)**  
(Unaudited)

	<u>2004</u>	<u>2005</u>	<u>2006</u>	<u>2007</u>
General fund				
Reserved	\$ 2,600,646	\$ 1,259,436	\$ 1,031,224	\$ 1,144,527
Unreserved	10,587,813	15,472,123	19,377,178	16,825,048
Nonspendable				
Restricted				
Committed				
Assigned				
Unassigned				
Total general fund	<u>\$ 13,188,459</u>	<u>\$ 16,731,559</u>	<u>\$ 20,408,402</u>	<u>\$ 17,969,575</u>
All other governmental funds				
Reserved	\$ 28,965,671	\$ 43,386,841	\$ 54,874,156	\$ 78,172,565 (1)
Unreserved, reported in:				
Special revenue funds	33,161,586	45,506,533	49,379,033	54,280,835
Capital projects funds	2,727,532	2,238,070	2,602,618	4,299,659
Debt service funds	85,747	90,905	77,579	81,640
Restricted				
Grants				
Capital projects				
Roads and bridges				
Drainage				
Levee and conservation				
Debt service				
Other special purposes				
Committed				
Capital projects				
Other special purposes				
Assigned				
Subsequent year's expenditures				
Public safety				
Capital projects				
Grants				
Roads and bridges				
Drainage				
Other special purposes				
Total all other governmental funds	<u>\$ 64,940,536</u>	<u>\$ 91,222,349</u>	<u>\$ 106,933,386</u>	<u>\$ 136,834,699</u>

(1) The increase in reserved fund balance in this period was due to the funding of new multi-year capital projects, which was unspent at year end.

(2) Implementation of GASB No. 54.



Table 4

<u>2008</u>	<u>2009</u>	<u>2010</u>	<u>2011 (2)</u>	<u>2012</u>	<u>2013</u>
\$ 1,141,227	\$ 1,731,595	\$ 1,806,799			
18,682,814	10,787,340	10,468,578			
			\$ 12,891	\$ 9,403	\$ 65,029
			1,335,058	2,146,982	2,233,037
			95,238	660,675	
			8,452,025	4,395,691	1,466,412
			10,354,419	7,213,570	10,282,697
<u>\$ 19,824,041</u>	<u>\$ 12,518,935</u>	<u>\$ 12,275,377</u>	<u>\$ 20,249,631</u>	<u>\$ 14,426,321</u>	<u>\$ 14,047,175</u>
\$ 84,634,716 (1)	\$ 81,503,212	\$ 61,695,741			
69,171,603	61,168,794	52,069,315			
3,223,887	1,071,065	734,945			
134,061	61,990	5,844,558			
			\$ 2,125,179	\$ 2,764,154	\$ 3,074,445
			30,993,554	16,441,140	23,418,827
					192,480
				1,565,023	1,583,295
			39,221,159	19,791,402	10,584,108
			9,843,968	14,469,540	14,734,095
			13,555,028	11,307,507	10,187,323
					2,181,540
			3,370,694	3,858,206	
			415,753	317,774	
				61,715	54,206
			3,710,427	3,639,528	3,988,637
			33,795,721	36,513,664	37,276,975
			1,400,057	1,575,377	1,744,620
			2,910,817	2,630,409	3,123,908
			4,426,548	5,350,087	5,442,234
			281,030	440,913	530,805
<u>\$ 157,164,267</u>	<u>\$ 143,805,061</u>	<u>\$ 120,344,559</u>	<u>\$ 146,049,935</u>	<u>\$ 120,726,439</u>	<u>\$ 118,117,498</u>

**Terrebonne Parish Consolidated Government**  
**Changes in Fund Balances of Governmental Funds**  
**Last Ten Fiscal Years**  
**(modified accrual basis of accounting)**  
(Unaudited)

	<u>2004</u>	<u>2005</u>	<u>2006</u>	<u>2007</u>
<b>Revenues</b>				
Taxes	\$ 47,738,887	\$ 54,351,348	\$ 62,115,644	\$ 64,340,747
Licenses and permits	1,847,839	2,394,934	2,868,680	3,510,782
Intergovernmental	25,525,592	28,467,650	26,800,083	29,376,873
Charges for services	6,304,562	7,714,430	8,634,291	9,420,803
Fines and forfeitures	3,501,788	3,276,891	3,457,721	3,715,776
Miscellaneous	4,430,799	4,789,150	6,712,241	8,249,250
<b>Total revenues</b>	<u>89,349,467</u>	<u>100,994,403</u>	<u>110,588,660</u>	<u>118,614,231</u>
<b>Expenditures</b>				
General government	12,756,811	12,439,419	12,233,732	14,327,778
Public safety	17,096,661	16,821,474	26,143,655	22,109,524
Streets and drainage	13,503,819	14,201,978	12,711,612	16,314,758
Sanitation	10,082,888	10,707,384	11,564,489	11,452,522
Health and welfare	14,579,845	11,338,706	8,567,698	11,474,738
Culture and recreation	2,261,792	1,765,965	1,855,013	1,938,704
Education	31,059	45,288	43,976	47,304
Urban redevelopment and housing	621,754	390,847	451,530	755,219
Conservation and development	73,997	139,526	171,999	193,440
Economic development and assistance	2,445,259	2,321,860	2,619,770	2,599,703
Debt service				
Principal	3,439,535	3,425,600	3,898,715	4,155,746
Interest	1,759,243	1,694,964	1,971,448	1,903,176
Other charges		109,136		62,153
Capital outlay	7,081,799	9,153,434	10,487,140	15,431,837
Intergovernmental	67,896	256,163	477,531	123,958
<b>Total expenditures</b>	<u>85,802,358</u>	<u>84,811,744</u>	<u>93,198,308</u>	<u>102,890,560</u>
<b>Excess of revenues over (under) expenditures</b>	<u>3,547,109</u>	<u>16,182,659</u>	<u>17,390,352</u>	<u>15,723,671</u>

(1) The Sanitation Maintenance Fund was converted to a proprietary fund on January 1, 2008.

Table 5

2008	2009	2010	2011	2012	2013
\$ 62,180,860	\$ 61,249,479	\$ 61,112,563	\$ 62,582,933	\$ 68,815,698	\$ 71,028,983
3,856,514	4,030,512	3,130,921	3,781,582	3,871,740	4,201,367
39,186,039	34,689,917	44,495,929	62,687,802	60,801,320	53,481,155
1,503,172	1,174,373	1,809,699	1,876,296	949,755	1,216,183
4,427,672	4,584,932	4,702,430	4,622,881	4,274,045	4,280,476
5,076,662	2,980,867	1,983,300	4,257,961	3,687,894	1,734,906
<u>116,230,919</u>	<u>108,710,080</u>	<u>117,234,842</u>	<u>139,809,455</u>	<u>142,400,452</u>	<u>135,943,070</u>
17,036,261	18,306,618	19,599,386	20,763,806	19,723,979	19,772,987
22,142,841	27,420,652	36,840,410	46,562,638	47,147,065	37,844,243
18,429,618	33,426,296	25,379,209	22,870,206	19,621,703	19,780,415
(1)	(1)	(1)	(1)	(1)	(1)
12,377,204	14,568,584	16,490,392	12,895,875	14,198,832	12,466,424
2,195,646	2,132,702	2,086,297	2,283,302	3,184,715	3,851,846
45,228	67,855	70,012	70,183	76,462	95,407
1,236,935	4,103,705	4,634,564	2,864,988	1,955,779	2,973,838
213,394	462,176	1,208,521	273,947	277,824	252,080
2,783,286	2,434,889	3,202,721	12,350,769	19,111,800	12,436,869
3,109,170	3,387,760	3,200,000	3,930,000	5,100,000	5,315,000
2,030,191	2,616,716	2,402,696	3,476,701	4,894,468	4,848,321
123,611	88,491		231,610		84,170
22,734,404	21,811,944	26,598,925	37,870,167	37,019,719	26,879,016
132,813	285,682	209,027	115,282	24,992	7,172,644
<u>104,590,602</u>	<u>131,114,070</u>	<u>141,922,160</u>	<u>166,559,474</u>	<u>172,337,338</u>	<u>153,773,260</u>
<u>11,640,317</u>	<u>(22,403,990)</u>	<u>(24,687,318)</u>	<u>(26,750,019)</u>	<u>(29,936,886)</u>	<u>(17,830,190)</u>

**Terrebonne Parish Consolidated Government**  
**Changes in Fund Balances of Governmental Funds**  
**Last Ten Fiscal Years**  
**(modified accrual basis of accounting)**  
(Unaudited)

	2004	2005	2006	2007
<b>Other financing sources (uses)</b>				
Transfers in	\$ 25,087,767	\$ 23,051,448	\$ 33,758,703	\$ 40,357,319
Transfers out	(20,779,429)	(22,036,785)	(32,185,891)	(38,683,142)
Public improvement bond proceeds		7,495,000		
Premium on public improvement debt		31,169		
General obligation bond proceeds		5,000,000		10,000,000
Premium on general obligation debt				1,889
Refunding bonds issued		4,425,000		
Payment to refunded bond escrow agent		(4,410,300)		
Premium on refunding debt		39,604		
Capital leases				
Proceeds of bonds and other debt issued				
Bond proceeds				
Bond discounts				
Bond premium				
Proceeds of capital asset dispositions	61,005	47,118	424,716	62,749
<b>Total other financing sources (uses)</b>	<b>4,369,343</b>	<b>13,642,254</b>	<b>1,997,528</b>	<b>11,738,815</b>
<b>Special Items</b>				
Contributions				
<b>Net change in fund balances</b>	<b>\$ 7,916,452</b>	<b>\$ 29,824,913</b>	<b>\$ 19,387,880</b>	<b>\$ 27,462,486</b>
Debt service as a percentage of noncapital expenditures	6.60%	6.77%	7.10%	6.93%

**Terrebonne Parish Consolidated Government**  
**General Governmental Tax Revenues By Source**  
**Last Ten Fiscal Years**  
**(modified accrual basis of accounting)**  
(Unaudited)

Fiscal Year	Ad Valorem Tax (1)	Sales & Use Tax	Special Assessment Tax	Other Tax	Total
2004	\$ 18,984,710	\$ 27,810,468	\$ 26,153	\$ 917,556	\$ 47,738,887
2005	20,695,015	32,814,484	15,812	826,037	54,351,348
2006	21,594,375	39,282,442	15,645	1,223,182	62,115,644
2007	23,179,592	39,961,358	46,194	1,153,603	64,340,747
2008	19,602,060	41,499,111	21,674	1,058,015	62,180,860
2009	22,908,925	37,154,791	21,679	1,164,084	61,249,479
2010	23,927,959	36,442,007	19,267	1,144,872	61,534,105
2011	24,043,542	37,167,712	12,145	1,359,534	62,582,933
2012	28,016,809	39,558,954	15,706	1,422,744	69,014,213
2013	26,473,371	43,251,970	22,560	1,446,469	71,194,370

(1) The Sanitation Maintenance Fund was converted to a proprietary fund on January 1, 2008.

Table 5  
(Continued)

2008	2009	2010	2011	2012	2013
\$ 42,574,107 (44,022,280)	\$ 34,285,166 (32,538,372)	\$ 33,548,751 (32,171,848)	\$ 34,837,468 (35,119,743)	\$ 29,611,400 (31,092,382)	\$ 31,478,467 (28,004,845) 11,275,000
14,825,000	11,850,000 (12,738,594) 368,167		60,765,000 (336,851) 39,405		(78,925) 54,613
<u>912,083</u>	<u>513,311</u>	<u>171,551</u>	<u>244,370</u>	<u>271,002</u>	<u>117,853</u>
<u>14,288,910</u>	<u>1,739,678</u>	<u>1,548,454</u>	<u>60,429,649</u>	<u>(1,209,980)</u>	<u>14,842,163</u>
		<u>(565,196)</u>			
\$ 25,929,227	\$ (20,664,312)	\$ (23,138,864)	\$ 33,679,630	\$ (31,146,866)	\$ (2,988,027)
6.28%	5.49%	4.86%	5.76%	7.39%	8.01%

**Terrebonne Parish Consolidated Government**  
**Assessed Value and Estimated Actual Value of Taxable Property**  
**Last Ten Fiscal Years**  
(Unaudited)

<b>Fiscal Year Ended December 31</b>	<b>Real Property</b>	<b>Movable Property</b>	<b>Other</b>	<b>Less: Tax Exempt Real Property</b>	<b>Net Taxable Assessed Value</b>	<b>Total Direct Tax Rate</b>	<b>Estimated Actual Taxable Value</b>	<b>Total Assessed Value as a Percentage of Actual Value</b>
2004	\$346,024,525	\$209,696,065	\$ 57,936,060	\$ 151,796,400	\$ 461,860,250	\$343.33	\$ 5,089,963,257	12.06%
2005	371,393,000	214,347,515	60,923,080	157,674,555	488,989,040	348.68	5,386,605,753	12.01%
2006	391,537,350	231,454,460	70,612,100	160,970,875	532,633,035	365.85	5,740,851,633	12.08%
2007	407,402,445	278,501,270	75,482,880	164,226,815	597,159,780	375.46	6,232,631,103	12.22%
2008	456,080,830	346,767,160	75,970,020	169,519,980	709,298,030	386.42	7,176,469,447	12.25%
2009	468,174,820	347,423,675	77,809,310	171,242,510	722,165,295	399.97	7,309,143,273	12.22%
2010	479,017,105	351,953,280	83,714,000	172,892,410	741,791,975	404.98	7,471,382,250	12.24%
2011	507,468,020	351,744,320	86,500,310	175,348,725	770,363,925	409.49	7,765,643,573	12.18%
2012	550,626,415	344,464,845	94,723,300	179,113,825	810,700,735	406.84	8,181,589,650	12.10%
2013	564,671,350	386,160,935	94,103,740	179,942,475	864,993,550	401.50	8,597,534,693	12.15%

\*Actual Valuation (Market Value) as computed to Assessed Valuation

Residential properties are assessed at 10% of fair market value; other movable property excluding land are to be assessed at 15%; and public service properties excluding land are to be assessed at 25% of fair market value. The total assessed value is estimated to be 15% of actual market value. Tax rates are per \$1,000 of net assessed value.

\*\* Exempt Properties Not Included

Does not include exempt assessed valuations as follows:

<b>Fiscal Year Ended December 31</b>	<b>Real Estate and Improvements (Under 10 Year Exemption)</b>	<b>Exempt Real Estate and Improvements</b>	<b>Total Exempt Properties</b>
2004	\$ 104,366,730	\$ 44,465,645	\$ 148,832,375
2005	119,484,025	45,245,545	164,729,570
2006	123,815,790	46,762,965	170,578,755
2007	138,318,175	49,666,925	187,985,100
2008	139,832,520	50,285,845	190,118,365
2009	204,263,485	50,964,560	255,228,045
2010	241,824,081	53,304,750	295,128,831
2011	309,232,377	61,000,290	370,232,667
2012	297,748,752	57,290,550	355,039,302
2013	361,901,433	61,328,365	423,229,798

Source: Terrebonne Parish Assessor's Office.

**Terrebonne Parish Consolidated Government  
Property Tax Rates  
Direct and Overlapping (1) Governments  
Last Ten Fiscal Years  
(Unaudited)**

Fiscal Year	Terrebonne Parish Consolidated Government			Overlapping Rates		Total Direct & Overlapping Rates
	Operating Millage	Debt Service Millage	Total Parish Millage	Total School Millage	Other Districts	
2004	\$329.25	\$14.08	\$343.33	\$9.27	\$14.43	\$367.03
2005	336.47	12.21	348.68	9.04	14.43	372.15
2006	347.72	18.13	365.85	9.27	14.43	389.55
2007	359.98	15.48	375.46	9.27	14.43	399.16
2008	361.24	25.18	386.42	8.83	14.43	409.68
2009	370.04	29.93	399.97	8.83	14.43	423.23
2010	376.15	28.83	404.98	9.27	14.43	428.68
2011	368.13	41.36	409.49	9.27	14.43	433.19
2012	367.37	39.47	406.84	9.27	14.58	430.69
2013	364.51	36.99	401.50	9.27	17.04	427.81

Source: Terrebonne Parish Assessor's Office.

- (1) Overlapping rates are those of parish governments that apply to property owners within Terrebonne Parish. Not all overlapping rates apply to all Terrebonne Parish property owners (e.g. the rates of special districts apply only to the proportion of the government's property owners whose property is located within the geographical boundaries of the special district).

**Terrebonne Parish Consolidated Government**  
**Principal Property Taxpayers**  
**Current Year and Ten Years Ago**  
(Unaudited)

Taxpayer	2013			2004		
	Taxable Assessed Value	Rank	Percentage of Net Taxable Assessed Value	Taxable Assessed Value	Rank	Percentage of Net Taxable Assessed Value
Hilcorp Energy Co.	\$ 41,624,085	1	4.81%	\$12,882,760	1	2.10%
Petroleum Helicopters, Inc.	29,139,905	2	3.37%			
Shell Pipeline Co.	16,931,525	3	1.96%	7,889,730	6	1.29%
Hercules Drilling Company	14,006,125	4	1.62%			
S C F Marine, Inc	13,601,110	5	1.57%			
Tennessee Gas Pipeline Co.	12,373,120	4	1.43%			
Weatherford U. S.	12,326,515	7	1.43%			
Apache Corporation	11,874,330	8	1.37%	8,355,480	4	1.36%
Entergy LA., Inc.	9,238,290	9	1.07%	7,159,690	8	1.17%
Transcontinental Gas Pipeline	8,289,510	10	0.96%	7,417,720	7	1.21%
Bell South				10,572,520	2	1.72%
The Offshore Co.				9,603,390	3	1.56%
Tenneco Gas Pipeline Co.				7,929,370	5	1.29%
William G. Helis Co., L L C				6,046,970	9	0.99%
Poseidon Oil Pipeline Co.				5,817,325	10	0.95%
Totals	<u>\$ 169,404,515</u>		<u>19.59%</u>	<u>\$ 83,674,955</u>		<u>13.64%</u>

Source: Terrebonne Parish Assessor's Office.



**Terrebonne Parish Consolidated Government**  
**Property Tax Levies and Collections**  
**Last Ten Fiscal Years**  
(Unaudited)

Fiscal Year Ended December 31	Collection Year Ended December 31	Taxes Levied for the Fiscal Year (Original Levy)	Adjustments	Total Tax Levy for Fiscal Year	Collected Within the Fiscal Year of the Levy		Collections in Subsequent Years	Total Collections to Date	
					Amount	Percentage of Levy		Amount	Percentage of Levy
2004	2005	\$20,640,576	-	\$20,640,576	\$20,142,485	97.59%	\$ 25,728	\$ 20,168,213	97.71%
2005	2006	21,484,806	-	21,484,806	21,131,299	98.35%	390,100	21,521,399	100.17% (3)
2006	2007	23,497,310	-	23,497,310	23,306,987	99.19%	(51,085) (1)	23,255,902	98.97%
2007	2008	26,267,972	-	26,267,972	25,866,447	98.47%	(2,276) (1)	25,864,171	98.46%
2008	2009	30,968,284	-	30,968,284	30,638,369	98.93%	157,120	30,795,489	99.44%
2009	2010	31,779,697	-	31,779,697 (2)	30,955,826	97.41%	24,850	30,980,676	97.49%
2010	2011	32,605,552	-	32,605,552 (2)	30,652,266	94.01%	40,167	30,692,433	94.13%
2011	2012	33,719,387	-	33,719,387	32,664,919	96.87%	4,118,559 (4)	36,783,478	109.09% (3)
2012	2013	34,780,278	-	34,780,278	34,164,340	98.23%	711,786	34,876,126	100.28%
2013	2014	36,137,191	-	36,137,191					

"Total Tax Levy" represents the taxpayer portion of the original levy of the Assessor. The amounts to be paid by the taxpayer are ultimately collected in full except for those adjustments due to assessment error or delayed homestead exemptions.

For financial statement reporting, ad valorem taxes represent total tax levy plus delinquent tax collections.

- (1) The collections in 2006 and 2007 include significant taxes paid in protest that were upheld and refunded during the period.
- (2) 2009 - 2010 Total Tax Levy was adjusted for the creation of a separate governing authority for Terrebonne Fire Protection District No. 8.
- (3) For the Fiscal Years 2005 and 2012, which reflects greater than 100%, these years include settlements of protest taxes.
- (4) The collections in 2012 includes protest taxes settled during the year.

Source: Terrebonne Parish Sheriff's Office.

**Terrebonne Parish Consolidated Government**  
**Sales Tax Revenues**  
**Last Ten Fiscal Years**  
(Unaudited)

Year	1/4% TPCG	1/3 of 1% TPCG	1/3 of 1% Urban	1/4% TPCG Drainage	1/4% TPCG Roads & Bridges	1/4% TPCG Levee Dist.
2004	\$ 4,174,800	\$ 5,681,530	\$ 5,459,530	\$ 4,174,800	\$ 4,174,800	\$ 4,145,008
2005	4,924,036	6,791,717	6,347,717	4,924,027	4,924,027	4,902,960
2006	5,900,579	7,871,987	7,871,987	5,900,578	5,900,578	5,836,733
2007	6,001,401	8,005,528	8,005,528	6,001,401	6,001,401	5,946,099
2008	6,227,198	8,305,758	8,305,758	6,227,198	6,227,198	6,206,001
2009	5,581,235	7,444,613	7,444,613	5,581,209	5,581,209	5,521,912
2010	5,468,314	7,294,279	7,294,279	5,468,314	5,468,314	5,448,507
2011	5,574,137	7,435,582	7,435,582	5,574,137	5,574,137	5,574,137
2012	5,932,913	7,913,654	7,913,654	5,932,912	5,932,911	5,932,910
2013	6,489,521	8,654,898	8,654,898	6,489,521	6,489,521	6,489,521

Source: Terrebonne Parish Sales and Use Tax Department.

**Terrebonne Parish Consolidated Government**  
**Ratios of Outstanding Debt by Type**  
**Last Ten Fiscal Years**  
(amounts expressed in millions, except per capita amount)  
(Unaudited)

Fiscal Year	Governmental Activities			Business-Type Activities	Total Primary Government	Percentage of Personal Income(1)	Per Capita(1)
	Public Improvement Bonds	General Obligation Bonds	Capital Leases	Revenue Bonds			
2004	\$32.3	\$6.5	\$0.4	\$8.9	\$48.1	1.82%	\$449.00
2005	36.9	11.1	0.3	7.7	56.0	2.11%	522.65
2006	33.8	10.4	0.2	6.5	50.9	1.53%	467.24
2007	30.4	19.7	0.2	5.2	55.5	1.47%	511.88
2008	36.7	23.7	0.1	3.9	64.4	1.56%	593.13
2009	34.0	22.4		2.5	58.9	1.38%	538.93
2010	32.0	21.2		1.4	54.6	1.31%	488.11
2011	90.2	19.8		1.3	111.3	2.50%	994.99
2012	86.5	18.4		9.2	114.1	2.48%	1,019.51
2013	94.0	17.0		13.6	124.6	2.68%	1,105.11

Note: Details regarding Terrebonne Parish Consolidated Governments's outstanding debt can be found in the notes to the financial statements

(1) See the Schedule of Demographic and Economic Statistics for personal income and population data.

**Terrebonne Parish Consolidated Government**  
**Ratios of General Bonded Debt Outstanding**  
**Last Ten Fiscal Years**  
(amounts expressed in millions, except per capita amount)  
(Unaudited)

<u>Fiscal Year</u>	<u>General Obligation Bonds</u>	<u>Less: Amounts Available in Debt Service Fund</u>	<u>Total</u>	<u>Percentage of Estimated Actual Taxable Value(1) of Property</u>	<u>Per Capita(2)</u>
2004	\$6.5	\$5.0	\$1.5	0.03%	\$14
2005	11.1	5.8	5.3	0.10%	49
2006	10.4	5.9	4.5	0.08%	41
2007	19.7	6.5	13.2	0.21%	122
2008	23.7	7.0	16.7	0.23%	154
2009	22.4	6.7	15.7	0.21%	144
2010	21.2	7.6	13.6	0.18%	122
2011	19.8	13.5	6.3	0.08%	56
2012	18.4	14.5	3.9	0.05%	35
2013	17.0	14.7	2.3	0.03%	20

Note: Details regarding the Parish's outstanding debt can be found in the notes to the financial statements.

(1) See the Schedule of Assessed Value and Estimated Actual Value of Taxable Property on Table 6 for property value data.

(2) Population data can be found in the Schedule of Demographic and Economic Statistics on Table 16.

**Terrebonne Parish Consolidated Government**  
**Direct and Overlapping Governmental Activities Debt**  
**As of December 31, 2013**  
(Unaudited)

<u>Jurisdiction</u>	<u>Tax Debt Outstanding</u>	<u>Percentage Applicable to Government</u>	<u>Amount Applicable to Government</u>
Direct:			
Terrebonne Parish Consolidated Government (2)	\$ 110,895,000	100%	\$ 110,895,000
Overlapping:			
Terrebonne Parish School Board (1)	21,648,087	100%	21,648,087
Fire Protection District No. 4A	420,000	100%	420,000
Fire Protection District No. 5	1,440,000	100%	1,440,000
Fire Protection District No. 7	1,320,000	100%	1,320,000
Fire Protection District No. 10	755,000	100%	755,000
Schriever Fire District	2,825,000	100%	2,825,000
Recreation District No. 1	525,000	100%	525,000
Recreation District No. 6	1,240,000	100%	1,240,000
Recreation District No. 10	50,000	100%	50,000
Terrebonne Parish Veterans' Memorial District	1,785,000	100%	1,785,000
Subtotal overlapping	32,008,087	100%	32,008,087
Total	\$ 142,903,087	100%	\$ 142,903,087

Source: Debt outstanding data provided by Terrebonne Parish School Board.

(1) The fiscal year of the Terrebonne Parish School Board ends on June 30th. Overlapping debt is based on June 30, 2012 financial information.

(2) Excludes 1982 Jail General Obligation Bonds in the amount of \$12,195 that are not funded by Ad Valorem Taxes.

Note: Overlapping governments are those that coincide, at least in part with the geographical boundaries of the Parish. This schedule estimates the portion of the outstanding debt of those overlapping governments that is borne by the residents and businesses of Terrebonne Parish Consolidated Government. This process recognizes that, when considering the governments' ability to issue and repay long-term debt, the entire debt burden borne by the residents and businesses should be taken into account. However this does not imply that every taxpayer is a resident, and therefore responsible for repaying the debt of each overlapping government.

**Terrebonne Parish Consolidated Government**  
**Legal Debt Margin Information**  
**Last Ten Fiscal Years**  
**(amounts expressed in millions)**  
**(Unaudited)**

	2004	2005	2006	2007	2008	2009	2010	2011	2012	2013
Debt limit	\$61.4	\$64.7	\$69.4	\$76.1	\$87.9	\$89.3	\$91.5	\$94.5	\$98.9	\$104.5
Total net debt applicable to limit	1.5	5.3	4.5	13.2	16.7	15.7	13.6	6.3	3.9	2.3
Legal debt margin	<u>\$59.9</u>	<u>\$59.4</u>	<u>\$64.9</u>	<u>\$62.9</u>	<u>\$71.2</u>	<u>\$73.6</u>	<u>\$77.9</u>	<u>\$88.2</u>	<u>\$95.0</u>	<u>\$102.2</u>
Total net debt applicable to the limit as a percentage of debt limit	2.44%	8.20%	6.49%	17.34%	19.00%	17.57%	14.87%	6.67%	3.94%	2.20%

**Legal Debt Margin Calculation for Fiscal Year 2012**

Assessed Value	\$865
Add back: exempt real property	<u>\$180</u>
Total assessed value	<u>\$1,045</u>
	10%
Debt limit (10% of total assessed value)	<u>\$104.5</u>
Debt applicable to limit:	
General obligation bonds	17.0
Less: Amount set aside for repayment of general obligation debt	<u>(14.7)</u>
Total net debt applicable to limit	<u>2.3</u>
Legal debt margin	<u><u>\$102.2</u></u>

Note: Under state finance law, the Terrebonne Parish Consolidated Government's outstanding general obligation debt should not exceed 10 percent of total assessed property value. By law, the general obligation debt subject to the limitation may be offset by amounts set aside for repaying general obligation bonds.

**Terrebonne Parish Consolidated Government**  
**Pledged-Revenue Coverage**  
**Last Ten Fiscal Years**  
(Unaudited)

Fiscal Year	Utility Revenue Bonds						Special Assessment Bonds			
	Utility Charges and Other	Less: Operating Expenses	Net Available Revenue	Debt Service		Coverage	Special Assessment Collections	Debt Service		Coverage
				Principal	Interest			Principal	Interest	
2004	\$ 48,659,815	\$43,179,100	\$5,480,715	\$ 1,170,000	\$ 373,530	3.55	\$ 25,658	\$ 33,142	\$ 4,295	0.69
2005	55,390,690	50,079,131	5,311,559	1,205,000	340,770	3.44	19,748	11,235	1,316	1.57
2006	49,573,286	45,351,637	4,221,649	1,245,000	302,813	2.73	12,526	11,235	655	1.05
2007	46,849,109	41,792,513	5,056,596	1,285,000	259,238	3.27	9,235	-	-	-
2008	58,641,743	57,606,586	1,035,157	1,335,000	211,693	0.67	33,978	-	-	-
2009	39,846,087	36,646,016	3,200,071	1,385,000	159,628	2.07	(2,016)	-	-	-
2010	43,515,002	39,039,311	4,475,691	1,440,000	103,535	2.90	36,769	-	-	-
2011	42,987,546	39,271,092	3,716,454	1,030,000	43,775	3.46	6,424	-	-	-
2012	38,607,061	35,114,066	3,492,995	-	-	-	46,835	-	-	-
2013	41,528,167	36,040,328	5,487,839	-	-	-	15,654	-	-	-

Note: Details regarding Terrebonne Parish Consolidated Government's outstanding debt can be found in the notes to the financial statements.

**Terbonne Parish Consolidated Government  
Demographic and Economic Statistics  
Last Ten Fiscal Years  
(Unaudited)**

<b>Fiscal Year</b>	<b>Population</b>		<b>Personal Income (3)</b>	<b>Per Capita Personal Income (3)</b>	<b>Median Age</b>		<b>Public School Enrollment (1)</b>	<b>Average % Unemployment Terbonne Parish (2)</b>
2004	107,127	(5)	\$ 2,640,252,042	\$ 24,646	33.0	(6)	18,792	4.10%
2005	107,146	(5)	2,648,541,974	24,719	33.0	(6)	18,553	6.60%
2006	108,938	(5)	3,360,519,424	30,848	35.2	(7)	18,237	3.30%
2007	108,424	(4)	3,767,083,456	34,744	34.7	(4)	17,935	2.60%
2008	108,576	(4)	4,126,430,880	38,005	34.2	(4)	17,635	3.60%
2009	109,291	(4)	4,267,704,259	39,049	34.9	(4)	18,921	5.50%
2010	111,860	(4)	4,175,733,800	37,330	34.4	(4)	18,850	5.30%
2011	111,860	(4)	4,448,001,040	39,764	35.0	(4)	18,747	5.40%
2012	111,917	(4)	4,608,070,558	41,174	35.0	(4)	18,891	4.80%
2013	112,749	(4)	4,642,327,326 **	41,174 *	35.1	(4)	18,564	4.30%

## Sources:

n/a - Not available

\* Latest available 2012

\*\* Estimated based on 2012 per capita personal income

(1) Terbonne Parish School Board

(2) Louisiana Department of Labor Statistics

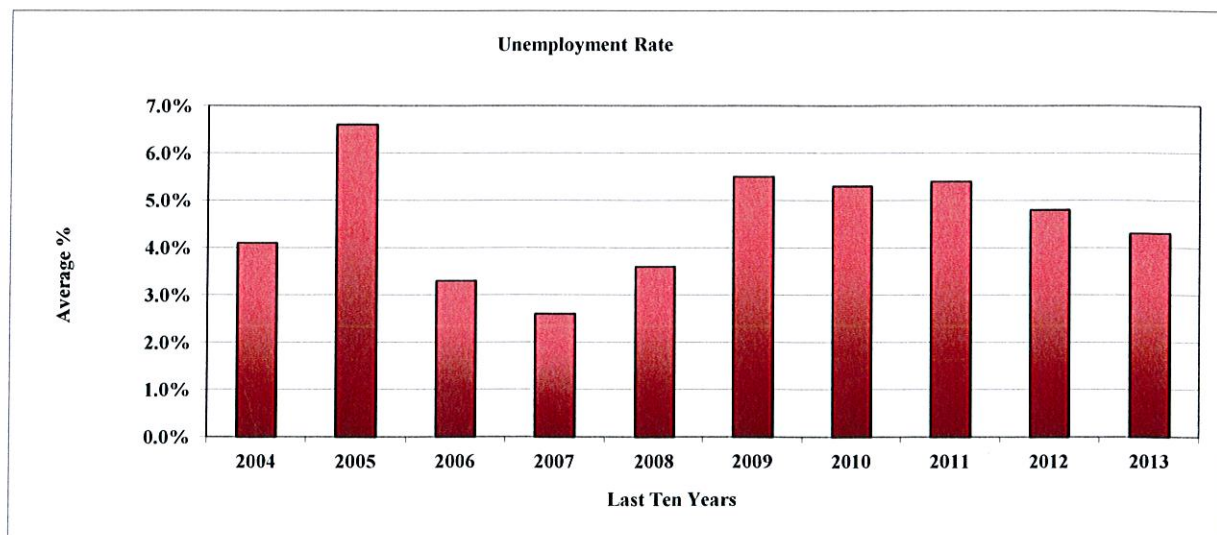
(3) U.S. Department of Commerce, Bureau of Economic Analysis

(4) U. S. Census Bureau

(5) Louisiana Tech University in Ruston, Research Division, College of Administration and Business

(6) Wikipedia

(7) Sperling's Best Places





**Terrebonne Parish Consolidated Government  
Principal Employers  
Current Year and Ten Years Ago  
(Unaudited)**

Employer	2013			2004		
	Employees	Rank	Percentage of Total Parish Employment	Employees	Rank	Percentage of Total Parish Employment
Terrebonne Parish School Board	2,460	1	4.31%	2,617	1	5.21%
Gulf Island Fabrication	2,200	2	3.86%	1,000	5	1.99%
Terrebonne General Medical Center	1,362	3	2.39%	1,289	2	2.57%
Diocese of Houma-Thibodaux	1,100	4	1.93%	1,100	3	2.19%
Terrebonne Parish Consolidated Government	992	5	1.74%	830	7	1.65%
Leonard J. Chabert Medical Center	840	6	1.47%	799	8	1.59%
Rouse's Supermarket	730	7	1.28%	564	10	1.12%
Wal-Mart	714	8	1.25%	920	6	1.83%
Seacor Marine	620	9	1.09%	-	-	-
Chet Morrison Contractors	600	10	1.05%	-	-	-
Performance Energy Services	600	10	1.05%	-	-	-
Pride Offshore	-	-	-	1,080	4	2.15%
Weatherford International Ltd.	-	-	-	600	9	1.19%
<b>Total</b>	<b>12,218</b>		<b>21.42%</b>	<b>10,799</b>		<b>21.49%</b>

Source: 2013 - www.houmatoday.com - latest available  
2004 - Houma Daily Courier

**Terrebonne Parish Consolidated Government**  
**Full-time Equivalent Parish Government Employees by Function**  
**Last Ten Fiscal Years**  
(Unaudited)

Function	<u>2004</u>	<u>2005</u>	<u>2006</u>	<u>2007</u>	<u>2008</u>	<u>2009</u>	<u>2010</u>	<u>2011</u>	<u>2012</u>	<u>2013</u>
General fund	111	88	90	87	106	111	116	114	110	164
Public safety										
Police	95	95	99	96	96	106	106	95	100	105
Fire	63	62	67	65	65	70	71	70	71	69
Grants	111	91	81	72	69	83	85	83	79	76
Road and Bridge	69	64	60	64	65	68	67	66	64	65
Drainage	81	72	79	73	77	82	85	81	85	74
Sanitation	19	18	16	19	10	9	14	14	14	15
Culture & Recreation	45	42	36	42	46	46	39	38	277	262
Sewer	35	35	31	31	35	38	38	39	34	39
Utility Maintenance & Operation	52	43	42	42	39	43	39	42	37	38
Civic Center	14	17	18	18	25	27	22	23	26	27
Internal Service Funds	51	53	51	54	52	54	50	50	49	48
Port Commission	3	3	4	4	4	1	0	0	0	0
Other Governmental Funds	71	75	79	80	73	74	71	71	71	127
<b>Total</b>	<u>820</u>	<u>758</u>	<u>753</u>	<u>747</u>	<u>762</u>	<u>812</u>	<u>803</u>	<u>786</u>	<u>1017</u>	<u>1109</u>

Sources: Terrebonne Parish Consolidated Government, Human Resources Department.

**Terrebonne Parish Consolidated Government**  
**Capital Asset Statistics by Function**  
**Last Ten Fiscal Years**  
(Unaudited)

Function	2004-2005	2006	2007	2008	2009	2010	2011	2012	2013
<b>Public safety</b>									
Police:									
Stations	1	1	1	1	1	1	1	1	1
Patrol units	n/a	75	78	79	98	94	89	93	87
Fire stations	6	5	5	5	5	5	5	5	5
<b>Roads &amp; Bridges</b>									
Streets-concrete (miles)	n/a	300	315	318	321	327	328	334	331
Streets-asphalt (miles)	n/a	200	185	185	202	186	185	186	187
Streetlights	n/a	3,680	3724	3771	3772	3,791	3,801	3,801	3,812
Traffic signals	n/a	19	18	20	25	12	20	20	14
Caution lights	n/a	73	72	73	104	112	76	76	148
Bridges	n/a	79	79	79	79	80	81	81	82
<b>Drainage</b>									
Forced drainage systems	n/a	69	66	71	71	71	71	71	70
Forced drainage pumps	n/a	157	160	164	164	164	172	173	177
<b>Culture and recreation</b>									
Parks	n/a	19	19	19	19	19	18	5	5
<b>Utilities</b>									
Electric:									
Number of distribution stations	n/a	11	9	9	9	9	9	9	9
Circuit miles above ground	n/a	289	289	297	323	298	298	299	300
Circuit miles underground	n/a	198	202	226	210	220	220	222	223
Gas:									
Number of miles of distribution mains	n/a	416	422	422	422	423	423	424	424
Number of gas delivery stations	n/a	5	14	14	14	11	11	11	12
Number of pressure regulator stations	n/a	17	16	16	16	10	10	10	10
<b>Sewer</b>									
Sanitary sewers (miles)	n/a	258	259	260	260	261	263	264	263
Force main transport lines (miles)	n/a	120	120	121	121	121	122	127	128
Pumping stations	n/a	156	158	160	161	162	162	169	169
Manholes	n/a	5,650	5714	5800	5850	5,900	5,950	5,849	5,900
Maximum daily treatment capacity (thousands of gallons)	n/a	24,500	24,500	24,470	24,470	24,470	24,470	24,470	24,500

n/a - not available

Sources: Various Terrebonne Parish Consolidated Government departments.

**Terrebonne Parish Consolidated Government**  
**Operating Indicators by Function**  
**Last Ten Fiscal Years**  
(Unaudited)

Function	2004	2005	2006	2007
<b>Police</b>				
Physical arrests	1,839	1,735	1,589	1,863
Parking violations	n/a	n/a	239	277
Traffic violations	n/a	n/a	3,576	3,805
Complaints dispatched	30,523	31,576	31,848	32,837
<b>Fire</b>				
Number of calls answered	769	676	669	686
Inspections	223	279	261	735
<b>Roads &amp; Bridges</b>				
Street resurfacing (square yards)	n/a	n/a	8,000	8,000
Potholes repaired	n/a	n/a	200	300
Number of signs repaired/installed	n/a	n/a	1,200	1,500
Number of street name signs replaced	n/a	n/a	1,200	1,400
<b>Drainage</b>				
Number of culverts installed	n/a	n/a	302	154
<b>Sanitation</b>				
Refuse collected (tons/year)	n/a	n/a	138,000	157,983
<b>Animal Shelter</b>				
Number of impounded animals	n/a	n/a	6,348	7,259
Number of adoptions	n/a	n/a	856	418
<b>Utilities</b>				
<b>Electric:</b>				
Purchase of power	266,225,600	314,108,300	322,061,300	355,496,100
Yearly net generation (kwh)	88,073,114	52,785,039	38,731,833	11,101,417
<b>Gas:</b>				
Purchase of gas (mcf)	930,451,000	928,738,000	868,532,000	908,612,000
<b>Sewer</b>				
Average daily sewage treatment (thousands of gallons)	n/a	n/a	10,250	10,077
<b>Civic Center</b>				
Event attendance	168,615	126,277	163,991	138,298
Event days	207	155	190	272

n/a - not available

Sources: Various Terrebonne Parish Consolidated Government departments.

Table 20

<u>2008</u>	<u>2009</u>	<u>2010</u>	<u>2011</u>	<u>2012</u>	<u>2013</u>
1,986	1,834	2,089	1,155	1,087	1,595
632	544	1,384	883	1,144	1,223
4,315	3,387	3,910	3,475	2,548	5,629
33,038	30,939	31,460	28,213	30,262	29,161
897	696	1,373	1,852	1,901	1,899
404	392	611	817	857	878
10,200	12,000	64,243	19,250	66,203	123,286
300	750	176	27	129	179
11,000	14,000	13,050	64	200	650
1,600	2,000	1,900	373	335	444
165	111	96	56	100	106
149,337	135,963	122,182	121,445	124,976	126,773
7,115	7,806	7,499	6,920	6,570	6,469
458	457	384	311	508	552
323,953,000	347,495,200	380,299,200	379,300,800	370,088,100	380,223,800
33,879,389	32,502,312	7,504,982	25,891,563	38,427,334	9,402,714
938,055,000	946,882,000	1,048,050,000	980,541,000	872,556,000	1,016,635,000
9,859	10,769	9,980	8,692	11,877	13,115
142,654	130,723	120,347	124,168	124,040	138,967
279	222	218	162	167	167

**Terrebonne Parish Consolidated Government**  
**Schedule of Insurance in Force - Utilities Fund**  
**December 31, 2013**  
(Unaudited)

Company	Type of Insurance	Amount	Expiration Date
Safety National Casualty Corporation	Workers' Compensation Deductible: \$500,000	\$ 25,000,000 1,000,000 (employer's liability)	4-1-14
Insurance Company of the State of Pennsylvania	General Liability Deductible: \$500,000	6,000,000	4-1-14
Associated Electric and Gas Insurance Services, Ltd.	Excess Liability: Gas and Electric Utility Liability, Emergency Assistance Agreement and Engineers Errors & Omissions  Deductible: \$200,000 General Liability Deductible: \$500,000 Pollution Liability Deductible: \$200,000 Emergency Assistant Agreement	10,000,000	4-1-14
Insurance Company of the State of Pennsylvania	Excess Auto Liability Deductible: \$500,000	6,000,000	4-1-14
Ironshore Specialty Insurance Company	Excess Public Officials, Employees Liability and Employment Practices Liability Deductible: \$250,000	6,000,000	4-1-14
Chartis Specialty Insurance Company	Pollution Liability Deductible: \$250,000	5,000,000	4-1-14
Travelers Property Casualty Company of America	Boiler and Machinery Policy Deductible (Power Plant): \$150,000 Deductible (Spoilage & Refrigerant Contamination): \$25,000 Deductible (Including Water Treatment/Pumping Stations): \$5,000	50,000,000	3-1-14
Underwriters @ Lloyd's of London	* Commercial Property Primary (60% of \$25,000,000)	15,000,000	3-1-14
Landmark American Insurance Company	* Commercial Property Primary (20% of \$25,000,000) Excess of \$25,000,000	5,000,000	3-1-14
Lexington Insurance Company	* Commercial Property Primary (20% of \$25,000,000) (20%) \$15,000,000 Excess of \$50,000,000	5,000,000	3-1-14
Landmark American Insurance Company	* Commercial Property 20% of \$25,000,000 Excess of \$25,000,000	5,000,000	3-1-14
Alterra Excess and Surplus Insurance Company	* Commercial Property 20% of \$25,000,000 Excess of \$25,000,000	5,000,000	3-1-14
Arch Specialty Insurance Company	* Commercial Property 24% of \$25,000,000 Excess of \$25,000,000	6,000,000	3-1-14

Terrebonne Parish Consolidated Government  
Schedule of Insurance in Force - Utilities Fund  
December 31, 2013  
(Unaudited)

Company	Type of Insurance	Amount	Expiration Date
Aspen Specialty Insurance Company	* Commercial Property 16% of \$25,000,000 Excess of \$25,000,000	5,000,000	3-1-14
Liberty Surplus Insurance Company	* Commercial Property 20% of \$25,000,000 Excess of \$25,000,000	4,000,000	3-1-14
James River Insurance Company	* Commercial Property 33.34% of \$15,000,000 Excess of \$50,000,000	5,000,000	3-1-14
Colony Insurance Company	* Commercial Property 33.33% of \$15,000,000 Excess of \$50,000,000	5,000,000	3-1-14
Lexington Insurance Company	* Commercial Property 33.33% of \$15,000,000 Excess of \$50,000,000	5,000,000	3-1-14
Great American Insurance Company	Inland Marinet Special Equipment Deductible: \$25,000	10,557,292	3-1-14
Fidelity National Property and Casualty	Flood Insurance (Ashland Jail)	500,000	4-8-14
Fidelity National Property and Casualty	Flood Insurance (Juvenile Detention Center)	500,000	4-22-14
Wright National Flood Insurance Company	Flood Insurance (Grand Caillou Library) Building and Contents	500,000	8-26-14
Hartford Insurance Company	Flood Insurance (614 Woodside Drive)	200,000	2-20-14

\* Three percent (3 %) of the value at the time of loss of each separate building with respect to named storm losses only.

**Terrebonne Parish Consolidated Government**  
**Schedule of Utility Customers - Urban Services District - Utilities Fund**  
**December 31, 2013 and 2012**  
(Unaudited)

Records maintained by the Utilities Department indicated there were 21,106 utility customers at December 31, 2013 compared to 20,963 utility customers at December 31, 2012.

A comparison of the number of meters being serviced at December 31, 2013 and December 31, 2012 follows:

<u>Department</u>	<u>December 31, 2013</u>	<u>December 31, 2012</u>
Electric	13,829	13,751
Gas	14,721	14,557
Totals	<u>28,550</u>	<u>28,308</u>

There were no unmetered customers at December 31, 2013 and 2012.