

**PARISH OF TERREBONNE
SALES AND USE TAX DEPARTMENT**

P. O. Box 670, Houma, LA 70361
Phone: 985-876-3734 Fax: 985-876-9841
Email: salestax@tpcg.org

**STATEMENT OF SALES TAX,
HOTEL/MOTEL REVENUES AND OCCUPATIONAL LICENSE REVENUES
MARCH 2026/2025 THREE MONTHS ENDING MARCH 31, 2026/2025**

	<u>Month of</u> <u>March 2026</u>	<u>Month of</u> <u>March 2025</u>	<u>Three Months Ending</u> <u>Mar. 31, 2026</u>	<u>Mar. 31, 2025</u>
<u>GROSS COLLECTIONS</u>				
Tax at 1/4% (TPCG)	585,464.89	545,520.59	1,877,113.94	1,778,309.64
Tax at 3/4% (TPSB)	1,756,394.67	1,636,561.75	5,631,341.84	5,334,928.86
Tax at 1% (TPSB/TPCG/TPCG)	2,341,859.58	2,182,082.34	7,508,455.83	7,113,238.53
Tax at 1/4% (TPSO)	585,464.89	545,520.59	1,877,113.94	1,778,309.64
Tax at 1/4% (TPCG-Drainage)	585,464.89	545,520.59	1,877,113.94	1,778,309.64
Tax at 1/4% (TPCG-Rd & Brdg)	585,464.89	545,520.59	1,877,113.94	1,778,309.64
Tax at 1% (TPSB)	2,341,859.57	2,182,082.36	7,508,455.81	7,113,238.50
Tax at 1/4% (TPSO)	585,464.89	545,520.59	1,877,113.94	1,778,309.64
Tax at 1/4% (TPCG-Library)	585,464.89	545,520.59	1,877,113.94	1,778,309.64
Tax at 1/4% (TPCG-Levee District)	585,464.89	545,520.59	1,877,113.94	1,778,309.64
Tax at 1/2% (TLCD-Levee Dist.)	1,170,929.78	1,091,041.17	3,754,227.90	3,556,596.20
Tax at 1/2% (TPSB)	1,170,929.78	1,091,041.17	3,754,227.90	3,556,423.86
Subtotal	12,880,227.61	12,001,452.92	41,296,506.86	39,122,593.43
Hotel/Motel	138,164.54	125,555.22	353,776.57	341,319.57
TOTAL	13,018,392.15	12,127,008.14	41,650,283.43	39,463,913.00
<u>NET COLLECTIONS</u>				
Tax at 1/4% (TPCG)	583,278.34	542,151.47	1,869,856.20	1,770,130.38
Tax at 3/4% (TPSB)	1,749,835.02	1,626,454.40	5,609,568.61	5,310,391.08
Tax at 1% (TPSB/TPCG/TPCG)	2,333,313.38	2,168,791.88	7,481,179.86	7,082,458.54
Tax at 1/4% (TPSO)	583,278.34	542,151.47	1,869,856.20	1,770,130.38
Tax at 1/4% (TPCG-Drainage)	583,278.34	542,151.47	1,869,856.20	1,770,130.38
Tax at 1/4% (TPCG-Rd & Brdg)	583,278.34	542,151.47	1,869,856.20	1,770,130.38
Tax at 1% (TPSB)	2,333,113.37	2,168,605.89	7,479,424.84	7,080,521.45
Tax at 1/4% (TPSO)	583,278.34	542,151.47	1,869,856.20	1,770,130.38
Tax at 1/4% (TPCG-Library)	583,278.34	542,151.47	1,869,856.20	1,770,130.38
Tax at 1/4% (TPCG-Levee District)	583,278.34	542,151.47	1,869,856.20	1,770,130.38
Tax at 1/2% (TLCD-Levee Dist.)	1,166,556.68	1,084,302.94	3,739,712.41	3,540,237.68
Tax at 1/2% (TPSB)	1,166,556.68	1,084,302.94	3,739,712.41	3,540,065.34
Subtotal	12,832,323.51	11,927,518.34	41,138,591.53	38,944,586.75
Hotel/Motel	134,710.43	122,416.34	344,932.16	332,786.58
TOTAL	12,967,033.94	12,049,934.68	41,483,523.69	39,277,373.33
<u>GROSS COLLECTIONS</u>				
Occ. Lic. - Urban	96,858.32	74,974.19	303,274.37	312,862.22
Occ. Lic. - Rural	248,187.49	192,581.13	796,235.60	784,133.33
TOTAL	345,045.81	267,555.32	1,099,509.97	1,096,995.55
<u>NET COLLECTIONS</u>				
Occ. Lic. - Urban	90,037.43	68,535.92	287,190.58	296,941.30
Occ. Lic. - Rural	241,366.59	186,142.86	780,151.81	768,212.41
TOTAL	331,404.02	254,678.78	1,067,342.39	1,065,153.71

Audit Collections - March 2026:	\$0.00 - 2%	March 2025:		\$0.00 - 2%
	0.00 - 1/4%			0.00 - 1/4%
	0.00 - 1/4%			0.00 - 1/4%
	0.00 - 1/4%			0.00 - 1/4%
	0.00 - 1%			0.00 - 1%
	0.00 - 1/4%			0.00 - 1/4%
	0.00 - 1/4%			0.00 - 1/4%
	0.00 - 1/4%			0.00 - 1/4%
	0.00 - 1/2%			0.00 - 1/2%
	0.00 - 1/2%			0.00 - 1/2%
	\$0.00			\$0.00

SPECIAL AGENCY AND OPERATING FUNDS BALANCE SHEET MARCH 31, 2026

	<u>Agency Fund</u>	<u>Operating Fund</u>
ASSETS		
Balances per Bank 3/31/26	14,522,534.93	18,537.78
Petty Cash	0.00	417.32
Electronic Bank Balance 3/31/26	0.00	0.00
Accounts Receivable	39,001.51	0.00
Due From T.P.C.G.	0.00	0.00
Total Assets	<u>14,561,536.44</u>	<u>18,955.10</u>
 LIABILITIES AND FUND BALANCE		
Liabilities:		
Accounts Payable 3/31/26	11,926.67	8,101.40
Taxes Paid Under Protest	1,198,321.96	
Interest Payable	13,848.34	
Due to Operating Fund	0.00	
Due to Governmental Units 4/26		
T.P. Government @ 1/4%	583,278.34	
T.P. School Board @ 3/4%	1,749,835.02	
T.P. School Board @ 1/3 of 1%	777,704.46	
T.P. Government @ 1/3 of 1%	777,804.46	
T.P. Govt. - Urban @1/3 of 1%	777,804.46	
T.P. Sheriff's Dept. @ 1/4%	583,278.34	
T.P. Government @ 1/4%	583,278.34	
T.P. Government @ 1/4%	583,278.34	
T.P. School Board @ 1%	2,333,113.37	
T.P. Sheriff's Dept. @ 1/4%	583,278.34	
T.P. Government @ 1/4%	583,278.34	
T.P. Government @ 1/4%	583,278.34	
T. Levee District @ 1/2%	1,166,556.68	
T.P. School Board @ 1/2%	1,166,556.68	
Tourist Commission	<u>134,710.43</u>	<u>12,967,033.94</u>
Due to T.P.C.G.		
Occ. Lic. - Urban	90,037.43	
Occ. Lic. - Rural	<u>241,366.59</u>	<u>331,404.02</u>
Due to Govt. Units	<u>39,001.51</u>	
Total Liabilities	14,561,536.44	8,101.40
Fund Balance	<u>0.00</u>	<u>10,853.70</u>
Total Liabilities & Fund Balance	<u>14,561,536.44</u>	<u>18,955.10</u>

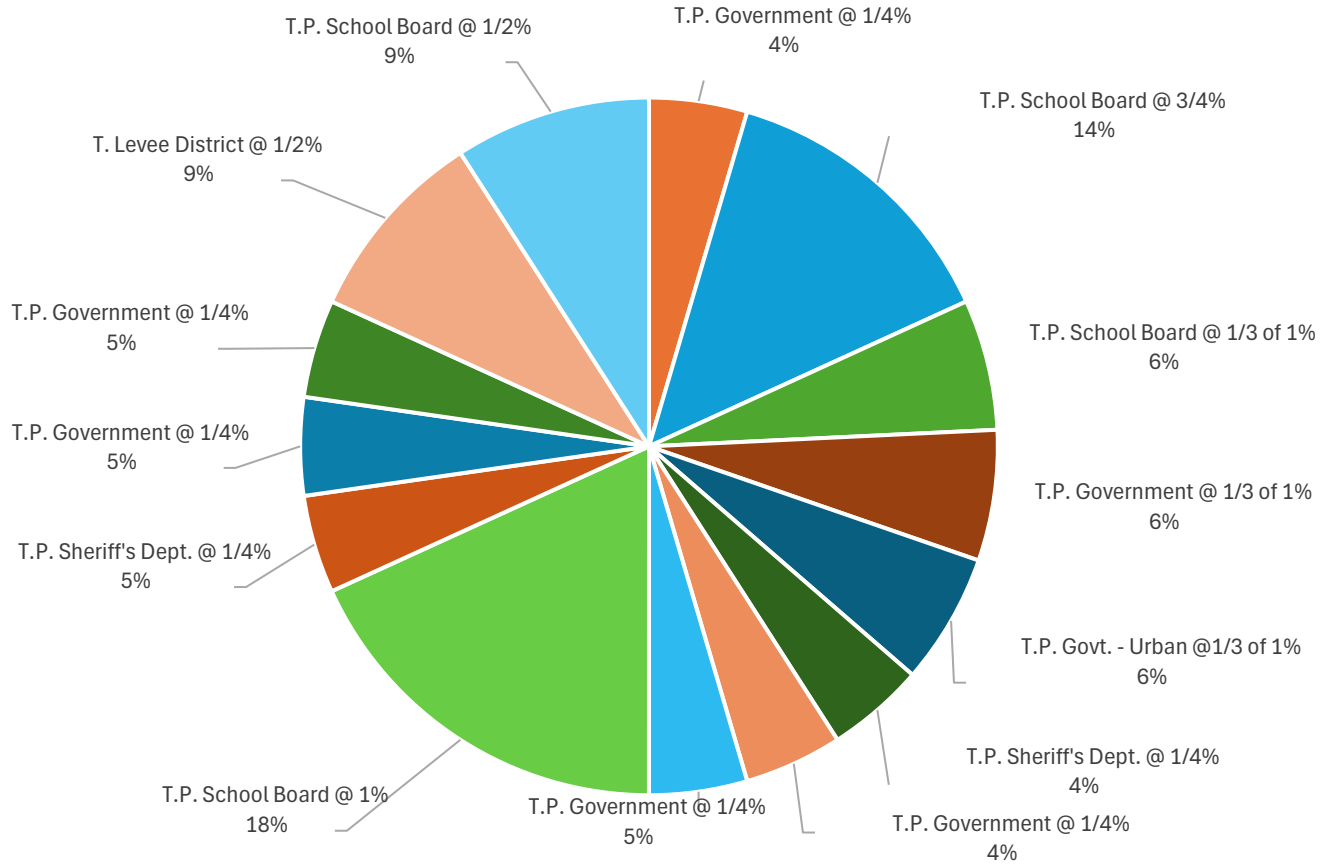
STATEMENT OF RECEIPTS AND DISBURSEMENTS - AGENCY FUND
MONTH OF MARCH 2026

	<u>Month of March 2026</u>	<u>3 Months Ending March 31, 2026</u>
Beginning cash balance	14,133,782.31	14,142,927.57
Cash Receipts:		
Sales & Use Taxes	12,880,227.61	41,296,506.86
Taxes Paid Under Protest	0.00	66,396.86
Hotel/Motel	138,164.54	353,776.57
Occupational License	345,045.81	1,099,509.97
Miscellaneous:		
Interest (Agency)	0.00	0.00
Other	0.00	805.01
Interest (Protest)	503.89	1,425.25
	<hr/>	<hr/>
Total Cash Receipts	13,363,941.85	42,818,420.52
Total Cash Available	<hr/> 27,497,724.16	<hr/> 56,961,348.09
 Cash Disbursements		
2/26 Balances Paid 3/26		<hr/> 12,986,763.40
 Due to Governmental Units		
T.P. Government 1/4%	566,809.03	1,286,577.86
T.P. School Board 3/4%	1,700,427.11	3,859,733.59
T.P. School Board 1/3 of 1%	755,745.39	1,715,437.16
T.P. Government 1/3 of 1%	756,041.64	1,716,214.66
T.P. Govt.-Urban 1/3 of 1%	756,041.64	1,716,214.66
T.P. Sheriff's Office 1/4%	566,809.03	1,286,577.86
T.P. Government 1/4%	566,809.03	1,286,577.86
T.P. Government 1/4%	566,809.03	1,286,577.86
T.P. School Board 1%	2,267,236.15	5,146,311.47
T.P. Sheriff's Office 1/4%	566,809.03	1,286,577.86
T.P. Government 1/4%	566,809.03	1,286,577.86
T.P. Government 1/4%	566,809.03	1,286,577.86
T. Levee District 1/2%	1,133,618.08	2,573,155.73
T.P. School Board 1/2%	1,133,618.08	2,573,155.73
Tourist Commission	102,788.15	210,221.73
 Due to T.P.C.G.:		
Occ. License (Urban)	89,538.27	197,153.15
Occ. License (Rural)	247,471.51	538,785.22
Due to Operating Account	0.00	0.00
	<hr/> 12,910,189.23	<hr/> 29,252,428.12
 Distribution to:		
Operating Fund	65,000.00	199,071.88
Other	0.00	549.76
	<hr/>	<hr/>
Total Cash Disbursements	<hr/> 12,975,189.23	<hr/> 42,438,813.16
 Ending Cash Balance 3/31/26	<hr/> 14,522,534.93	<hr/> 14,522,534.93

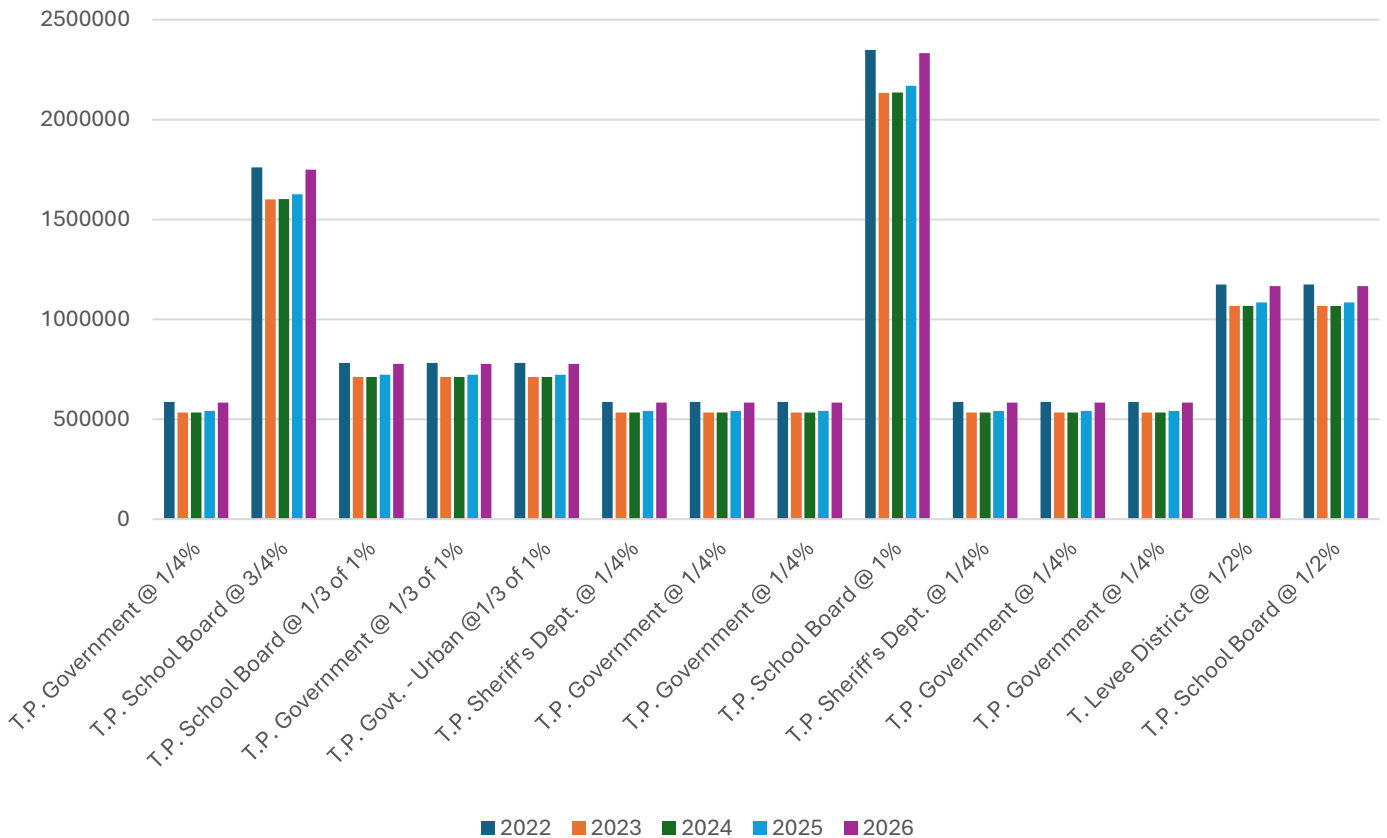
STATEMENT OF SALES TAX AND HOTEL/MOTEL REVENUES & EXPENDITURES
MONTH OF MARCH 2026

	<u>MONTH OF MARCH 2026</u>	<u>3 MONTHS ENDING MARCH 31, 2026</u>
REVENUE		
Sales Taxes Transferred	47,904.10	157,915.33
Hotel-Motel Collection Fee	3,454.11	8,844.41
Interest Revenue & Misc. Income	0.00	0.00
Occupational License Revenue	13,641.79	32,167.58
Bingo Permits	200.00	1,800.00
Bingo Reimbursement	0.00	44.99
Attorney Fee Revenues	0.00	144.56
Total Revenue	<u>65,200.00</u>	<u>200,916.87</u>
 EXPENSES: Sales Tax Dept.		
Personnel Services:		
Payroll	20,102.00	54,067.65
Payroll Taxes	1,410.20	4,417.71
Life, Hosp., & Disability Ins.	8,207.89	24,523.60
Employer's Retirement Costs	1,378.10	4,340.95
Workmen's Comp. Ins.	83.73	190.22
Supplies & Materials:		
Office Supplies	402.10	792.19
Postage	(120.36)	(739.61)
Printing & Stationery	1,061.40	1,061.40
Bingo Expenses	0.00	44.99
Equipment Expenses:		
Office Machine Rentals	925.37	3,014.12
Office Machine Main. & Repair	0.00	2,538.44
Insurance & Bonds	0.00	0.00
Auto & Travel	53.65	150.08
Occupational License Expenses		
Personnel Services	9,666.06	25,604.04
Supplies & Materials	3,818.10	6,090.65
Office Machine Main. & Repair	157.63	472.89
Legal Fees	0.00	0.00
Office Rent	3,930.00	11,790.00
Legal Fees	3,612.75	6,507.75
Telephone	34.20	128.96
Other Charges:		
Contract Auditing	26,898.65	34,023.65
Bank Charges	0.00	0.00
Dues, Subs., Memberships	0.00	0.00
Miscellaneous	78.95	137.41
Continuing Education/Unforseen Cont.	0.00	0.00
Office Equip. & Furniture	0.00	10,906.08
Total Expenses	<u>81,700.42</u>	<u>190,063.17</u>
 Fund Balance		
Ending	10,853.70	10,853.70
Less: Beginning	27,354.12	(16,500.42)
Total	<u>65,200.00</u>	<u>200,916.87</u>

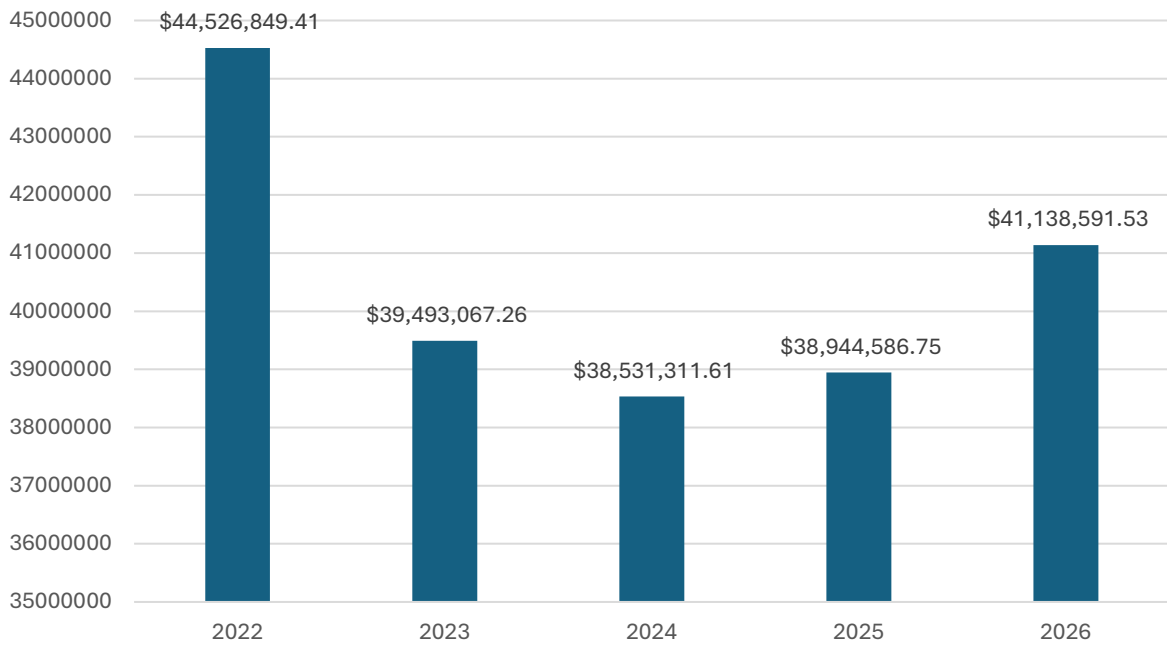
March 2026 Net Collections - Entities



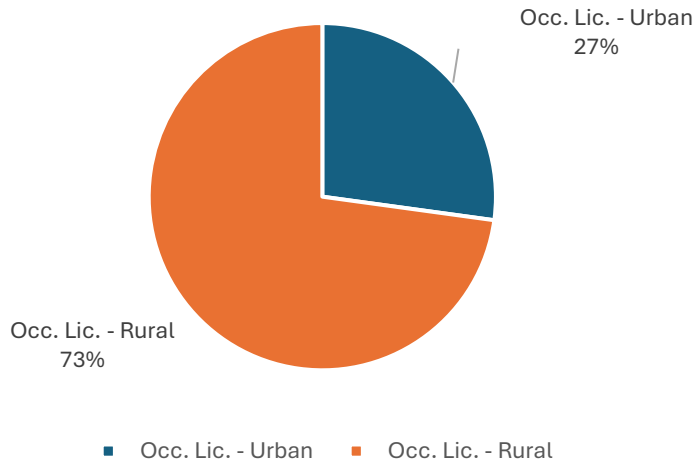
March 2022 - March 2026 Net Collections Comparison



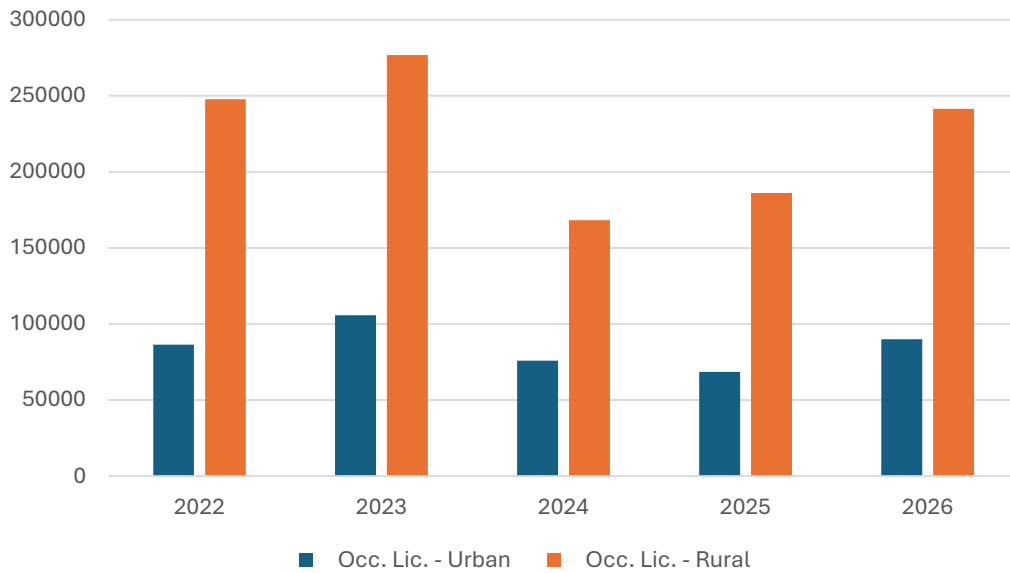
3 Month Ending 5 Year Comparison Net Collections



March 2026 Net Occupational License Collections



5 Year Net Collections Occupational License



5 Year Comparison Net Collections Tourist Commission

